



EVALUATION OF ASSISTANCE TO INLAND WATER FISHERMEN FOR PURCHASE OF FISHERY REQUISITE KITS IN KARNATAKA



ಕರ್ನಾಟಕ ಮೌಲ್ಯಮಾಪನ ಪ್ರಾಧಿಕಾರ
Karnataka Evaluation Authority

**STUDY CONDUCTED FOR
KARNATAKA EVALUATION AUTHORITY
AND
DEPARTMENT OF FISHERIES,
GOVERNMENT OF KARNATAKA**

**BY
M/STECHNICAL CONSULTANCY SERVICES
ORGANIZATION OF KARNATAKA (TECSOK),
3RD FLOOR, VITC BUILDING, KASTURBA ROAD,
BENGALURU-560 001**

PREFACE

The Department of fisheries has taken many initiatives to increase the State inland water fish production and started many programmes for increasing employment opportunities. In the year 2009-10, a new scheme titled “Assistance to inland water fisherman for purchase of fishery requisite kits to overcome the problem of fisherman going through the private lender to purchase the nets and fishery requisite by paying more prices and loosing it very often due to floods in river and reservoirs. Under this scheme, a kit consisting of fishing net, coracle and other fishery requisites are given to coastal or inland fishermen involved in traditional capture fisheries.


The Karnataka Evaluation Authority (KEA) has taken up concurrent Evaluation of the “Assistance to inland water fishermen for purchase of fishery requisite kits in Karnataka” of Fisheries Department. The KEA assigned this evaluation study to M/S. Technical Consultancy Services Organisation of Karnataka(TECSOK). The Evaluation report submitted by Evaluation Consultant Organisation is approved by 31st Technical Committee meeting.

The Evaluation study has revealed that the scheme has empowered the fishermen and fishing folk to continue the fishing activity for their livelihood, which has increased their income and helped them in reducing borrowing by paying high rate of interest from money lenders, the fishermen are more dependent on the assistance of the government. But, 66% of beneficiaries are dissatisfied on quality of items distributed. I am sure that evaluation study and its findings and recommendations will be useful to the Department to make the scheme successful and thereby to encourage more fishermen to participate in the Fishing Activities.

The study received constant support and guidance of the Additional Chief Secretary, and the Secretary Planning, Programme Monitoring and Statistics, Government of Karnataka. The Evaluation study was actively supported by the

Director, Fisheries Department and other implementing officers providing useful data and information for this evaluation study. The evaluation report has been reviewed by members of the Technical Committee of KEA, and an Independent Assessor, who provided suggestions and inputs to improve it from its draft form. I duly acknowledge the contribution of all who were involved in the study and contributed directly or indirectly.

1st February, 2017
Bangalore


Chief Evaluation Officer
Karnataka Evaluation Authority

Contents

Section No.	Particulars	Page No.
	Preface	1
	Abbreviations	4
1	Executive Summary	5
2	Introduction	12
3	Basis for Government Intervention	17
4	Progress Review	20
5	Problem Statement	37
6	Scope, Objectives and Evaluation Questions	51
7	Evaluation Design	56
8	Evaluation Methodology	60
9	Data Collection and Analysis	62
10	Findings & Discussions	67
11	Reflections & Conclusions	79
12	Recommendations	83
	List of Annexures	85
	Photos	

List of Abbreviations

Avg.	Average
BCM	Backward Caste & Minority
DoF	Department of Fisheries
Dept.	Department
FCS	Fisheries Co-operative Societies
FGD	Focus Group Discussion
Fin.	Financial
FRK	Fishery Requisite Kit
GO	Government Order
GoI	Government of India
GoK	Government of Karnataka
GP	Gram Panchayath
KEA	Karnataka Evaluation Authority
MLA	Member of Legislative Assembly
Nos.	Numbers
OBC	Other Backward Classes
PD	Planning Department
PH	Physically Handicapped
Phy.	Physical
Rs.	Rupees
RTC	Record of Rights, Tenancy & Crop Inspection
SC	Scheduled Caste
Sl. No.	Serial Number
ST	Scheduled Tribe
TECSOK	Technical Consultancy Services Organisation of Karnataka
TP	Taluk Panchayath
ToR	Terms of Reference
Vs.	Verses
ZP	Zilla Panchayath

Section – 1 : Executive Summary

Karnataka State inland fisheries have become an important employment generating enterprise in the recent years. Fisheries have gained importance in the state and national economy as a source of nutritious food, foreign exchange and employment. The Karnataka State has 6.33 lakh inland fishermen of which, 1.39 lakh (17%) are actively involved in fishery activity.

Karnataka State inland fisheries have become an important employment generating enterprises in the recent year. The Department of Fisheries has taken many initiatives to increase the State inland water fish production and started many programmes for increasing employment opportunities. Due to these programmes, the state inland fish production is increasing considerably. The Government, Department of Fisheries felt necessary that inland fishermen should be assisted in purchase of nets and other fishery requisites.

In order to purchase the nets and other fishery requisites, fishermen use to purchase through private money lenders by paying higher prices; and they use to lose nets and other fishery requisites very often due to floods in river and reservoirs. To overcome this, the Government of Karnataka started a new scheme from the year 2009-10 titled “**Distribution of Fishery Requisites Kits**”. From 2009-10 to 2012-13, the subsidy for kit was Rs.5,000/- per beneficiary which is enhanced to Rs.10,000/- from the year 2013-14. Karnataka Evaluation Authority and Department of Fisheries felt that there is need for evaluation of the scheme. The work was entrusted to TECSOK.

Objectives of the Study

- To understand the overall success of the scheme
- To evaluate the process of implementation of the entire scheme
- To study the organizational and administrative problems and loopholes if any in the effective implementation of the programme
- To assess the impact of the programme on employment, earnings and levels of the fishermen
- Modifications / improvements if any in the scheme for the benefit of fishermen
- Overall impact of the programme on the inland fish production of Karnataka.

The Department of Fisheries felt that there is a need for Evaluation of the Scheme as there is substantial financial implication on account of release of grant for the purchase of fishery requisite kit. From the year 2009-10 to 2013-14, around 23,407 beneficiaries has been covered under the scheme at the cost of Rs.1,355 lakhs. Considering the achievement made under the scheme that have taken place over a period of time, the department of fisheries and Karnataka Evaluation Authority (KEA) had proposed to conduct evaluation of the scheme “**Distribution of Fishery Requisites Kits**”. Accordingly, KEA entrusted the task of conducting evaluation of the scheme to TECSOK in their letter No.KEA 175 EVN 2015, dated 16.9.2015.

The methodology followed for the study comprises obtaining responses from the beneficiaries and other stakeholders through designed questionnaires and discussion.

Team of officers of TECSOK visited the tanks, reservoirs, rivers & canals, GP and departmental tanks and had discussion with 962 beneficiaries were interviewed, obtained information from 29 implementing officers, 31 Fisheries Co-operative Societies and Focus Group Discussion were held, data has been collected through structured questionnaire and the same thing has been incorporated in the report for evaluation.

- Based on the discussion held with the beneficiaries, stakeholders, Department of Fisheries officials and implementing officers viz., Director, JD, DDs, SADs, ADs Grade-1 & 2, FCS, Focus Group Discussion (FGD), elected representatives. As per ToR (1-14) & based on field visit and data analysis consolidated observations are made.
- 962 beneficiaries are covered as per the ToR for the study. Accordingly, 29% beneficiaries are covered in Bengaluru Zone and 6% are covered in Uttara Kannada Zone. Out of 962 beneficiaries, 842 beneficiaries are male (88%) and 120 are female (12%).
- 334 (35%) beneficiaries belong to SC community, 152 (16%) ST, 339 (35%) OBC, 105 (11%) BCM and 32 (3%) Physically Handicapped.
- Majority of the implementing officers (69% to 72%) have expressed Criteria, the fishermen should be the member of Fisheries Co-operative Society for the last 3 years

and the fishermen should possess Fishing license for inland and / or reservoir fishing for the last 3 years is not fair, acceptable and inappropriate.

- From the available data, 68% of the beneficiaries have expressed that, the life of FISHERY REQUISITE KIT supplied is less than 6 months and 39% of FCS members have expressed FISHERY REQUISITE KIT supplied is poor quality to the beneficiaries.
- Large numbers of beneficiaries (30 taluks) have expressed the content of FISHERY REQUISITE KIT is in-adequate and expressed dis-satisfaction. Department of Fisheries officials have expressed that the number of FISHERY REQUISITE KIT available for distribution is in-adequate this is due to 3.61 lakh fishermen are actively involved in fisheries activities and demand for FISHERY REQUISITE KIT is high and Department of Fisheries officials are required to meet the physical and financial target allocated under FISHERY REQUISITE KIT scheme.
- Based on the demand, Department of Fisheries may provide complete kit required by the beneficiaries comprising appropriate mesh size net (for different water body viz., river, tank, riveroin, reservoir), floater, head rope, bottom rope, adequate number of sinkers, weighing scale, life jacket, crate, ice box, etc.
- The beneficiaries have expressed need for the fibre glass coracle, ice box, two wheeler, weighing scale and fibre glass boat.
- Almost all the fishermen demanded FISHERY REQUISITE KIT. The budget allocated is insufficient to cover the entire fishermen under the scheme.
- As per the Government Order, the same beneficiaries can avail second time assistance three years after receipt of first time assistance but Department of Fisheries officials of Shivamogga and Ballari zones have covered more number of beneficiaries extending second time assistance to the same beneficiaries in Sagar, Hospet and Sandur taluks.
- Preference of the beneficiary is important as the beneficiaries demand FISHERY REQUISITE KIT items depending on fishing activity carried out in different type of water body.

- There is an increase in catch per unit effort of fishing; there is no increase in frequency of fishing. There is reduction in borrowing from private financiers, increase in income and economic improvement both tangible and intangible income.
- The recommended total cost of net, requisites and allied properties for fishing for BPL is Rs.25,000/- and for APL is Rs.20,000/-. The cost of net and requisite is Rs.7,375/- (4 to 5 kg of cast net, sinkers, floaters, head and bottom rope), cost of coracle is Rs.10,500/-, cost of bicycle is Rs.4,000/-, cost of allied properties viz., ice box, life jacket, weighing scale, bicycle is Rs.3,125/-.
- The quantum of reduction in the cost of kit is in the order of 25% to 40%.
- Overall, the scheme has not made any difference in increasing the frequency of fishing whereas, it has marginally increased catch per unit effort, annual fish catch, earning and increase in earning after the implementation of fishery requisite scheme.
- The Department of Fisheries officials have informed that the scheme has helped the beneficiaries in increasing per capita income and economic condition there by their living standard has improved. The scheme has also helped the beneficiaries improving their self-esteem after the implementation of the scheme.
- FISHERY REQUISITE KIT is a direct employment generating scheme which is popular among BPL fishermen in the rural area wherein the fishermen are directly benefitted to carry out fishing activity for their livelihood.
- During our discussion with the Department of Fisheries officials, beneficiaries and stakeholders, it was found random allocation of fund was done and the fund has not been sanctioned and released as per the proposal.
- The scheme is useful for the traditional fishermen and fishing folk in general to continue of fishing activity for their livelihood, this has created self-employment and they would be in a position to continue livelihood depending on fisheries activity. The dependency of the fishermen for the fishery requisite kit is to gain financial benefit which is more beneficial to them in terms of reduction in cost of net as these men otherwise use to borrow money from private money lenders / middlemen by paying high rate of interest. The scheme has helped the fishermen in reducing borrowing from money lenders and

there is marginal increase in income. Based on data analysis and personal discussion with the beneficiaries, Department of Fisheries officials, FCS office bearers and FGD, it is found that there is a demand for FISHERY REQUISITE KIT scheme.

Conclusions

- Government Order on criteria for selection and rejection of application, scheme implementation procedure is not full-fledge, clear and complete.
- Scheme is not implemented based on demand survey of traditional and inland fishermen, requirement of net and requisites to suit fishing in pond, tank, reservoir and river.
- Benericiaries are not provided with adequate quantity, quality and appropriate size net and requisites for fishing which has not prevented them from borrowing.
- During selection of beneficiaries, priorities are not given for traditional and BPL fishermen.
- Distributed fair quality of net and requisites.
- Violation of guideline by extending second time assistance within three years to the same beneficiaries.
- Frequency of fishing has not increased.
- Average catch per unit effort has marginally increased.
- FISHERY REQUISITE KIT distributed and demand does not match.
- By and large the objective of the scheme has been fulfilled by way of increasing self-employment, income generation, empowerment, life style, etc.
- The scheme has created positive impact.
- The scheme has covered almost active fishermen and impacted their living condition.
- FISHERY REQUISITE KIT distributed was utilized for the purpose for which it was provided.
- There is transparency in identification of beneficiaries by following scheme guidelines.

The scheme has created self-employment for the beneficiaries making them more confident and dependent on assistance of government thereby empowering them. If government assistance is not given, the fishermen would borrow money from the private money lenders in order to continue fishing activity for their livelihood, it does not mean that they are less confident, more dependent on government assistance, thereby dis-empowering them but for the financial benefit, availability of fair quality kit in time and marginal increase in the profit, catch per unit effort of fishing, increase in tangible and intangible income, the beneficiaries depend on the scheme. In view of this, FISHERY REQUISITE KIT scheme is recommended for continuation.

Recommendations

Short term

- Periodic and Random Quality check to assess quality of FISHERY REQUISITE KIT distributed in the certified laboratories.
- Re-look criteria for selection of the beneficiaries, guidelines, taking opinion of implementing officers and other stake holders.
- Maintenance of data at Taluk, District, Zone, Head Office regarding information of beneficiaries such as date of distribution of FISHERY REQUISITE KIT, items distributed quantity and specification.
- GPS data for traceability, accountability, periodic monitoring etc.,

Long term

- There can be two schemes, one for Below Poverty Line (BPL) and another for Above Poverty Line (APL). BPL can be given bigger kits than APL.
- Increase the quantum of assistance of FISHERY REQUISITE KIT from Rs.10,000/- to Rs.25,000/- for beneficiaries Below Poverty Line and Rs.20,000/- for beneficiaries Above Poverty Line.

- Kits to be re-designed in consultation with the fishermen and also net size.
- Separate guideline has to be formulated for coastal inland fishermen.
- The kit needs to be re-designed to suit different water bodies such as pond, tank, reservoir and the river.
- Continue FISHERY REQUISITE SCHEME.

Recommendation requiring Change in Policy

- Survey of BPL / traditional fishermen and fishermen in general to know the actual number of inland fishermen in the state.
- Demand assessment survey to be conducted in order to know the water bodies, and availability of water to carry out fisheries activity.
- Demand assessment survey to assess appropriate, quantum, quality and quantity of FISHERY REQUISITE KIT requirement.
- Comprehensive policy for overall development of fishermen and increase in fish production.
- It is suggested that, regular training may be given to the stakeholders including Fishermen, Elected representatives, Government functionaries for effective implementation of project.
- Women may be encouraged to participate in Fishing Activities.
- For monitoring the projects appropriate technology (IT/MIS/GIS) may be used.
- Apart from impact evaluations, concurrent evaluation of the programme should also be entrusted on regular intervals to assess mid-term modification of the programmes.

@@@@

Section – 2 : Introduction

Fisheries in the national economy have gained importance both as a foreign exchange earner and as a generator of employment. In addition this sector has assumed the characteristics of an industrial enterprise. Fish is one of the cheapest sources of protein available for human diet. The Department of Fisheries was established in the year 1957 with an object to give fillip for production of fish by utilising the rich resources in Marine and Inland sector. Karnataka has about 5.93 lakh hectares of inland water resources constituting 2.93 lakh hectares of ponds, 2.40 lakh hectare major tanks and 2.72 lakh hectares of reservoirs (2014-15), in addition, the State has 8000 hectare of brackish water and 320 km of coastline with 27,000 Sq.km of continental shelf. The department is implementing several schemes for the better utilization of the resources and for the welfare of fishermen in particular and public in general.

Table – 2.1 : Leading fish producing states in India, 2014–2015

Rank	State	Total production (metric tonnes)
1	Andhra Pradesh	1,010,830
2	Gujarat	721,910
3	Kerala	667,330
4	Tamil Nadu	559,360
5	Maharashtra	556,450
6	West Bengal	349,480
7	Uttar Pradesh	325,950
8	Bihar	319,100
9	Karnataka	297,690

Fishing Methods

Nets Used

Two main types of nets are used across the basin – Alivi nets and Gill nets.

Currently, licensed Alivi net users contribute 88% - 92% of the fish catch from the reservoir and the nets have proved economically profitable.

Gill Nets – are used for catching all kinds of fish depending on the mesh size. Small scale fishermen usually own nets from 3 to 10 inches. The nets are used based on the period, source and location in which the fishermen operate. The fishermen change the nets based on the availability and types of fish, which is seasonal. Surface gill nets, bottom set gill nets, small shore drag net, cast nets and hook and line are the commonly used fishing tackles.

About Karnataka

The fish production in Karnataka was around 2.0 lakh tons in early eighties and reached to a peak of over 3.0 lakh tons in mid nineties. The average fish production in the last 5 years is about 5.0 lakh tons with the contribution of Marine sector being 68% and Inland sector 32% for the year. Inland fish production from Department and GP Tanks is 1.91 lakh MT during the year 2013-14. The fish production from the state contributed about 5.80% of India's total fish production for the year 2010-11. The current level of per-capita fish availability in the state is around 6.8 kg. The contribution of Fisheries Sector to GSDP at current prices during 1993-94 was Rs.16,316 lakhs and it has increased to Rs.2,86,273 lakhs in 2012-13.

Karnataka state inland fisheries have become an important employment generating enterprise in the recent years. The details of Inland Fisheries Resources in Karnataka are as follows:

Table – 2.2 : Details of Inland Fisheries Resources in Karnataka

Type	Area / Length
Major Tanks	2.40 lakh hectare
Minor Tanks	0.53 lakh hectare
Reservoir	2.72 lakh hectare
Rivers	5813 km
Canals	3187 km
Brackish water areas	0.08 lakh hectare
Production / Potential	4.02 lakh MT

Source: Dept. of Fisheries – 2014-15

The department of fisheries has taken many initiatives to increase the state inland water fish production and started many programmes for increasing employment opportunities.

The major programmes initiated under inland fisheries development includes assistance for construction fish ponds, stocking of grass carp seed, construction of ponds in water logged areas, development of fish sanctuaries and intensive fish culture development through Fish Farmer Development Agencies (FFDA). The details of inland fishermen assisted under various schemes of Dept.of Fisheries are given below:

Table – 2.3 : No.of Inland Fishermen Assisted under Various Scheme of Dept.of Fisheries

Sl. No.	Name of the Scheme	Years					Remarks
		2009-10	2010-11	2011-12	2012-13	2013-14	
1	Tanks Development	4516	4820	5016	3944	3850	Tanks provided to individuals and co-operative societies.
2	Supply of fisheries requisite kits	964	815	8973	8972	3683	
3	Subsidy for purchase of fish seed	430	534	485	390	245	
4	Disaster Relief Fund	59	183	113	108	66	More number of coastal fishermen

Sl. No.	Name of the Scheme	Years					Remarks
		2009-10	2010-11	2011-12	2012-13	2013-14	
5	Group Accident Insurance Scheme	100000	120000	150000	150000	160000	Members of inland and marine
6	Distribution of fibre glass coracle to inland fishermen	0	0	0	0	1998	
7	Distribution of insulated boxes to fisher women	0	0	0	8958	4614	Coastal fisher women
8	Suvarna Bhoomi Yojane	0	0	6666	2336	0	
9	Distribution of life jackets	0	0	5346	15094	7937	Coastal fishermen covered
10	Marketing Assistance	0	0	1180	1767	1160	Coastal fishermen covered
11	No.of houses sanctioned under Matsya Ashraya Scheme	5000	0	1600	1400	1000	Coastal fishermen covered
	Total	110969	126352	179379	192969	184553	

Note: Some beneficiaries are overlapped.

Source: Dept.of Fisheries, Head Office.

The department has spent 99.60% of the budget allocated under the scheme during 2011-12 to 2013-14. It may be observed from the table that, since 2011-12 the budget allocated has been almost fully utilised. The physical and financial targets sanctioned and released are tabulated vide Section – 4 in Table – 4.1 & 4.2.

The department of fisheries felt that there is a need for Evaluation of the Scheme as there is substantial financial implication on account of release of grant for the purchase of FISHERY REQUISITE KIT. With the objectives to understand the overall success of the scheme, evaluate the process of implementation of the entire scheme, study the organizational and administrative problems and loopholes if any in the effective implementation of the programme, assess the

impact of the programme on employment, earnings and levels of the fishermen, modifications / improvements if any in the scheme for the benefit of fishermen, overall impact of the programme on the inland fish production of Karnataka. The findings of the evaluation of the scheme will be useful for effective implementation of scheme by the implementing agency i.e., Department of Fisheries to streamline the distribution of Fishery Requisite Kit so that it can reach the deserving beneficiaries which will increase self-employment and decrease bank borrowing from the private money lenders paying high rate of interest thereby increase in tangible and intangible income, changes in the life of the fishermen specially traditional and beneficiaries Below Poverty Line (BPL).

Section – 3 : Basis for Government Intervention

Due to major programmes initiated by Department of Fisheries in the State, the state inland water fish production is increasing. Out of 6.33 lakh inland fishermen, 1.39 lakh (22%) inland fishermen are actively involved in fisheries activities in the state. To carry out fishing activity on daily basis for their living, the fishermen use to weave their own net, borrow net from other fishermen or from tank owners, purchase net and requisites at higher cost by borrowing money from the money lenders as the net and requisites have short life, the fishermen use to loose net and requisites very often due to floods in river and reservoirs. The fishing activity for the traditional and poor fishermen was not generating sufficient income for living. The Government, Dept.of Fisheries felt necessary that inland water fishermen should be assisted in purchase of nets and other fishing requisites. The details of fishermen managing fishing activity before availing assistance from the scheme is given vide Annexure – 1.

To overcome this, the Government of Karnataka started a new scheme from the year 2009-10 titled “**Distribution of Fishery Requisites Kits**”. The details of objective of the scheme and scope of study, conditions for supply of fisheries kit from the department, following the conditions of Government Order No. 105/2009, dated 16.7.2009 details of Government Order enclosed vide Annexure – 4 and the procedure for selection of beneficiaries has been discussed in subsequent chapters.

Scheme Details

The Department of Fisheries for the upliftment of traditional and poor fishermen to carry out fishing activity has come out with the scheme “supply of FISHERY REQUISITE KIT”. During the year 2009-10, under the scheme, the poor and the traditional fishermen were given net and requisites useful to carry out fishing activity on daily basis for economic development for their living. The scheme covers coastal and inland traditional fishermen. Under the scheme the kit consisting of net and other requisites worth Rs.5,000/- are given with 100% subsidy to the

coastal and inland fishermen involving in traditional capture fisheries. During the year 2013-14, the subsidy amount has been increased to Rs.10,000/- from Rs.5,000/-.



Coracle



Net

Under this scheme traditional fishermen in coastal and as well as inland regions are provided with fishery requisites like net, coracle, plastic crates and other requisites from a cafeteria of 53 fishery requisites constituting the kit. The unit cost of the scheme (value of requisites the beneficiary fisher person can opt for amongst the 53 items) is Rs.5,000/- until 2012-13 the subsidy amount has been increased to Rs.10,000/-. Kits are supplied at 100% subsidy. This benefit is given once in three years.

Table – 3.1 : Details of the year-wise Budget and Expenditure, Inland and Marine fish production and No.of Beneficiaries covered

Sl. No.	Year	Budget (Rs.lakhs)	Expenditure (Rs.lakhs)	Fish Production (lakh MT)			No.of Beneficiaries
				Marine	Inland	Total	
1	2009-10	50.00	48.21	2.49	1.59	4.08	964
2	2010-11	50.00	40.78	3.41	1.86	5.27	815
3	2011-12	450.00	448.68	3.47	1.99	5.46	8973
4	2012-13	450.00	448.63	3.57	1.68	5.25	8972
5	2013-14	370.00	368.38	3.57	1.97	5.54	3683
	Total	1370.00	1354.68	16.51	9.09	25.60	23407

Source: Dept. of Fisheries

Abstract of tanks and list of active Fishermen Co-operative Societies in the State are enclosed vide Annexure – 2 & 3.

- The department of fisheries felt that there is a need for Evaluation of the Scheme as there is substantial financial implication on account of release of grant for the purchase of FISHERY REQUISITE KIT. Considering the achievement made under the scheme that have taken place over a period of time, the department of fisheries and Karnataka Evaluation Authority (KEA) had proposed to conduct evaluation of the scheme “**Distribution of FISHERY REQUISITES KITS**”. With the objectives
- To understand the overall success of the scheme
- To evaluate the process of implementation of the entire scheme
- To study the organizational and administrative problems and loopholes if any in the effective implementation of the programme
- To assess the impact of the programme on employment, earnings and levels of the fishermen
- Modifications / improvements if any in the scheme for the benefit of fishermen
- Overall impact of the programme on the inland fish production of Karnataka.

The details of whether the objectives are met have been discussed in subsequent Sections.

KEA entrusted the task of conducting evaluation of the scheme to TECSOK in their letter No.KEA 175 EVN 2015, dated 16.9.2015.

TECSOK places on record, the co-operation extended by the Department of Fisheries / officers / stakeholders of fisheries / fisheries co-operatives and federation of the State during the study.

Section – 4 : Progress Review

The implementing officers at Taluk, District and Zonal level are required to select beneficiaries as per the selection criteria with the GoK Order dated 16.7.2009. The criterion for Selection of Beneficiaries in this Scheme has to be transparent, fair and acceptable. If there is a deviation, extent of deviation Year-wise, District-wise in the State was reviewed and suggestions if any to prevent the deviation were reviewed.

In order to know the selection of beneficiaries are in accordance with the GoK Order No. 105/2009 dated 16.7.2009 and to assess any deviations in selection of beneficiaries and suggestion if any to prevent the deviation has been analysed. The Government Order dated 16.7.2009 is enclosed vide Annexure – 4. Subsequently, the Department of Fisheries has framed definition of fishermen and terms and condition for the formation of fisheries co-operative societies following the guidelines of department of co-operation. The details are enclosed vide Annexure– 5. The highlights of the GO, terms and conditions for selection of beneficiaries and methodology for the sanction of subsidy are given below:

Terms and Conditions for Selection of Beneficiaries

1. The beneficiary has to be actively involved in fishing activity
2. The beneficiary has to be member of fishermen cooperative society for the last three years and actively involved in fishing activity
3. The beneficiary should have valid licence for fishing in river / reservoir

Guidelines for sanction of Subsidy

1. The taluk level Assistant Director has to collect the application verify the documents, certify and forward the application within one week to the District level officer.
2. The district level officer has to re-scrutinise the documents certified by taluk level officer within a week's time and forward to the Deputy Director of Fisheries.

3. The Deputy Director of the respective zones is the sanctioning authority.
4. The taluk level officer has to raise bill and purchase the FISHERY REQUISITE KITs as per the guideline and distribute to the beneficiaries in presence of elected representatives in the public function.
5. In order to ascertain the effective utilization of property distributed under the scheme has to be monitored at the Directorate level.

The implementing officers at taluk, district and zonal level are required to select beneficiaries as per the selection criteria of GoK order No. S.ÀA«ÄÄ/105/«ÄÄEiÉÆÄ/2009, 16.7.2009. The taluk and district level officers’ response on selection criteria and physical and financial progress with regard to target, approved, sanctioned, released and selection criteria of beneficiaries regarding transparency, fairness and acceptability for the reference period is given in Annexure - 6, 7, 8 & 9.

Overall 100% of the beneficiaries selected are actively involved in fishing activity, 86% are members in FCS for the last three years who were actively involved in fishing activity, 14% beneficiaries are not actively involved in fishing activity. There is a deviation in the selection of beneficiaries. The taluk and zone-wise details are given in Annexure - 10. It was found, 100% of the beneficiaries are holding valid licence for the last three years to carry out fishing activity (License of one of the beneficiary is given below). This means 12% to 15% there is a deviation in selection of beneficiaries.



During the personal discussion, we were informed by the Director of Fisheries that benefit under FISHERY REQUISITE KIT Scheme could be extended to the fishermen who do not fulfil all the criteria; this relaxation was applicable to the taluks where there are no fishermen societies. The taluk level officers were instructed by the Head of the Department to extend FISHERY REQUISITE KIT scheme to the individual beneficiaries also. The terms and conditions laid down for the selection of beneficiaries as per the said GO have not been followed by the implementing officers.

There is no clear guideline for receipt and rejection of application such as criteria for selection, last date for receipt of application, reasons for selection, rejection and priority to be given to applicants, etc. Priorities while selecting the beneficiaries based on the social category, economic backwardness and gender such as General, SC/ST, OBC, BCM, Women, Destitute / Widow, Handicapped, BPL / APL, traditional and non-traditional (vocational) fishermen is not followed by implementing officers. The department has failed in implementing the scheme as conceived by giving clear guidelines to the implementing officers.

Based on feed back of the implementing officers the Department of Fisheries has not issued clear guidelines on selection criteria, rejection and priority of beneficiaries. A separate guideline has not been issued to the Coastal District following the CRZ regulation.

The selection of beneficiaries is based on the principles of the scheme like social category, economic status and inherent and acquired skills of the beneficiaries.

Regarding following the guidelines in selection and extending assistance to the beneficiaries, the guidelines followed by the implementing officers (Ref. Annexure – 10). According to that 69% of taluk level officers have scrutinized the application within one week and forwarded to the district level office. 31% officers have not followed the procedure. 66% of officers at the district level have re-examined endorsed the application received from the taluk level officers and forwarded to the Deputy Director of Fisheries office within a week's time. 34% of officers have not followed the procedure. 31% of the officers are not clear about the guidelines regarding implementation of the scheme.

62% of officers have followed the guidelines of distribution of FISHERY REQUISITE KIT before local elected representatives and 38% have not followed. Taluks like Koratagere, Kadur, Tarikere, Davanagere, Jagalur, Belagavi, Muddebihal, Jamakhandi, Badami, Nanjangud and Kumta. 100% of officers have informed that there is timely monitoring at the Directorate level to ascertain utilization of the benefit extended under the scheme. The details regarding transparency, fairness and acceptability of selection of beneficiaries are tabulated vide Annexure - 9.

With regard to awareness of beneficiaries about selection procedure, 67% of beneficiaries were aware, 12% were not aware and 21% were not sure about the selection procedure.

With regard to awareness about the scheme, 40% came to know about the scheme through departmental officials, 52% through FCS and 8% through friends and other fishermen. Regarding selection of beneficiaries 66% were through FCS committee recommendation, 31% of beneficiaries have been selected by the department directly, 1% the spillover of applicants from the previous year application.

99% of the beneficiaries have opined that no favour / money played role in selection and 1% GP members' favouritism has played important role in selection of beneficiaries in Bengaluru North, Yalandur and Sedam taluks.

Detailed opinion of implementing officers are enclosed vide Annexure – 11. Regarding opinion on criteria for selection of beneficiaries 97% have expressed that the beneficiary has to be actively involved in fishing activity is acceptable and appropriate, 3% expressed the beneficiaries need not be actively involved in fishing activity is un-acceptable and in-appropriate. 28% have expressed that the beneficiary has to be member of fishermen co-operative society for the last three years and actively involved in fishing activity is acceptable and appropriate. 72% have expressed that the beneficiary need not be member of fishermen co-operative society for the last three years and actively involved in fishing activity is un-acceptable and in-appropriate. 31% have expressed that the beneficiaries should have valid licence for fishing in river and reservoir is acceptable and appropriate. 69% have expressed that the beneficiaries need not hold the valid licence for fishing in river / reservoir is un-acceptable and in-appropriate.

Dept. of Fisheries at Directorate level has not relooked in to the criteria and guidelines for selection of beneficiaries in consultation with the implementing officers and has not come out with appropriate Government Order for implementing the scheme.

The implementing officers have opined that, the eligibility criteria for selection of members could be considered as follows:

1. About 10% of Fishermen actively involved in selling of fish
2. Private pond owners can be considered as beneficiaries if documents viz., RTC, Grama Panchayath's certificate, bills for the purchase of seeds can be considered instead of fishing licence
3. Involvement in fisheries activity for a couple of years either fishing / Marketing.
4. Commission agents and fish culturist can be considered as beneficiaries (stakeholders)
5. Fish tank lease holders
6. Licence holders minimum period 1 – 2 years
7. Adhere to seniority in selection of beneficiaries
8. Beneficiaries selection should be only through Fishermen Co-operative Societies
9. Majority of the implementing officers (69% to 72%) have expressed Criteria No.2 and 3 is not acceptable and inappropriate.

To make the FISHERY REQUISITE KIT scheme more popular the implementing officers have suggested the following points:

1. By increasing subsidy amount / kits quality and by providing appropriate fishing nets etc.
2. The assistance provided will help the members to continue the fish catch activity.
3. Total no of Beneficiaries can be linked to more families.
4. A Kit should include net, coracle, crates, Life jacket.
5. Frequency of distribution of FISHERY REQUISITE KIT second time could be reduced to 2 years

6. Since the scheme has improved the beneficiaries' FISHERY REQUISITE KIT scheme should be continued.
7. Increase the physical, financial target, increase the unit cost (FISHERY REQUISITE KIT).
8. Let the beneficiary purchase FISHERY REQUISITE KIT with his own budget and produce the appropriate bill to the department
9. The scheme can be extended to persons who take up pisciculture as commercial activity in tanks.
10. Timely supply of complete kit.
11. This scheme is 100% free supply of nets, for the convenience of fishermen Door to Door Delivery of FISHERY REQUISITE KIT may be considered. Fishery requisites Kits life span is 1-2 years, the scheme should be continued.
12. Malnad regions have many farmers who taken up fish culture in their own ponds. Provision should be made to accommodate them.
13. As we encourage small farmer to undertake in private tanks and Agri-ponds, FISHERY REQUISITE KIT will be useful which will help to continue fishery activity thereby increase fish production and availability in the local area.
14. Timely supply the complete kit.
15. The scheme should aim at distributing at least 50 – 60 kits per taluk.
16. The scheme should cover coastal districts of the State.

The above information is based on the information provided by 29 taluk level officers.

Whether there is any kind of pressure on the beneficiary, by design or default, to choose only certain items amongst the 53 items forming the kit? If yes, in case, of which item and why? Please suggest measure to remove this.

Government of Karnataka started new scheme from the year 2009-10 “**Distribution of Fishery Requisites Kits**” scheme. Under the scheme traditional fishermen of both coastal and inland region are provided with fishery requisites like net, corecal, plastic crates and other requisites in the form of kit. The unit cost of the scheme is Rs.5,000/-. The kits will be supplied with 100% subsidy. The unit cost of this kit has been increased to Rs.10,000/- from the year 2013-14. Details of year-wise budget and expenditure are given in Table – 4.1 below:

Table – 4.1 : Details of year-wise budget and expenditure

(Rs.in lakhs)

Sl. No.	Year	Budget	Expenditure
1	2009-10	50.00	48.21
2	2010-11	50.00	40.78
3	2011-12	450.00	448.68
4	2012-13	450.00	448.63
5	2013-14	370.00	368.38

Source: Dept.of Fisheries

The department has spent 99.60% of the budget allocated under the scheme during 2011-12 to 2013-14. It may be observed from the table that, since 2011-12 the budget allocated has been almost fully utilised. The physical and financial targets sanctioned and released are tabulated vide Table – 4.2.

Table – 4.2 : Physical and Financial Target, Sanctioned and Release

(Physical in Nos., Financial in Rs. Lakhs)

Year	Target		Sanctioned		Release	% Release
	Phy	Fin	Phy	Fin		
2009-10	1017	171	1017	98	49	50.00
2010-11	532	78	532	44	26	59.09
2011-12	2662	452	2666	349	138	39.54
2012-13	2497	524	2702	425	148	34.82
2013-14	1146	240	1146	200	111	55.50
Total	7854	1466	8063	1116	472	42.29

Source: Dept.of Fisheries

During our field visit, the beneficiaries have expressed their demand for the items viz., fibre glass coracle, ice box mounted on two wheeler, two wheeler, weighing scale, big drag nets, big nylon nets, life jacket, electronic scale, boat, marketing facility, house, etc., apart from FISHERY REQUISITE KIT received. The district / taluk level officers have requested for the supply of FISHERY REQUISITE KIT based on the existed water bodies. Accordingly, FISHERY REQUISITE KIT was sourced through tender process was distributed to the beneficiaries.

During our discussion, almost all the fishermen demanded FISHERY REQUISITE KIT. The budget allocated is insufficient to cover the entire fishermen under the scheme. As there is a ceiling for the subsidy amount, it is not possible for Dept.of Fisheries to meet all the beneficiaries' demands.

4% of the fishermen informed that they were under pressure to choose items viz., fibre glass boat, nylon multi filament net, net not of their choice, i.e., beneficiaries of Hukkeri and Kalaburagi taluk have expressed that they did not prefer fibre glass coracle. Instead they preferred conventional coracle, life jacket, fibre glass coracle, ice box. This may be due to group pressure, did not want to antagonise society members' opinion or it could be to accept whatever items distributed as, it is given of free of cost. 4% beneficiaries expressing pressure to choose the FISHERY REQUISITE KIT is insignificant.

96% fishermen expressed there was no pressure to choose FISHERY REQUISITE KIT distributed and they have accepted FISHERY REQUISITE KIT distributed. The details are given vide Annexure - 12.

The details of items received by the beneficiaries under FISHERY REQUISITE KIT scheme are enclosed vide Annexure– 13. Accordingly, out of 962 beneficiaries around 73 beneficiaries have received fibre glass coracle, 47 have received insulated ice box, 40 have iron weighing scale, 61 have plastic crates, 48 have cast net, 200 have received floats, 508 have sinkers, 69 drag net, 364 nylon bottom rope, 564 nylon head rope, 665 nylon monofilament head, 109 nylon multi filament net, 31 nylon twine, 84 life jacket and 7 fibre glass boat (sample size 962 beneficiaries).

26% of beneficiaries have expressed FISHERY REQUISITE KIT is adequate and 56% expressed FISHERY REQUISITE KIT provided is inadequate and 19% have not responded.

Based on the demand, Dept.of Fisheries may provide complete kit required by the beneficiaries comprising appropriate mesh size net for different water body viz., river, tank, riverine, reservoir, floater, head rope, bottom rope, adequate number of sinkers, weighing scale, life jacket, crate, ice box, etc.

During our field visit and discussion with the beneficiaries items supplied were recorded and with the available data. Similar the 53 items of FISHERY REQUISITE KIT were grouped having different specification as the numbers of items are large. For example: in nylon drag net 4 items of different specification were grouped (code No.1/3 mesh size 20mm, Depth 4 mtrs double knot and double selvage, code No.2/3, mesh size 25mm depth 4 mtrs double knot and double selvage). Similarly for other items viz., nylon bottom rope, 28 items of nylon monofilament net code No., Net -12 to 39 and 48, 7 items of nylon multifilament net code No.40 to 46, 2 items of life jacket. Same has been tabulated and enclosed vide Annexure– 14.

Conclusion

Based on the demand, Dept.of Fisheries has not provided complete kit required by the beneficiaries comprising appropriate mesh size net (for different water body viz., river, tank, riverine, reservoir), floater, head rope, bottom rope, adequate number of sinkers, weighing scale, life jacket, crate, ice box, etc.

Scheme helping beneficiary in a way other than reducing fishing kit cost viz., frequency of fishing or catch per effort, enhancement in the earnings and socio-economic conditions of the beneficiary

The beneficiaries have expressed their opinion with regard to benefit other than reducing his fishing kit cost and increase in tangible and intangible income has been tabulated and enclosed vide Annexure - 15.

FISHERY REQUISITE KIT scheme has helped the beneficiaries in increasing catch per effort / annual catch but, it has not increase the frequency of fishing, the frequency of fishing remain same. The beneficiaries during our personal discussion and interview have informed that when once they go out for fishing in a day they would complete the entire fishing activity like fish catch and sales. The catch per unit effort has increased substantially to 16 kgs per day from 12 kgs per day (catch per day varies from taluk to taluk and zone to zone), different types of waterbody and also due to distribution and utilisation of appropriate net, coracle and fishing requisite kits. The traditional fishermen depending upon their financial condition and their skill were fishing in different waterbodies available in and around their area. They use to weave their own nets or some of them used their traditional tools for fishing (Ref. Annexure – 1).

The annual fish catch has increased to 2,147 kgs from 1,608 kgs and annual earning has increased to Rs.0.91 lakh from Rs.0.68 lakh. The average annual increase in income of the beneficiaries in the State is Rs.0.23 lakh. Overall, the scheme has not made any difference in increasing the frequency of fishing whereas, it has helped to enhance the catch per unit effort, annual fish catch, earning and increase in earning after the implementation of fishery requisite scheme. This is due to impact of FISHERY REQUISITE KIT Scheme in creating self-employment increase in earning level of the fishermen.

The catch per unit effort in Bengaluru Zone has increased to 23 kgs / day from 16 kgs / day (catch per day varies from taluk to taluk) there is a substantial increase in the catch per unit effort which is highest compared to State as a whole.

The annual fish catch has increased to 2,936 kgs from 2,113 kgs and annual earning has increased Rs.1.17 lakh from Rs.0.85 lakh. The average annual increase income of the beneficiaries in Bengaluru Zone is Rs.0.33 lakh.

The catch per unit effort in Belagavi Zone has increased to 12 kgs per day from 9 kgs/day (catch per day varies from taluk to taluk) there is a marginal increase in the catch per unit effort. There are various reasons for not achieving the exponential increase in the catch per unit effort for various reasons. Few reasons i.e., during summer between March to August the tanks are dries up and the water level in the dam decreases. During our field visit and personal interaction with the beneficiaries it was found that the crocodile which are predatory in nature are found in Krishna River and Hidkal Reservoir, hence there is a marginal increase in unit effort per catch.

The annual fish catch has increased to 1,410 kgs from 1,020 kgs and annual earning has increased Rs.0.56 lakh from Rs.0.41 lakh. The average annual increase income of the beneficiaries in Belagavi Zone is Rs.0.15 lakh there is a marginal increase in the income of the beneficiaries.

The catch per unit effort in Mysuru Zone has increased to 21 kgs / day from 15 kgs/day (catch per day varies from taluk to taluk) there is a substantial increase in the catch per unit effort.

The annual fish catch has increased to 12,300 kgs from 9,000 kgs and annual earning has increased Rs.0.82 lakh from Rs.0.60 lakh. The average annual increase income of the beneficiaries in Mysuru Zone is Rs.0.22 lakh.

The catch per unit effort in Ballari Zone has increased to 13 kgs per day from 10 kgs/day (catch per day varies from taluk to taluk) there is a marginal increase in the catch per unit effort.

The annual fish catch has increased to 2,582 kgs from 2,036 kgs and annual earning has increased Rs.1.29 lakhs from Rs.1.02 lakhs. The average annual increase income of the beneficiaries in Ballari Zone is Rs.0.27 lakh.

The catch per unit effort in Uttara Kannada Zone has increased to 17 kgs per day from 14 kgs/day (catch per day varies from taluk to taluk) there is a marginal increase in the catch per unit effort.

The annual fish catch has increased to 1,601 kgs from 1,251 kgs and annual earning has increased Rs.0.64 lakh from Rs.0.50 lakh. The average annual increase income of the beneficiaries in Uttara Kannada Zone is Rs.0.14 lakh there is a marginal increase in the income of the beneficiaries.

From the data, it is found that there is a variation in the income level of beneficiaries at different taluks which varies from Rs.7,360/- to Rs.18,400/-. As Uttara Kannada is a coastal district, wherein the fishermen goes for marine fishing as well as inland fishing. The fishermen of Sirsi exclusively depend on inland fisheries (80 days in a year), this is one of the reason for low annual increase in earning.

The catch per unit effort in Shivamogga Zone has increased to 13 kgs per day from 10 kgs/day (catch per day varies from taluk to taluk) there is a marginal increase in the catch per unit effort.

The annual fish catch has increased to 12,960 kgs from 9,960 kgs and annual earning has increased Rs.0.74 lakh from Rs.0.57 lakh. The average annual increase income of the beneficiaries in Shivamogga Zone is Rs.0.17 lakh.

Conclusion

FISHERY REQUISITE KIT scheme has helped the beneficiaries in increasing catch per effort / annual catch but, it has not increased the frequency of fishing, the frequency of fishing remain same.

There is a substantial increase in the catch per unit effort.

Overall, the scheme has not made any difference in increasing the frequency of fishing whereas, it has helped to enhance the catch per unit effort, annual fish catch, earning and increase in earning after the implementation of fishery requisite scheme. The selected beneficiaries were Below Poverty Line (BPL). The scheme has helped them to raise to Above Poverty Line (APL) which is a welcome change in the concept of the scheme eventhough, the quantum of assistance is in the order of Rs.5,000/- to Rs.10,000/- but it has made a substantial change.

As per the Dept.of Fisheries officials, there is demand for kit and requisites i.e., 53 items of FISHERY REQUISITE KIT, the demand for these items varies. The demand for FISHERY REQUISITE KIT items viz., fibre glass coracle of specification 6'x1.5', 7'x1.5' is 66%, insulated moulded ice box is 83%, iron weighing scale is 52%, plastic crate is 76%, floats – 30x60mm PVC and 60x50mm PVC is 72% and 66% respectively, sinkers – 79%, nylon bottom rope– 83%, nylon head rope – 69%, nylon monofilament code 0.16, 0.18, 0.20 is in the order of 79%, 76% and 55%, nylon twine – 86% and life jacket – 76%, overall there is demand for various items of FISHERY REQUISITE KIT.

As per the data analysis and on personal discussion with the beneficiaries, Dept.of Fisheries officials, FCS office bearers and FGD it is found that there is a demand for FISHERY REQUISITE KIT scheme and for scheme continuation. Around 86% of Dept.of Fisheries officials of 29 taluks have recommended for scheme continuation, 14% have not recommended for scheme continuation. The details are given in Annexure – 16 & 17 gives details of opinion of beneficiaries on scheme continuation, 90% of beneficiaries have recommended for scheme continuation and 10% have not recommended. 100% of office bearers of FCS have also recommended for scheme continuation.

The scheme has brought both tangible and intangible change in the socio-economic condition of the beneficiaries.

The Dept.of Fisheries officials have informed that the scheme has helped the beneficiaries in increasing per capita income and economic condition there by their living standard has improved. The scheme has also helped the beneficiaries improving their self-esteem after the implementation of the scheme.

Since, there is an increase in the income of the beneficiaries, Dept.of Fisheries may increase the subsidy amount of Rs.20,000/- to APL and Rs.25,000/- to BPL. In some of the southern states similar benefits have been extended.

The amount of subsidy was Rs.5,000/- upto 2012-13, which was enhanced to Rs.10,000/- with effect from 2013-14. The average annual income of beneficiary which was Rs.68,000/- upto 2012-13 was increased to Rs.91,000/- during 2013-14. This means, with increase of Rs.5,000 in cost, the benefit was Rs.23,000/- resulting in cost benefit ratio at 1 : 4.60. It is suggested to increase the subsidy amount to Rs.20,000/- to APL. Even with this incremental of Rs.15,000/- in cost, the cost benefit ratio remains at 1 : 1.53. Further, it is also propose to increase the amount of subsidy to Rs.25,000/- for BPL, with an incremental of Rs.20,000/- in cost, the cost benefit ratio still maintain at 1 : 1.15. In view of the cost benefit ratio of more than one, the Department may consider the suggestion of increase in the subsidy to Rs.20,000/- and Rs.25,000/- in case of APL and BPL respectively.

- Low input more profitability
- Beneficiary per capita income has increased. Hence, their standard of living also improved.
- Improvement in participation and involvement in the societal activity
- Improvement in sales of catch
- Farmers are now relatively independent in carrying out fishing activity.
- Increased income has boosted self-confidence to take up fish rearing activity.
- Reduction in financial burden for the purchase of kit.
- It has helped the beneficiaries to be self employed and has made them economically independent, empowered.
- For economically weak fisherman who do not own FISHERY REQUISITE KIT there is reduction of financial burden and increase in frequency of fishing
- Improved their profit
- Minimised / no transportation cost (reduction in cost of transportation)
- Encourage many fishermen to fishing and improved their financial status.
- Increase in tangible and intangible income.

Cost of the complete kit a fisherman has to have for fishing in the Inland Water of small ponds, tanks, reservoirs and flowing water bodies. Quantum of reduction in terms of cost of kit, sufficient and desirable.

Complete kit

The fishermen requires Nylon Net of different size depending on the area of fishing and water body FISHERY REQUISITE KIT adequate quantity of Sinkers, Floaters, Head Rope, Bottom Rope, Coracle, Iron weighing scale, Insulated moulded ice box, Life jacket, Crates and Two wheeler.

Table – 4.3 : Details of net and requisites for a fisherman to carry out fishing activity

Sl. No.	Details	Cost/Unit* (Rs.)	Total Cost (Rs.)	Suggested Net and Requisites for BPL Beneficiaries	Suggested Net and Requisites for APL Beneficiaries
1	Net (Cast Net\$) (1 Kg)	1,000	5,000	5,000	4,000
2	Floats (1 No.)	15	75	75	75
3	Sinkers (1 Kg.)	200	1,000	1,000	1,000
4	Nylon Head & Bottom Rope	260	1,300	1,300	1,300
	Total Cost for Net & Requisites required to carry out fishing activity		7,375		
5	Coracle			10,500	10,500
6	Weighing Scale			500	500
7	Life Jacket			625	625
8	Insulated Moulded Ice Box			2,000	2,000
9	Bicycle			4,000	0
	Total			25,000	20,000

* Approx.

\$ Cast Net used for fishing in tank, reservoir & river, whereas Gill Nets are used in Ponds.

Net includes net of different mesh size and requisites, net (1 putti = 4 kgs to 5 kgs of net) comprising Sinkers, Floaters, Head Rope and Bottom Rope, the cost is around Rs.7,375/- which is required for fishing in tanks, reservoir and river (Cast Net) whereas, Gill Nets are used for fishing in ponds. Apart from this, crates to handle fish catch, weighing scale to weigh the catch and ice box to transport to the sales point and to store excess catch, bicycle for mobility could have been given to the beneficiaries. The cost of coracle is around Rs.10,500/-. The recommended net requisites and allied properties are given vide Table – 4.3.

The maximum subsidy amount under the scheme is Rs.5,000/- during 2009-10 to 2012-13 and this was revised and increased to Rs.10,000/- during 2013-14. The beneficiaries receive FISHERY REQUISITE KIT items not as per the requirement. The details of catch per effort before and after supply of FISHERY REQUISITE KIT (Ref. Annexure – 15) and details of 53 items source through tender, following guidelines (KTPP) L1 is enclosed vide Annexure - 18. Quantum of reduction in terms of cost of kit is to the extent of 35% to 40% is based on the confirmed market price. The comparative statement from different suppliers are enclosed vide Annexure – 19.

From the available data, it is found 79% of Dept.of Fisheries officials have expressed subsidy amount is sufficient to carry out fishing activity by the fishermen. 21% have expressed subsidy amount given is insufficient and inadequate. During our discussion, the beneficiaries informed us that around Rs.20,000/- to Rs.25,000/- is adequate amount required to carry out in different water bodies.

As per the confirmed information, the quantum of reduction in terms of cost of 53 items supplied varies from Rs.2/- to Rs.3,500/- (Ref. Annexure – 19). The details of adequacy of kit provided are given vide Annexure – 20. Accordingly, 26% of beneficiaries expressed kit provided is adequate, 56% of beneficiaries expressed kit provided is in-adequate and 18% did not respond. The percentage of beneficiaries expressing FISHERY REQUISITE KIT provided is in-adequate is on higher side. The Dept.of Fisheries has to assess requirement before planning and distribution of FISHERY REQUISITE KIT. 100% and 65% respectively beneficiaries of Shivamogga and Mysuru Zone have expressed kit provided is in-adequate whereas 72% of beneficiaries of Uttara Kannada Zone have expressed kit provided is adequate.

Large numbers of beneficiaries of 43 taluks have expressed the content of FRK is inadequate and expressed dis-satisfaction whereas beneficiaries of 10 taluks have expressed kit provided is adequate, taluks such as Kolar, Malur, Gouribidanur, Belagavi, Hukkeri, Raibag, Khanapura, Karwar, Sirsi and Haliyal. To augment the situation, DoF has not distributed complete kit based on the demand and type of water body.

The details of opinion of Department of Fishery year-wise and item-wise are tabulated and enclosed vide Annexure – 21. Accordingly, majority of Department of Fisheries have expressed that the number of FRK available for distribution is inadequate this is due to 3.61 lakh of fishermen are actively involved in fisheries activities and demand for FRK is high and DoF officials are required to meet the physical and financial target allocated under FRK scheme. DoF has not conducted demand assessment study of the scheme to know the financial requirement and beneficiaries to be covered.

Overall, one of the objectives of the implementation of the scheme is complied.

Section – 5 : Problem Statement

In this Section progress is reviewed with response to the objectives of intervention, gaps, weakness, short coming and lingering problems in implementing the scheme is discussed based on some points highlighted in the Terms of Reference.

Opinion of the beneficiaries about the quality of 53 items forming the Kit from which they are to choose the items they want

As per the data, around 66% have expressed dis-satisfaction on the quality of items supplied and 34% have expressed satisfaction. Majority of fishermen expressed their dis-satisfaction for not providing sufficient quantity of sinkers. 68% of beneficiaries of all the zones have expressed the life of FISHERY REQUISITE KIT supplied is less than six months, 22% have expressed between 6 months to one year and 6% have expressed quality of FISHERY REQUISITE KIT supplied is good and life of kit is between one to two years and 4% did not respond.

79% of Mysuru and 85% of Shivamogga zone beneficiaries respectively have received poor quality material (life of the kit less than 6 months). 12% of Bengaluru zone beneficiaries have received good quality FISHERY REQUISITE KIT (life of kit is between 1 to 2 years).

During personal interaction with the selected beneficiaries, the fishermen have expressed that they wanted fish net of appropriate mesh size for fishing in reservoir, tank, river, etc. As the net supplied was not according to the need of the fishermen whatever net and requisites available with the designated officer was supplied to the fishermen. All 53 items forming the kit are not available every year, every district, in time, adequate number for the beneficiaries to choose. The beneficiaries chose the available fishery requisite. The beneficiaries have no option in selection of items of FISHERY REQUISITE KIT. List of FISHERY REQUISITE KIT (Ref. Annexure - 13. The details of opinion of the beneficiaries on quality of FISHERY REQUISITE KIT supplied are given vide Annexure – 22.

Opinion of Fishery Co-operative Societies on quality of FISHERY REQUISITE KIT supplied

The opinion of the members of Fishery Co-operative Societies on quality of FISHERY REQUISITE KIT supplied was discussed they opined that the quality, subsidy amount and number of beneficiaries are enclosed vide Annexure - 23. According to them, the wear and tear of net, coracle and other FISHERY REQUISITE KITs are frequent and the life is short. Hence, in order to continue fishing activity for livelihood, the fishermen borrow money from the private money lenders by paying high interest which will be a financial burden on the fishermen. In view of this, the Fishermen Co-operative Society members have expressed their opinion to supply good quality material of appropriate size as per their requirement. Apart from this they have also opined that the subsidy amount should also be increased to get net along with requisites, coracle, transport vehicle, weighing machine, etc. With the FISHERY REQUISITE KIT scheme the large numbers of BPL fishermen are directly benefitted to carry out their livelihood. The Fishermen Co-operative Societies members opined that more number of beneficiaries to be covered at a stretch rather than distributing FISHERY REQUISITE KITs on a phased manner or extending second time benefit after three years. The details of cost of net, boat and FISHERY REQUISITE KITs are given vide Section – 4, Table – 4.3.

Conclusion

From the available data, 68% of the beneficiaries have expressed that, the life of FISHERY REQUISITE KIT supplied is less than 6 months and 39% of FCS members have expressed FISHERY REQUISITE KIT supplied is poor quality to the beneficiaries which has to be viewed seriously and corrective measures are not taken while selecting the contractor to supply quality material.

Kit containing 53 items are available every year in every district is available for the beneficiaries is sufficient in number to choose

The opinion of the beneficiaries with regard to availability of FISHERY REQUISITE KIT in every year and in every district is tabulated vide Annexure - 20. Accordingly, 26% of beneficiaries have expressed kits containing 53 items are adequate and 56% of beneficiaries have expressed kit distributed does not contain required items and it is inadequate and 18% have not responded. It implies that large number of beneficiaries have expressed dis-satisfaction regarding the content of FISHERY REQUISITE KIT.

The beneficiaries of 43 taluks have expressed kit provided is in-adequate whereas, beneficiaries of 10 Taluks have expressed kit provided is adequate (taluks viz., Kolar, Malur, Gowribidanur, Belagavi, Hukkeri, Raibag, Khanapura, Karwar, Sirsi and Haliyal).

The details of opinion of Dept.of Fisheries year-wise and item-wise are tabulated vide Annexure - 21. Accordingly, majority of Dept.of Fisheries officials have expressed that FISHERY REQUISITE KIT kits available were in-adequate number for distribution. The reason may be, around 3.61 lakh fishermen are actively involved in fisheries activities and demand for FISHERY REQUISITE KIT is high. FISHERY REQUISITE KIT is distributed free of cost to many traditional and BPL fishermen wherein it is helpful for them to carry out their livelihood and it has generated self-employment. Hence, the demand is high and Dept.of Fisheries is not in a position to meet the required demand.

Conclusion

Large numbers of beneficiaries (30 taluks) have expressed the content of FISHERY REQUISITE KIT is in-adequate and expressed dis-satisfaction. To augment the situation, Dept.of Fisheries has to distribute complete kit based on the demand and type of water body. Dept.of Fisheries officials have expressed that the number of FISHERY REQUISITE KIT available for distribution is in-adequate this is due to 3.61 lakh of fishermen are actively involved in fisheries activities and demand for FISHERY REQUISITE KIT is high and Dept.of Fisheries officials are required to meet the physical and financial target allocated under FISHERY REQUISITE KIT

scheme. Dept.of Fisheries has not conducted demand assessment study of the scheme to know the financial requirement and beneficiaries to be covered.

Pressure on the beneficiaries by design or default to choose only certain items amongst the 53 items forming the kit and suggested measure to remove.

Government of Karnataka started new scheme from the year 2009-10 “**Distribution of Fishery Requisites Kits**” scheme. Under the scheme traditional fishermen of both coastal and inland region are provided with fishery requisites like net, corecal, plastic crates and other requisites in the form of kit. The unit cost of the scheme is Rs.5,000/-. The kits will be supplied with 100% subsidy. The unit cost of this kit has been increased to Rs.10,000/- from the year 2013-14. Details of year-wise budget and expenditure are given in Table 5.1 below:

Table – 5.1 : Details of year-wise budget and expenditure

(Rs.in lakhs)

Sl. No.	Year	Budget	Expenditure
1	2009-10	50.00	48.21
2	2010-11	50.00	40.78
3	2011-12	450.00	448.68
4	2012-13	450.00	448.63
5	2013-14	370.00	368.38

Source: Dept.of Fisheries

The department has spent 99.60% of the budget allocated under the scheme during 2011-12 to 2013-14. It may be observed from the table that, since 2011-12 the budget allocated has been almost fully utilised. The physical and financial targets sanctioned and released are tabulated vide Table – 5.2.

Table – 5.2 : Physical and Financial Target, Sanctioned and Release

(Physical in Nos., Financial in Rs. Lakhs)

Year	Target		Sanctioned		Release	% Release
	Phy	Fin	Phy	Fin		
2009-10	1017	171	1017	98	49	50.00
2010-11	532	78	532	44	26	59.09
2011-12	2662	452	2666	349	138	39.54
2012-13	2497	524	2702	425	148	34.82
2013-14	1146	240	1146	200	111	55.50
Total	7854	1466	8063	1116	472	42.29

Source: Dept.of Fisheries

During our field visit, the beneficiaries have expressed their demand for the items viz., fibre glass coracle, ice box mounted on two wheeler, two wheeler, weighing scale, big drag nets, big nylon nets, life jacket, electronic scale, boat, marketing facility, house, etc., apart from FISHERY REQUISITE KIT received. As there is a ceiling for the subsidy amount, it is not possible for Dept.of Fisheries to meet all the beneficiaries' demands. The district / taluk level officers have requested for the supply of FISHERY REQUISITE KIT based on the existing water bodies. Accordingly, FISHERY REQUISITE KIT was sourced through tender process was distributed to the beneficiaries.

During our discussion, almost all the fishermen demanded FISHERY REQUISITE KIT. The budget allocated is insufficient to cover the entire fishermen under the scheme.

4% of the fishermen informed that they were under pressure to choose items viz., fibre glass boat, nylon multi filament net, net not of their choice, i.e., beneficiaries of Hukkeri and Kalaburagi taluk have expressed that they did not prefer fibre glass coracle. Instead they preferred conventional coracle, life jacket, fibre glass coracle, ice box. This may be due to group pressure, did not want to antagonise society members' opinion or it could be to accept whatever items distributed as, it is given free of cost. 4% beneficiaries expressing pressure to choose the FISHERY REQUISITE KIT is insignificant.

96% fishermen expressed there was no pressure to choose FISHERY REQUISITE KIT distributed and they have accepted FISHERY REQUISITE KIT distributed. The details are given vide Annexure - 24.

The details of items received by the beneficiaries under FISHERY REQUISITE KIT scheme (Ref. Annexure – 13). Accordingly, out of 962 beneficiaries around 73 beneficiaries have received fibre glass coracle, 47 have received insulated ice box, 40 have iron weighing scale, 61 have plastic crates, 48 have cast net, 200 have received floats, 508 have sinkers, 69 drag net, 364 nylon bottom rope, 564 nylon head rope, 665 nylon monofilament head, 109 nylon multi filament net, 31 nylon twine, 84 life jacket and 7 fibre glass boat (sample size 962 beneficiaries).

26% of beneficiaries have expressed FISHERY REQUISITE KIT is adequate and 56% expressed FISHERY REQUISITE KIT provided is inadequate and 19% have not responded.

Based on the demand, Dept.of Fisheries may provide complete kit required by the beneficiaries comprising appropriate mesh size net for different water body viz., river, tank, riverine, reservoir, floater, head rope, bottom rope, adequate number of sinkers, weighing scale, life jacket, crate, ice box, etc.

During our field visit and discussion with the beneficiaries items supplied were recorded and with the available data. Similar the items of FISHERY REQUISITE KIT were grouped having different specification as the numbers of items are large. For example: in nylon drag net 4 items of different specification were grouped (code No.1/3 mesh size 20mm, Depth 4 mtrs double knot and double selvage, code No.2/3, mesh size 25mm depth 4 mtrs double knot and double selvage). Similarly for other items viz., nylon bottom rope, 28 items of nylon monofilament net code No., Net -12 to 39 and 48, 7 items of nylon multifilament net code No.40 to 46, 2 items of life jacket. Same has been tabulated (Ref. Annexure – 14).

Conclusion

Based on the demand by the beneficiaries, Dept.of Fisheries has not provided complete kit required by the beneficiaries comprising appropriate mesh size net (for different water body viz., river, tank, riverine, reservoir), floater, head rope, bottom rope, adequate number of sinkers, weighing scale, life jacket, crate, ice box, etc.

Items within the 53 items kit are preferred and taken by the first time beneficiary, items within the 53 items kit are preferred and taken by the other than first time beneficiary, are they different and what are the differences and why?

The Dept.of Fisheries officials have provided information on demand for the kit items taken by the first time beneficiaries, the same has been tabulated vide Annexure – 25. It is observed that, some of the Dept.of Fisheries officials have not indicated their opinion on demand for the items in FISHERY REQUISITE KIT. The details are enclosed vide Annexure – 26. There is demand for fishing net comprising head and bottom rope, sinkers and floats, insulated box (83%), fibre glass coracle of 6' and 7' dia meter height of 1.5" x 6 numbers inner metal ring 1" and 1.5" x 8 numbers inner metal ring of 1" (66% respectively), iron weighing scale (52%), plastic crates (76%), drag net, nylon monofilament net of code no.0.16 mesh size 115 mm 40 MD double knot and double selvage (79%), nylon monofilament code no.0.18, nylon monofilament code no.0.20, nylon twine 2/3 ply (86%) and life jacket (76%).

During interaction with the beneficiaries, it was found that sufficient number of sinkers, nylon head rope and bottom rope were not provided hence, in order to carry out fishing activity the beneficiaries have to purchase balance items required.

As per the Government Order, the same beneficiaries can avail second time assistance three years after receipt of first time assistance. During our study, we found 67 beneficiaries have availed second time assistance not 100 beneficiaries as mentioned in ToR. We found from taluk and district level officers of Dept.of Fisheries, second time assistance for 67 beneficiaries have been extended during the year 2009-10 to 2013-14 covering 3 taluks, 2 district of Ballari and Shivamogga Division. Districts viz., Ballari and Shivamogga, second time assistance was extended to the beneficiaries of city / town Sagar, Hospet and Sandur. The Dept.of Fisheries officials have informed that, the beneficiaries were given net and FISHERY REQUISITE KIT second time also due to demand for the same. The Dept.of Fisheries officials of Sagar have opined that there were less numbers of beneficiaries and more demand for the kit, hence second time assistance was extended. Whereas Sandur and Hospet Dept.of Fisheries officials informed that the ware and tare of net or the life of the net is less than two months, for the benefit of the fishermen in and around T B Dam the second time assistance has been extended to the same

beneficiaries by distributing Net and FISHERY REQUISITE KIT Requisites. It is implied that there is no difference in the preference of the beneficiaries demanding for the same Net and FISHERY REQUISITE KIT requisite items for second time also.

Table – 5.3 : Beneficiaries Covered under 2nd Assistance during Study Period (2009-10 to 2013-14)

Zone	District	City/Town	2009-10	2010-11	2011-12	2012-13	2013-14
Ballari	Ballari	Hospet	0	0	0	0	2
		Sanduru	0	0	1	3	3
		Total	0	0	1	3	5
Shivamogga	Shivamogga	Sagar	2	4	20	18	14
		Total	2	4	20	18	14
		Grand Total	2	4	21	21	19

Source: Dept.of Fisheries

It is found that the beneficiaries have demanded for appropriate mesh size net and requisites based on the water body, the net should include required quantity of head and bottom rope, sinker and float. During our discussion with the beneficiaries they have expressed need for the fibre glass coracle, ice box fitted on two wheeler, weighing scale, fibre glass boat. It is implied that there is no difference in the demand from the beneficiaries for the FISHERY REQUISITE KIT items.

In Bengaluru, Balagavi, Mysuru and Uttara Kannada fishery zones there are more number of inland fishermen to be covered under the scheme; Dept.of Fisheries officials have not extended second time assistance eventhough, there was demand from the beneficiaries to avail second time assistance.

Conclusion

The beneficiaries have expressed need for the fibre glass coracle, ice box fitted on two wheeler, weighing scale and fibre glass boat. It is implied that there is no difference in the demand from the beneficiaries for the FISHERY REQUISITE KIT items.

As per the Government Order No. 16.7.2009, the same beneficiaries can avail second time assistance three years after receipt of first time assistance but instead of this Dept. of Fisheries officials of Shivamogga and Ballari zones could have covered more number of beneficiaries rather than extending second time assistance to the same beneficiaries in Sagar, Hospet and Sandur taluks. Large numbers of fishermen actively involved in fishing activity have been deprived of the benefit.

Redundant or least preferred Items in the 53 items kit which needs to be done away with?

Which are those?

The beneficiaries have expressed preference on the items distributed based on their requirement. The same has been tabulated vide Annexure - 27 and according to the data analysis it is found that some of the items are not preferred such as, Nylon Dragnet, Nylon Monofilament Net, Nylon Monofilament Gill Net and Nylon Multi Filament Net of different mesh size. The details are given below:

Nylon Dragnet

- Code No.1/3, Mesh size 20mm, Depth 4 meter. Double knot and Double selvage,
- Code No.2/3, Mesh size 25mm, Depth 4 meter. Double knot and Double selvage,
- Code No.2/3, Mesh size 40mm, Depth 4 meter. Double knot and Double selvage,
- Code No.0.28, Mesh size 200mm, 35 knots deeper nylon, Double knot and Double selvage.

Nylon Monofilament Net

- Code No.0.16, Mesh size 38mm 100 MD, Double knot and Double selvage.
- Code No.0.16, Mesh size 46mm 100 MD, Double knot and Double selvage.
- Code No.0.16, Mesh size 48mm 100 MD, Double knot and Double selvage.
- Code No.0.16, Mesh size 50mm 100 MD, Double knot and Double selvage.
- Code No.0.20, Mesh size 50mm 75 MD, Double knot and Double selvage.
- Code No.0.23, Mesh size 110mm 40 MD, Double knot and Double selvage.
- Code No.0.23, Mesh size 116mm 40 MD, Double knot and Double selvage.
- Code No.0.28, Mesh size 100mm 40 MD, Double knot and Double selvage.
- Code No.28, Mesh size 250mm 40 MD, Double knot and Double selvage.

- Code No.28, Mesh size 300mm 40 MD, Double knot and Double selvage.
- Code No.0.16, Mesh size 80mm 40 MD, Double knot and Double selvage.

Nylon Monofilament Gill Net

- Code No.0.28, Mesh size 200mm 40 MD, Double knot and Double selvage.

Nylon Multi-filament Net

- Code No.1/2", Mesh size 80mm, 50 MD, Double knot and Double selvage.
- Code No.1/2", Mesh size 1 1/2", 50 MD, Double knot and Double selvage.
- Code No.1/2", Mesh size 3", 50 MD, Double knot and Double selvage.
- Code No.1/3", Mesh size 2", 50 MD, Double knot and Double selvage.
- Code No.1/3", Mesh size 3 1/3", 50 MD, Double knot and Double selvage.
- Code No.2/3", Mesh size 2 1/2", 50 MD, Double knot and Double selvage.
- Code No.2/3", Mesh Size 4", 50 MD, Double knot and Double selvage.

Conclusion

Preference of the beneficiary is important as the beneficiaries demand FISHERY REQUISITE KIT items depending on fishing activity carried out in different type of water body. Dept.of Fisheries has not conducted demand survey for the items of preference based on FISHERY REQUISITE KIT requirement for different water body before items of kit to be done away with end. FISHERY REQUISITE KIT are not distributed based on the requirement of the beneficiaries.

Need to provide assistance to a beneficiary after three years of the first assistance as provided in the Scheme. Particularly, when there may be many who are not covered for the first time assistance itself.

The State has 5.20 lakh hectares of waterspread area which is used for inland fisheries and about 1.39 lakh of total 6.33 lakh inland fishermen are actively involved in fisheries activity. From the year 2009-10 to 2013-14, 23407 numbers of beneficiaries have been covered under FISHERY REQUISITE KIT scheme. The details of year-wise budget and expenditure, inland and marine fish production and number of beneficiaries covered are tabulated vide Table – 5.4.

Table – 5.4 : Details of the year-wise Budget and Expenditure, Inland and Marine fish production and No.of Beneficiaries covered

Sl. No.	Year	Budget (Rs.lakhs)	Expenditure (Rs.lakhs)	Fish Production (lakh MT)			No.of Beneficiaries
				Marine	Inland	Total	
1	2009-10	50.00	48.21	2.49	1.59	4.08	964
2	2010-11	50.00	40.78	3.41	1.86	5.27	815
3	2011-12	450.00	448.68	3.47	1.99	5.46	8973
4	2012-13	450.00	448.63	3.57	1.68	5.25	8972
5	2013-14	370.00	368.38	3.57	1.97	5.54	3683
	Total	1370.00	1354.68	16.51	9.09	25.60	23407

Source: Dept.of Fisheries

Around 23,407 fishermen have been covered under FISHERY REQUISITE KIT scheme during the reference period. The financial achievement is 99%.

The details of target, application received and sanctioned has been tabulated vide Annexure - 28 and physical and financial progress is tabulated vide Annexure - 29.

As per the field information and on personal discussion with the implementing officers at the taluk and district level it is found that 2nd assistance has been extended to beneficiaries who have availed the benefit first time under the scheme (Details are tabulated vide Table – 5.3). During the year 2009-10, 2 beneficiaries, during 2010-11, 4 during 2011-12, 21 during 2012-13, 21 and 2013-14, 19 have been covered. In total 67 beneficiaries has been extended 2nd time financial assistance. It may be noted as per the G.O., second time assistance has to be extended to beneficiaries three years after completion of first time assistance. 67 beneficiaries out of 962 beneficiaries are covered under the scheme which is not in accordance with the G.O., which is clear violation of scheme guidelines. There is no need to provide second time assistance to the beneficiaries as there are more numbers of beneficiaries and there are 436 number of registered working fishermen co-operative societies in the state who could be deprived of the benefit.

Conclusion

FISHERY REQUISITE KIT is a direct employment generating scheme which is popular among BPL fishermen in the rural area wherein the fishermen are directly benefitted to carry out fishing activity for their livelihood. There are large numbers of beneficiaries in the state to be covered. There was no need to provide second time assistance to the beneficiaries who have availed first time benefit under the scheme.

It may be noted that the fund has not been sanctioned and released as per the proposal. Based on our discussion with the Dept.of Fisheries officials, beneficiaries and stakeholders, it was found that fund allocation was done randomly which is not desirable for the effective implementation of the scheme.

The sanctioned amount would be allocated as per the demand and need of the officers of the respective zone, district and taluk. The financial allocation is not need based and demand based. No pragmatic approach while fixing target and release of fund.

Scheme empowering the beneficiary or making him / her less confident and more dependent on the assistance of the government thereby dis-empowering him / her, should the scheme be recommended for continuation on the finding of this Question.

Movement of fishermen between various locations within the basin and outside is a common phenomenon. Often this causes hardships for families in their social life, as it involves living in temporary settlements. Two types of migratory fishermen are seen – fishermen who migrate on their own and fishermen brought by the contractors. The first category fishermen pay a lease fee as fixed by the department and the fish catch is sold at the local market, whereas the second category fishermen are paid certain amount by the contractor and the fish they catch are given to the contractor.

During our discussion, we found dependency level on fisheries is decreasing compared to earlier days as most of the fishermen feel that fishing is less remunerative. Income derived from fisheries is found to be meager and uncertain; diversification into other occupations seems common. All the fishermen cite either of the following reasons for diversification – low fish

catch, lean season, off-season. In addition to reduced income, the fishermen are affected with a social stigma that has forced them to move out of fishing activities.

During our discussion the fishermen have expressed if they are not given FISHERY REQUISITE KIT under the scheme they would borrow money from the private money lenders by paying high rate of interest and continue the fishing activity during lean period from the money lenders / middlemen / other co-fishermen. The beneficiaries informed us that the tank owners hire their services by paying meager daily wages which is not sufficient for them to lead their life which has reduced their confidence level.

The beneficiaries were managing net and fishery requisites before availing the benefit under the scheme by way of weaving their own net, taking hand loan, sharing among members, rental basis, supplied by the tank owners and availing net by other government schemes which was a financial burden for the fishermen.

They also expressed that their income was reduced and they were under-employed not engaged in the fishing activity it was difficult for them to lead their life. The FISHERY REQUISITE KIT scheme has helped them in reducing borrowing by paying high rate of interest from money lenders, taking net on rental basis, sharing among the members and reduction in dependency on net supplied by the tank owners. During our interaction with the beneficiaries, 36% have expressed that before FISHERY REQUISITE KIT scheme was introduced they use to weave their own net which would last less than 6 months due to wear and tear during fishing, in order to continue fishing activity, the details are given vide Annexure - 1. They also informed that they would take hand loan from private money lenders (35%), sharing among the members (13%), rental basis (12%), supplied by the tank owners (2%) and availed net under various government schemes (2%). The percentage of taking hand loan is in the range of 25% to 42%, own weaving of net in the range of 7% to 58%, sharing among members in the range of 8% to 23%, rental basis in the range of 3% to 34%, supplied by the tank owner in the range of 2% to 11% and availed under other government scheme or any other in the range of 1% to 6%. There is an increase in catch per unit effort and annual fish catch and earning. There is a marginal increase in earning after availing the benefit under the scheme. The average increase in the income of the beneficiaries is in the order of Rs.22,845/- per annum (Ref. Annexure – 15).

One of the reasons for the fishermen to depend on the scheme is because the life of the kit is short (less than six months) this is due to wear and tear depending on the type of water body. Hence, the fishermen look towards the government assistance. It is found, depending on the type of waterbody and frequency of fishing the life of fishing net and the FISHERY REQUISITE KIT provided is between six months to one year (22%), the fishermen borrow money from private money lenders in order to continue fishing activity for their livelihood, it does not mean that they are more dependent on government assistance thereby dis-empowering them but for the financial benefit, availability of quality kit in time the beneficiaries depend on the scheme.

Conclusion

The scheme has empowered the fishermen and fishing folk in general to continue the fishing activity for their livelihood, which has increased their income and created self-employment. There is a dependency of the fishermen to avail quality net and requisites in time otherwise these men use to borrow money from private money lenders / middlemen by paying high rate of interest. The scheme has definitely helped the fishermen in reducing borrowing from money lenders and there is marginal increase in income. Dept.of Fisheries officials, FCS office bearers and FGD it is found that there is a demand for FISHERY REQUISITE KIT scheme and for the scheme continuation as it is beneficial. In view of this, FISHERY REQUISITE KIT scheme is recommended for continuation.

Section – 6 : Scope, Objectives and Evaluation Questions

6.1 Scope of Evaluation

The scope of the study is limited to evaluation of FISHERY REQUISITE KIT scheme for inland fisheries of 27 districts and one coastal district from reference period 2009-10 to 2013-14. Around 962 (4.08%) beneficiaries out of 23407 beneficiaries availed assistance in the reference period. 29 Implementing Officers of Department of Fisheries, 31 Fisheries Cooperative Societies, Focus Group Discussions.

The objectives of the study are:

- ✦ To understand the overall success of the scheme
- ✦ To evaluate the process of implementation of the entire scheme
- ✦ To study the organizational and administrative problems and loopholes if any in the effective implementation of the programme
- ✦ To assess the impact of the programme on employment, earnings and levels of the fishermen
- ✦ Modifications / improvements if any in the scheme for the benefit of fishermen
- ✦ Overall impact of the programme on the inland fish production of Karnataka.

The study has been carried out to assess the following evaluation parameters as per KEA's Terms of Reference for evaluation of supply of FISHERY REQUISITE KITs for Inland Fishermen and list of primary questions to be answered during evaluation are as follows:

1. Has the selection of beneficiaries been in accordance with the Government of Karnataka order no. 105/2009 dated 16.7.2009 cited above? If there have been deviations, what is the extent of these (say as a percentage of total beneficiaries selected in the year in the district/State)? What suggestions can be given to the department to prevent this?

2. What are the criteria for selection of beneficiaries in this scheme? Are the criteria transparent, fair and acceptable? In case there is no criteria at all, or if any criterion is not fair etc., what could be the proposed criteria to be given to the department?
3. What is the opinion of the beneficiaries about the quality and utility of the basket of 53 items forming the kit from which they are to choose the items they want?
4. Are all the individual items of the basket of 53 items available every year in every district in sufficient numbers for the beneficiaries to choose from?
5. Is there any kind of pressure on the beneficiary, by design or default, to choose only certain items amongst the basket of 53 items for his/her kit? If yes, in case of which items and why? Please suggest measures to remove this.
6. What items within the basket of 53 items are preferred and taken by the first time beneficiary? What items within the basket of 53 items are preferred and taken by the other than first time beneficiary? If these are different, what are the differences and why?
7. Are there any redundant or least preferred items in the basket of 53 items which need to be done away with? Which are these?
8. Does the scheme help the beneficiary in a way other than reducing his fishing kit cost? If yes, what are those?
9. What is the cost of the complete kit a fisher person has to have for fishing in the inland waters of small ponds, tanks, reservoirs and flowing water bodies (for each case separately)? By what quantum of this does the scheme supplied kit reduce the cost? Is this sufficient and desirable?
10. Has the scheme helped to enhance the frequency of fishing or catch per effort or the annual catch made by the beneficiary or any enhancement in the earnings and socio-economic conditions of the beneficiary? [The perceived Request for Proposals for Selection of Consultant Evaluation Organization for the evaluation of Assistance to Inland Water Fishermen for Purchase of FISHERY REQUISITE KITS in Karnataka.

enhancement may be reported since figures before implementing the scheme are not available]

11. Is there a need to provide assistance to a beneficiary after three years of the first assistance as provided in the scheme? Particularly, when there may be many who are not covered for the first time assistance itself.
12. Is the scheme empowering the beneficiary or making him/her less confident and more dependent on the assistance of the government thereby disempowering him/her? Should the scheme be recommended for continuation on the finding of this question?
13. What factors have contributed for not achieving the intended outputs of the scheme, if any?
14. What are the recommendations (not inconsistent with the answer to the second part of question 12 above) regarding the continuation of the scheme, and if recommended to be continued, for the improvement of the scheme?

6.2 Coverage

The study considered coverage of 962 (4.08%) beneficiaries out of 23,407 beneficiaries from 27 districts and one coastal district from 2009-10 to 2013-14.

A sample has been selected on random basis for evaluation. While drawing the sample equal weightage has been given to select true representatives of population in inland fisheries.

6.3 Sample Size for the Study

As per ToR, 962 beneficiaries were interviewed and data collected through structured questionnaire and the same thing has been incorporated in the report for evaluation.

KEA emphasized to cover 359 beneficiaries who have availed second time benefit during the year 2011-12 and 2012-13 covering 100 beneficiaries each year. During our study, it was found around 67 beneficiaries have availed second time assistance.

Table – 6.1 : Year-wise and Waterbodies-wise break-up of beneficiaries

Sl. No.	Year	Total Beneficiaries in Sample	Break-up of Beneficiaries for		
			Departmental and Grama Panchayath Tanks	Reservoirs	Rivers and Canals
1	2009-10	48	30	14	4
2	2010-11	41	26	13	2
3	2011-12	359*	208	100	49
4	2012-13	359*	208	100	49
5	2013-14	155	75	45	25
	Total	962	547	272	129

Source: Dept. of Fisheries

* Includes 100 second or more time beneficiaries

The study provides an insight to the components of 53 items of fisheries kit are preferred / taken by repeated beneficiaries. The beneficiaries availing FISHERY REQUISITE KIT were available from the reference period 2009-10 to 2013-14 in 28 districts. Apart from this, year-wise beneficiaries sample has been drawn from departmental and grama panchayat tanks, reservoirs, river and canals and in accordance with the tenets of sample being a true representative of population the inland beneficiaries has been taken from 5 fishery zones (Bengaluru, Shivamogga, Belagavi, Mysuru, Ballari) with the 6th Zone namely Uttara Kannada consisting of only one district.

Year-wise details of beneficiaries covered are given vide Table – 6.2.

Table – 6.2 : Year-wise Details of Beneficiaries

Sl. No.	Year	No.of Beneficiaries	Sample Size	Sample %
1	2009-10	964	48	5
2	2010-11	815	41	5
3	2011-12	8,973	359	2.5
4	2012-13	8,972	359	2.5
5	2013-14	3,683	155	2.5
	Total	23,407	962	4.07

Source: Dept.of Fisheries

6.4 Limitations

The study has the following limitations:

- The study is based on the data provided by implementing agency i.e., Department of Fisheries, Beneficiaries, Fisheries Co-operative Societies (FCS), Focus Group Discussion (FGD) and other stakeholders has been analysed. Based on the outcome of data findings, interactions / discussions, recommendations are made.

Section – 7 : Evaluation Design

The design followed for the study comprises obtaining responses from the beneficiaries and other stakeholders and personal visit to all the sample works through designed questionnaires and discussion. The main study instruments are as follows:

7.1 Field Discussion and Evaluation Instrument

- TECSOK officers visited the tanks, reservoirs, rivers and canals, GP and departmental tanks and had discussion with beneficiaries (fishermen), FCS, implementing agencies regarding their opinion and views on distribution of FISHERY REQUISITE KITS scheme, their usefulness, overall success of the scheme, impact of the programme on employment, earnings and level of the fishermen, modifications / improvements if any in the scheme for the benefit of the fishermen.
- To evaluate the process of implementation of the entire scheme, overall success of the scheme and overall impact of the programme on the inland fish production of the state. Schedules were structured to obtain answer for all the specified questions framed in the ToR.
- Detailed discussions were held with the officers of the department of fisheries to get their opinion and views on the implementation of the scheme, organizational and administrative problems and loopholes if any for effective implementation of the programme.
- Relevance of the scheme in the present context, modifications / improvements if any required for the benefit of fishermen were also discussed and opinions were collected. Schedules were structured to get answer for the questions framed as per the ToR.

7.2 Tools for Data Collection

KEA approved questionnaires were used for data collection, details are enclosed vide Annexures – 29 (a) to 29 (c). Data collected is tabulated are enclosed viz., Zone-wise,

District-wise details of sample beneficiaries and male & female beneficiaries covered in Annexure – 30, Gender-wise beneficiaries distributed during study period is given vide Annexure – 31, Social Category of beneficiaries covered during study period is given vide Annexure – 32. Details of beneficiaries as per Social Category is given vide Annexure – 33. Details of members of Fishery Cooperative Societies are given vide Annexure – 34. Details of Fishery Cooperative Societies, Department of Fishery officials contacted and during field visit is given vide Annexure – 35, Distribution of beneficiaries according to Water Resource Type during study period is given vide Annexure – 36. Consolidated Observations and suggestions as per Terms of Reference is given vide Annexure – 37 & 38. Narration on schedule for collection of data from beneficiaries, Fishery Cooperative Societies, implementing agencies, Focus Group Discussion is given below:

7.2.1 Schedule for collection of data from beneficiaries

A suitable questionnaire was prepared for collection of data from the beneficiaries. A pilot survey was conducted to test the schedules and corrections were made in the schedules. Due care was taken while designing the questionnaire to elicit opinion from the beneficiaries regarding awareness about selection procedure, about the scheme, items received, selection of beneficiaries, selection criteria, usefulness and impact of assistance provided in improving socio-economic condition and their opinion on scheme continuation.

7.2.2 Schedule for Fisheries Cooperative Societies (FCS) and other stakeholders

A suitable questionnaire was prepared for collection of data from the FCS and other stakeholders. A pilot survey was conducted to test the schedules and corrections were made in the schedules. Due care was taken while designing the questionnaire to elicit opinion from the FCS and other stakeholders regarding awareness of government subsidy scheme for FISHERY REQUISITE KIT and distribution to beneficiaries, complaints received if any from the beneficiaries regarding selection criteria, opinion of beneficiaries of the society regarding quality items received, items least preferred, items more preferred and quantum of assistance extended, adequateness of assistance extended, need

to extend benefit after three years of receipt of first assistance, whether all the active members are covered and opinion on continuation of scheme.

7.2.3 Schedule for Implementing Agency

A suitable questionnaire / discussion points for implementing agency was prepared to elicit on opinion pertaining to selection criteria, procedure, appropriateness of procedures followed, improvement if any required in implementation and procedures followed and benefit extended. Monitoring and usefulness of assets distributed and problems in implementation of the scheme.

Data collected from the implementing officers by designing suitable formats for the study period 2009-10 to 2013-14 on availability of FISHERY REQUISITE KITS, demand for the kit items, physical and financial progress, social category, gender, distribution of beneficiaries according to water resources and beneficiaries availing second time assistance.

Discussed with the Director of Fisheries, Joint Director, Deputy Director, Senior Assistant Director, Assistant Director – Grade – 1 and 2 to solicit views on implementation of scheme, financial status, problems in implementation, need for scheme continuation, socio-economic changes, procedural changes required if any, involvement of elected representatives, procurement and distribution and quality of FISHERY REQUISITE KIT.

7.3 Focus Group Discussion

Opinion of other members of the societies were collected regarding awareness on FISHERY REQUISITE KIT Scheme, distribution to beneficiaries, complaints received if any, selection criteria, quality of items received, items least preferred, items more preferred, quantum of assistance extended, adequateness of assistance extended, need to extend second time assistance to the same beneficiaries three years after receipt of first assistance and opinion on continuation of scheme.

- Collecting details of the physical and financial achievement of FISHERY REQUISITE KIT Scheme from Department of Fisheries for the reference period 2009-10 to 2013-14.
- Indepth discussion with implementing authority, fisheries cooperative societies (FCS), local public and collection of opinion through structured questionnaires, personal interview, focus group discussion (FGD) of beneficiaries.
- Discussion with other stakeholders viz., elected representatives, GP and TP members, district authorities and district level officers.
- Site visit to verify the FISHERY REQUISITE KIT given, observing waterbodies viz., tanks, reservoirs, riverine and photographs were taken during the field investigation.
- Data validation, data analysis, observations
- Shortcomings, suggestions and specific recommendation for improvement in implementation of the scheme

Section – 8 : Evaluation Methodology

The methodology followed for the study comprises obtaining responses from the beneficiaries and other stakeholders through designed questionnaires and discussion. The methodology of the study adopted is as follows:

- Collecting details of the physical and financial achievement of Fishery Requisite Kit (FRK) Scheme from Department of Fisheries for the reference period 2009-10 to 2013-14.
- Indepth discussion with implementing authority, fisheries cooperative societies (FCS), local public and collection of opinion through structured questionnaires, personal interview, focus group discussion (FGD) of beneficiaries.
- Discussion with other stakeholders viz., elected representatives, GP & TP members, district authorities and district level officers.
- Site visit to verify the FRK given, observe waterbodies viz., tanks, reservoirs, reveroin and photographs were taken during the field investigation.
- Data validation, data analysis, observations
- Shortcomings, suggestions and specific recommendation for improvement in implementation of the scheme

Analysis of Data and Submission of Report

Data collected from the beneficiaries, FCS and other stakeholders and implementing agency were analysed by using statistical technique. Adequate weightage were given to both primary and secondary data apart from interactions / discussions with implementing agency. The details are discussed vide Section 4 & 5. Based on the analysis of the data, report is prepared to answer all the ToRs / objectives of the study and given appropriate short-term, long-term practicable recommendations and recommendations requiring change in policy.

During field visits, overall 962 beneficiaries were interviewed to elicit their opinion about impact of the programme on employment, earning and levels of the fishermen, procedure in selection of beneficiaries, modification or improvements if any required for the benefit of fishermen and overall impact of the programme on inland fish production of Karnataka. The abstract of coverage of beneficiaries are given in Annexure – 31. Out of 962 beneficiaries, 842 beneficiaries are male (88%) and 120 are female (12%).

During field visits, to elicit information regarding selection of beneficiaries and opinion about impact of the programme on employment, problem faced during implementation, earning and levels of the fishermen, 29 Department of Fishery officials, 31 Fisheries Co-operative Societies and stakeholders were contacted. The details are given in Annexure – 35 & 36.

Section – 9 : Data Collection and Analysis

Details of Sample Beneficiaries

Department of Fisheries has extended benefit to 23,407 fishermen from the reference period 2009-10 to 2013-14. The details are given vide Table – 9.1.

Table – 9.1 : Year-wise Details of Beneficiaries

Sl. No.	Year	No.of Beneficiaries
1	2009-10	964
2	2010-11	815
3	2011-12	8,973
4	2012-13	8,972
5	2013-14	3,683
Total		23,407

Source: Dept.of Fisheries

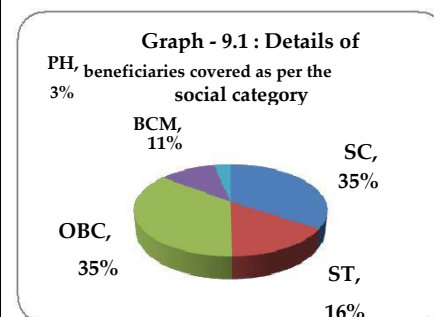
Zone-wise, District-wise and Year-wise details of beneficiaries considered for the study period is given vide Annexure – 31 & 32. As per ToR, 962 beneficiaries are covered, out of which, 29% beneficiaries are covered in Bengaluru Zone and 6% are covered in Uttara Kannada Zone.

In Bengaluru Zone 18% of women are covered which is recorded highest in the State whereas, Uttara Kannada Zone 2% women beneficiaries are covered which is lowest.

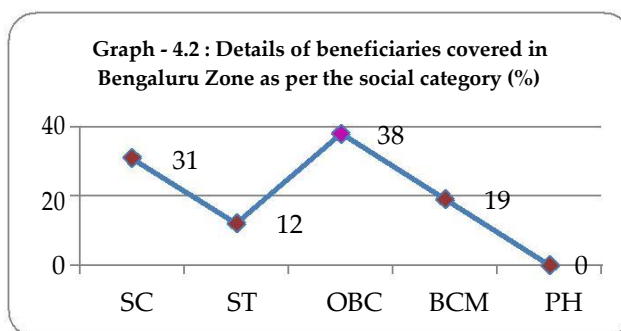
Details of beneficiaries as per social category are given vide Annexure – 33. Accordingly, 334 (35%) beneficiaries belong to SC community, 152 (16%) ST, 339 (35%) OBC, 105 (11%) BCM and 32 (3%) Physically Handicapped. The Department has followed selection of beneficiaries as per the government procedure.

Table – 9.2 : Details of Highest and Lowest Percentage of Social Category of Beneficiaries Covered

Sl. No.	Name of the Zone	Category									
		SC		ST		OBC		BCM		PH	
		High est	Low est	High est	Low est	High est	Low est	High est	Low est	High est	Low est
1	Bengaluru							19			
2	Belagavi	59					15				
3	Mysuru									97	
4	Ballari			34							3
5	Uttara Kannada		2		0	98			0		
6	Shivamogga										

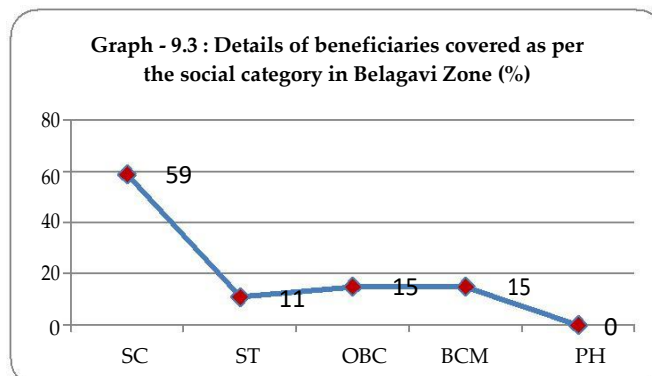


Graph – 9.2 : Details of Zonal-wise coverage of beneficiaries are given in.



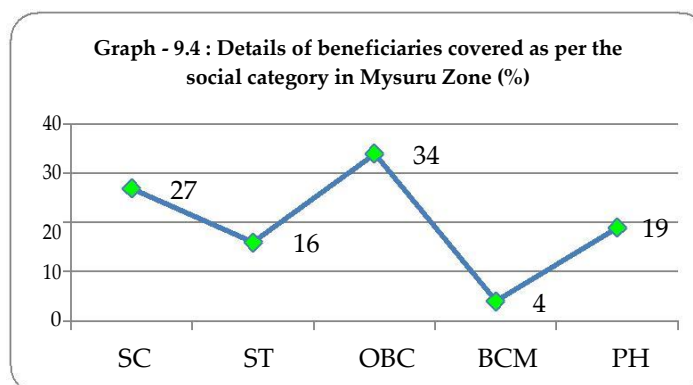
Around 281 beneficiaries are covered in Bengaluru Zone. The break-up of social category-wise are - Around 106 (38%) of OBC beneficiaries are covered which is highest percent of beneficiaries covered as per social category and Physically Handicapped beneficiaries are not covered. 86 (31%) number of SC beneficiaries, 35 (12%) of ST beneficiaries, 54 (19%) number of BCM beneficiaries are covered.

Details of beneficiaries covered in Belagavi Zone are given in Graph – 9.3



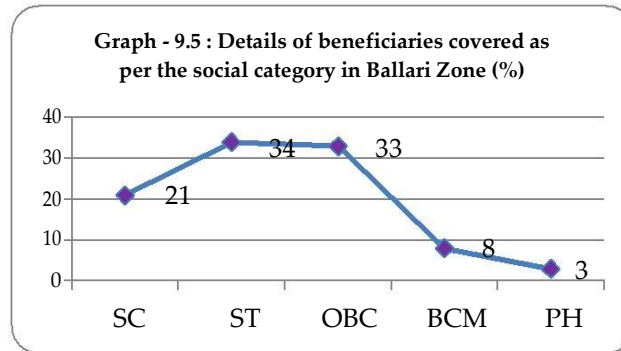
All social categories except Physically Handicapped beneficiaries have been covered at Belagavi Zone. Around 106 (59%) of SC beneficiaries are covered which is highest percent of beneficiaries covered. 28 (16%) number of BCM beneficiaries, 19 (11%) of ST beneficiaries, 27 (14%) number of OBC beneficiaries are covered. In Dharwad and Kalaghatagi taluks only SC beneficiaries are covered.

Details of beneficiaries covered in Mysuru Zone is given in Graph – 9.4



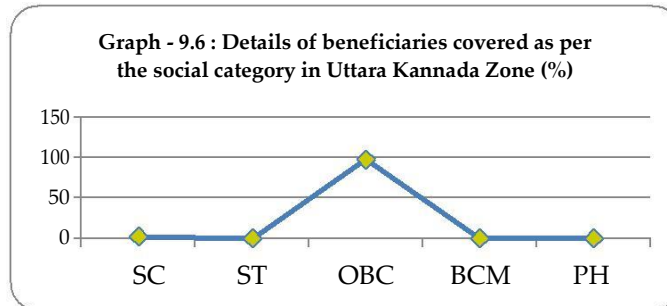
All social categories have been covered at Mysuru Zone. Total 130 beneficiaries are covered. Out of which, around 44 (34%) of OBC beneficiaries are covered which is highest in Mysuru Zone followed by 35 (27%) number of SC, 25 (19%) Physically Handicapped, 21 (16%) of ST, 5 (4%) number of BCM beneficiaries are covered. In Nanjangud taluk only Physically Handicapped beneficiaries are covered.

Details of beneficiaries covered in Ballari Zone is given in Graph – 9.5



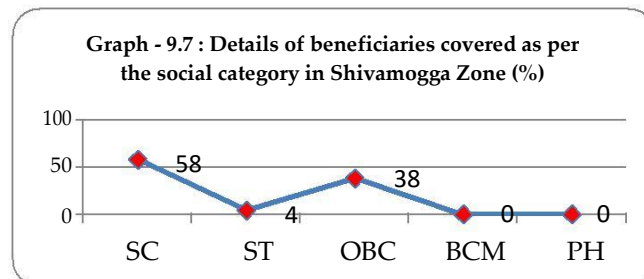
All social categories have been covered at Ballari Zone. Total 212 beneficiaries are covered. Out of which, around 69 (33%) of OBC beneficiaries are covered which is highest in Ballari Zone followed by 73 (34%) number of ST, 45 (21%) SC, 18 (8%) of BCM, 7 (3%) number of PH beneficiaries are covered.

Details of beneficiaries covered in Uttara Kannada Zone is given in Graph–9.6



In Uttara Kannada Zone only OBC and SC community beneficiaries are covered, highest number 53 (98%) of OBC are covered followed by 1 (2%) of SC. ST, BCM and PH are not covered.

Details of beneficiaries covered in Shivamogga Zone is given in Graph – 9.7



In Shivamogga Zone, SC, ST and OBC beneficiaries are covered; BCM and PH beneficiaries are not covered. Total 105 beneficiaries are covered. Out of which, around 61 (58%) beneficiaries are SC followed by OBC 40 (38%), ST 4 (4%). In Hassan taluk only OBC beneficiary is covered.

The sample beneficiaries fall under BPL (100%)

The details of questionnaire and data collected has been tabulated and enclosed as Annexures and data has been analysed. The details are discussed vide Section - 4, 5, 7 & 8.

Section – 10 : Findings & Discussions

ToR - 1 & 2 : As per the ToR highlights of finding based on discussion with the beneficiaries implementing officers, Focus Group Discussions, Fishery Cooperative Societies and stake holders are given below:

Selection of Beneficiaries in accordance with the GoK Order dated 16.7.2009. What are the criteria for Selection of Beneficiaries in this Scheme? Are the Criteria Transparent, fair and acceptable. In case there is no criteria or if any criteria is not fair etc. What would be the proposed criteria to be given to the Department? Is there a Deviation if so, extent of deviation (% to the total No.of beneficiaries Selected) Year-wise, District-wise in the State? Suggestion if any to prevent the deviation.

Conclusion

- a) 100% beneficiaries are actively involved in fishing activity i.e., Criteria – 1 is fulfilled.
- b) 86% beneficiaries are members in FCS for the last 3 years and actively involved in fishing i.e., Criteria – 2. 14% beneficiaries are non-members of FCS for the last 3 years but actively involved in fishing i.e., Criteria – 2. Majority of the implementing officers (69% to 72%) have expressed Criteria No.2 i.e., the fishermen should be the member of Fisheries Co-operative Society for the last 3 years and Criteria No.3 i.e., the fishermen should possess Fishing license for inland and / or reservoir fishing for the last 3 years is not fair, acceptable and inappropriate.
- c) 100% beneficiaries are holding valid license for the last 3 years for fishing i.e., Criteria – 3.
- d) 69% Taluk level officers have received application from the beneficiary, scrutinizing, certifying, forwarding to the District Level Office within a week, 31% did not follow the criteria.
- e) 66% District level officers re-examining, endorsing the application received from Taluk and forwarding to the Deputy Director within a week, 34% did not follow the criteria.
- f) 69% applications were sanctioned by Deputy Director, 31% not sanctioned by Deputy Director (not clear about the guidelines).

- g) 62% of implementing officers distributed FRK before local elected representatives following the GO and scheme guidelines, 38% did not follow (Taluk viz., Koratagere, Kadur, Tarikere, Davanagere, Jagalur, Belagavi, Muddebihal, Jamakhandi, Badami, Nanjangud, Kumta).
- h) Timely monitoring at Directorate level to ascertain utilization of subsidy extended (100%).
- i) No clear guidelines for receipt, rejection, criteria, last date for receipt of application, reasons for selection, rejection and priority based on social category, economic backwardness, gender, APL / BPL, traditional & non-traditional, etc. Department has failed in implementing the scheme as conceived by giving clear guidelines to the implementing officers.

Opinion of beneficiaries with regard to selection criteria regarding transparency, fairness and acceptability has been tabulated.

- j) 67% of beneficiaries are aware of the selection procedure of the scheme, 12% not aware, 21% not sure about selection procedure
- k) 40% came to know through departmental officials, 52% FCS, 8% through friends & relatives
- l) 66% beneficiaries selected through FCS committee recommendation, 31% Department, 1% spillover of previous year application.
- m) 99% beneficiaries opined no favour money played role in selection, 1% GP members (Bengaluru North, Yalandur, Sedam)
- n) **Opinion of implementing officers** – 97% expressed beneficiaries are actively involved in fishing activity is acceptable and appropriate, 3% beneficiaries not actively involved in fishing activity, 28% expressed beneficiary should be FCS members for the last 3 years, 72% need not be, 31% expressed holding valid license is acceptable and appropriate, 69% expressed need not be.

ToR – 3 : What is the opinion of the beneficiaries about the quality of 53 items forming the Kit from which they are to choose the items they want?

Conclusion

66% of beneficiaries are dis-satisfied on quality of items distributed, 34% of beneficiaries are satisfied on the quality of items distributed.

100% and 85% beneficiaries of Uttara Kannada & Shivamogga respectively have received poor quality material (life of kit is less than 6 months). 68% of the beneficiaries (Mysuru & Shivamogga Zone) have expressed that, the life of FRK supplied is less than 6 months, 22% between 6 months to 1 year, 6% between 1 to 2 year (Bengaluru Zone), 4% did not respond.

39% of FCS members have expressed FRK (Fishing Net) received is poor quality to the beneficiaries, 39% expressed FRK (Coracle) received are poor quality.

Available FRK were distributed, Net distributed were not in accordance with the need of the fishermen.

All 53 items were not uniformly available every year in every district.

FCS members expressed that FRK have short life due to wear & tare. Hence, good quality FRK to be distributed & enhance the subsidy amount.

ToR – 4 : Kit containing 53 items are available every year in every district is available for the beneficiaries is sufficient in number to choose?

Conclusion

56% of beneficiaries expressed in-adequate FRK distributed, 18% did not respond, 26% expressed adequate FRK distributed.

Beneficiaries of 10 taluks viz., Kolar, Malur, Gowribidanur, Belagavi, Hukkeri, Raibagh, Khanapura, Karwar, Sirsi & Haliyal expressed FRK supplied is adequate. 43 taluks beneficiaries expressed FRK item supplied is in-adequate

Number of FRK available for distribution is inadequate this is due to 3.61 lakh fishermen are actively involved in fisheries activities and demand for FRK is high and Dept.of Fisheries officials are required to meet the physical and financial target allocated under FRK scheme.

Department of Fisheries officials are unable to meet demand as per implementing officers' request.

ToR – 5 : Whether there is any kind of pressure on the beneficiary, by design or default, to choose only certain items amongst the 53 items forming the kit? If yes, in case, of which item and why? Please suggest measure to remove this. Details are discussed vide Section.

Conclusion

4% beneficiaries expressed they were under pressure to receive FRK not of their choice. Beneficiaries of Hukkeri & Kalaburagi taluks did not prefer fibre glass coracle.

Beneficiaries preferred ice box moulded on two wheeler, two wheeler, big drag nets & nylon nets, boat & marketing facilities

The beneficiaries have expressed need for the fibre glass coracle, ice box fitted on two wheeler, weighing scale and fibre glass boat.

Almost all the fishermen demanded FRK. The budget allocated is insufficient to cover the entire fishermen under the scheme.

73 beneficiaries received fibre glass coracle, 47 beneficiaries have received insulated ice box, 40 beneficiaries have received weighing scale, 61 beneficiaries have received plastic crates, 48 beneficiaries have received cast net, 200 beneficiaries have received floats, 7 beneficiaries have received fibre glass boat and 84 beneficiaries have received life jacket.

ToR – 6 : What Items within the 53 items kit are preferred and taken by the first time beneficiary? What items within the 53 items kit are preferred and taken by the other than first time beneficiary? If these are different, what are the differences and why?

Conclusion

Demand for complete fishing net comprising adequate quantity of head & bottom rope, sinkers, floats. Insulated box (83%), fibre glass coracle (66%), iron weighing scale (52%), plastic crates (76%), dragnet, nylon monofilament (code no.0.16 and 0.18, 79% & 86% mesh size) life jacket (76%).

As per the GO, beneficiaries can avail second time assistance three years after receipt of first time assistance whereas beneficiaries of Sagar, Hospet and Sandur taluks.

DoF officials of Hospet & Sandur informed that due to frequent wear & tare of nets (life of net is less than 2 months) 2nd time assistance extended to the same beneficiaries, whereas Sagar the no. of beneficiaries are less and high demand for kit, hence 2nd time assistance extended.

DoF could have covered more number of beneficiaries rather than extending second time assistance to the same beneficiaries. As there are large numbers of fishermen actively involved in fishing activity exist in the city / town who have been deprived of the benefit.

Second time assistance is not extended to Bengaluru, Belagavi, Mysuru and Uttara Kannada beneficiaries. There is no difference in demand for items demanded second time assistance.

ToR – 7 : Redundant or least preferred Items in the 53 items kit which needs to be done away with? Which are those? Details are discussed vide Section

Conclusion

Least preferred items such as, Nylon Dragnet, Nylon Monofilament Net, Nylon Monofilament Gill Net and Nylon Multi Filament Net of different mesh size. The details are given below:

Preference of the beneficiary is important as demand for FRK items depends on type of water body.

Nylon Dragnet

- Code No.1/3, Mesh size 20mm, Depth 4 meter. Double knot and Double selvage,
- Code No.2/3, Mesh size 25mm, Depth 4 meter. Double knot and Double selvage,
- Code No.2/3, Mesh size 40mm, Depth 4 meter. Double knot and Double selvage,
- Code No.0.28, Mesh size 200mm, 35 knots deeper nylon, Double knot and Double selvage.

Nylon Monofilament Net

- Code No.0.16, Mesh size 38mm 100 MD, Double knot and Double selvage.
- Code No.0.16, Mesh size 46mm 100 MD, Double knot and Double selvage.
- Code No.0.16, Mesh size 48mm 100 MD, Double knot and Double selvage.
- Code No.0.16, Mesh size 50mm 100 MD, Double knot and Double selvage.
- Code No.0.20, Mesh size 50mm 75 MD, Double knot and Double selvage.
- Code No.0.23, Mesh size 110mm 40 MD, Double knot and Double selvage.
- Code No.0.23, Mesh size 116mm 40 MD, Double knot and Double selvage.
- Code No.0.28, Mesh size 100mm 40 MD, Double knot and Double selvage.
- Code No.28, Mesh size 250mm 40 MD, Double knot and Double selvage.
- Code No.28, Mesh size 300mm 40 MD, Double knot and Double selvage.
- Code No.0.16, Mesh size 80mm 40 MD, Double knot and Double selvage.

Nylon Monofilament Gill Net

- Code No.0.28, Mesh size 200mm 40 MD, Double knot and Double selvage.

Nylon Multi-filament Net

- Code No.1/2", Mesh size 80mm, 50 MD, Double knot and Double selvage.
- Code No.1/2", Mesh size 1 ½", 50 MD, Double knot and Double selvage.
- Code No.1/2", Mesh size 3", 50 MD, Double knot and Double selvage.
- Code No.1/3", Mesh size 2", 50 MD, Double knot and Double selvage.
- Code No.1/3", Mesh size 3 1/3", 50 MD, Double knot and Double selvage.
- Code No.2/3", Mesh size 2 ½", 50 MD, Double knot and Double selvage.
- Code No.2/3", Mesh Size 4", 50 MD, Double knot and Double selvage.

ToR – 8 : Does the Scheme help the beneficiary in a way other than reducing his fishing kit cost? If yes, what are those?

Conclusion

There is no increase in frequency of fishing but there is an increase in catch per unit effort of fishing, reduction in borrowing from private financiers, increase in income thereby economic improvement. There is an increase in tangible and intangible income.

- Low input more profitability
- Beneficiary per capita income has increased. Hence, their standard of living also improved.
- Improvement in participation and involvement in the societal activity
- Improvement in sales of catch
- Farmers are now relatively independent in carrying out fishing activity.
- Increased income has boosted self-confidence to take up fish rearing activity.
- Reduction in financial burden for the purchase of kit.
- It has helped the beneficiaries to be self employed and has made them economically independent, empowered.
- For economically weak fisherman who do not own FISHERY REQUISITE KIT there is reduction of financial burden and increase in frequency of fishing
- Improved their profit
- Minimised / no transportation cost (reduction in cost of transportation)
- Encourage many fishermen to fishing and improved their financial status.

ToR -9 : What is the cost of the complete kit a fisherman has to have for fishing in the Inland Water of small ponds, tanks, reservoirs and flowing water bodies? Quantum of reduction in terms of cost of kit. Is it sufficient and desirable?

Conclusion

Complete Kit – Net (4 kg to 5 kg) of different mesh size and requisites comprising sinkers, floaters, head rope & bottom rope cost is around Rs.7375/- which is essential for fishing in tanks, reservoir, river.

Gillnets are used for fishing in ponds. Crates, weighing scale, ice box, bicycle and coracle are also essential.

Maximum subsidy amount under the scheme is Rs.10,000/-, hence beneficiaries receive FRK within the permitted limit.

The quantum of reduction in terms of cost of kit is 35% to 40% is based on the confirmed market price.

79% of implementing officers expressed subsidy amount is sufficient to carryout fishing activity.

21% have expressed subsidy amount is in-sufficient and in-adequate.

Quantum reduction in terms cost of 53 items varies from Rs.2/- to Rs.3,500/-

56% of beneficiaries have expressed kit provided is inadequate, 26% expressed as adequate and 18% did not respond.

DoF officials of Shivamogga (100%) and Mysuru Zone (65%) expressed kit provided is in-adequate.

The details of the cost of a complete kit required to carryout fishing activity is given vide Section– 4.

ToR – 10 : Whether the scheme has helped to enhance the frequency of fishing or catch per effort or the annual catch made by the beneficiary or any enhancement in the earnings and socio-economic conditions of the beneficiary? Details are discussed vide Section

Conclusion

FRK scheme has helped the beneficiaries in increasing catch per effort / annual catch (16 kgs / day from 12 kgs / day varies from zone to zone).

The scheme has not made any difference in increasing the frequency of fishing.

There is increase in earning of the BPL beneficiaries.

Annual fish catch has increased to 2147 kgs from 1608 kgs. and annual increase to Rs.0.91 lakhs from Rs.0.68 lakhs. Annual income varies from zone to zone, average annual increase in income is Rs.0.23 lakhs.

Various reasons for not achieving the exponential increase in catch per unit effort are tanks dry up during summer (March to August), decrease in water level in the dams.

The scheme has brought both tangible and intangible change in the socio-economic condition of the beneficiaries.

The details are discussed vide Section – 4.

ToR – 11 : Need to provide assistance to a beneficiary after three years of the first assistance as provided in the Scheme. Particularly, when there may be many who are not covered for the first time assistance itself. Details are discussed vide Section

Conclusion

During the year 2009-10 to 2013-14, 67 beneficiaries have received second time assistance.

There is a clear violation of scheme guidelines.

Fund has not been sanctioned and released as per the proposal.

At the zonal level funds allocation done randomly.

The details of second time assistance extended to the beneficiaries has been discussed vide Section – 5.

ToR – 12 : Whether the scheme is empowering the beneficiary or making him / her less confident and more dependent on the assistance of the government thereby disempowering him / her? Should the scheme be recommended for continuation on the finding of this Question? Details are discussed vide Section

Conclusion

Based on discussion with the beneficiaries, society, stakeholders and implementing officers the following observations are made:

1. Movement of fishermen between various locations within the basin and outside the basin is a common phenomenon which causes hardship for families in their social life as it involves in living in temporary settlement.
2. Two type of migratory fishermen, they are fishermen migrate on their own and fishermen brought by the contractors.
3. Dependency level on fisheries is decreasing, most of the fishermen feel that fishing is less remunerative uncertain, social stigma and diversification in to other occupation seems to be common.

The average catch per unit has increased to around 2150 kgs from 1600 kgs and annual earning has increased to Rs.91,000/- from Rs.68,000/-. There is a marginal increase in earning.

The average increase in the income of the beneficiaries is in the order of Rs.22,845/- per annum.

The fishermen are more dependent on the assistance of the government.

90% of the beneficiaries have recommended for scheme continuation.

86% of implementing officials have opined for scheme continuation.

During our interaction with the beneficiaries, 36% have expressed that before FISHERY REQUISITE KIT scheme was introduced they use to weave their own net which would last less than 6 months due to ware and tare during fishing, in order to continue fishing activity. They

also informed that they would take hand loan from private money lenders (35%), sharing among the members (13%), rental basis (12%), supplied by the tank owners (2%) and availed net under various government schemes (2%). The percentage of taking hand loan is in the range of 25% to 42%, own weaving of net in the range of 7% to 58%, sharing among members in the range of 8% to 23%, rental basis in the range of 3% to 34%, supplied by the tank owner in the range of 2% to 11% and availed under other government scheme or any other in the range of 1% to 6%.

The scheme has empowered the fishermen and fishing folk in general to continue the fishing activity for their livelihood, which has increased their income. There is a dependency of the fishermen to avail quality net and requisites in time otherwise these men use to borrow money from private money lenders / middlemen by paying high rate of interest. The scheme has definitely helped the fishermen in reducing borrowing from money lenders and there is marginal increase in income. Dept.of Fisheries officials, FCS office bearers and FGD it is found that there is a demand for FISHERY REQUISITE KIT scheme and for the scheme continuation as it is beneficial. In view of this, FISHERY REQUISITE KIT scheme is recommended for continuation.

FRK scheme has helped them in reducing borrowing by paying high rate of interest from money lenders, reduction in dependency on net supplied by the tank owners, reduction in hiring nets. The scheme has empowered to BPL fishermen.

Fishermen who borrow finance from money lenders or weave their own net also depend on government assistance as the life of the kit is short and it reduces the investment on net it does not mean it has dis-empowered and not depending on the government but they depend on FRK scheme for financial benefit, timely supply and availability of quality kit.

86% implementing officers recommended for scheme continuation and 90% beneficiaries recommended for scheme continuation, 100% FCS have recommended.

The details are discussed vide Section – 5.

ToR – 13 : What factors have contributed for not achieving the intended outputs of the Scheme, if any? Details are discussed vide Section

Conclusion

The purpose of implementation of FRK Scheme by DoF was to assist the poor and the traditional fishermen carrying out fishing activity in traditional method were given net and requisites useful to carry out fishing activity on daily basis for economic development through self-employment for their living.

The fishermen use to borrow money from Bank, middlemen, contractors and money lenders at high rate of interest and were exploited. To mitigate exploitation and drudgery FRK scheme was implemented. However, borrowing from money lenders has not totally stopped as 42% of beneficiaries borrow from the money lenders and 35% have expressed they would borrow money from the money lenders if they are not covered under the scheme.

Section – 11 : Reflections & Conclusions

11.1 Reflections

The department of fisheries has taken many initiatives to increase state inland water fish production and started many programmes for increasing employment opportunities. The major programmes initiated under inland fisheries development includes assistance for construction of fish pond, development of fish sanctuaries and intensive fish culture development through Fish Farmer Development Agency (FFDA). Due to these programmes, the state inland water fish production has increased.

Due to increase in fish production the department has taken various schemes including self-employment programme. The Department of Fisheries started FISHERY REQUISITE KIT scheme in the year 2009-10 with the objective to assist inland water fishermen in purchase of nets and other fishing requisites as the fishermen use to loose nets and requisites very often due to floods in river and reservoir and also to reduce the burden of fishermen in purchase of kit and requisites from private money lender by paying more price.

During our discussion with the Department officials, Fishermen Co-operative Societies and other stakeholders, with regard to supply of quality, quantity, life of the kit and supply kit intime the opinion of them in effective implementation and fulfilling the objective of the schemes are discussed and the same is incorporated in various chapters.

It is found that, net and requisites (complete set) were not provided to the beneficiaries as per their need instead whatever material were available in the district / taluk level were distributed to them not in accordance with their need and requirement. The details of items received by the beneficiaries under FISHERY REQUISITE KIT scheme are discussed. Accordingly, 4% of the fishermen informed that they were under pressure to choose items viz., fibre glass boat, nylon multi filament net, net of their not choice.

During interaction with the beneficiaries, it was found that sufficient number of sinkers, nylon head rope and bottom rope were not provided hence, in order to carry out fishing activity the beneficiaries have to purchase balance items required by borrowing money from the private money lenders.

During our discussion with the beneficiaries they have expressed need for the fibre glass coracle, ice box, two wheeler, weighing scale, fibre glass boat. The beneficiaries have demanded for appropriate mesh size net and requisites based on the type of water body, net and requisites should include required quantity of head and bottom rope, sinker and float.

26% of beneficiaries have expressed FISHERY REQUISITE KIT is adequate and 56% expressed FISHERY REQUISITE KIT provided is inadequate and 19% have not responded.

The beneficiaries have expressed preference on the items distributed based on their requirement. According to the data analysis it is found that some of the items are not preferred such as, Nylon Dragnet, Nylon Monofilament Net, Nylon Monofilament Gill Net and Nylon Multi Filament Net of different mesh size.

Fishermen in Focus Group Discussion informed that net and requisites are not distributed during peak season, hence they could not take up fishing activity during peak season thereby their income has not increased as expected. DoF officials have not distributed FISHERY REQUISITES KIT during peak season. 66% have expressed dis-satisfaction on the quality of items supplied. Fishermen expressed their dis-satisfaction for not providing sufficient quantity of sinkers. 68% of beneficiaries of all the zones have expressed the life of FISHERY REQUISITE KIT supplied is less than six months. 22% have expressed between 6 months to one year.

11.2 Conclusions

- Government Order on criteria for selection and rejection of application, scheme implementation procedure is not full-fledge, clear and complete.
- Scheme is not implemented based on demand survey of traditional and inland fishermen, requirement of net and requisites to suit fishing in pond, tank, reservoir and river.
- Beneficiaries are not provided with adequate quantity, quality and appropriate size net and requisites for fishing which has not prevented them from borrowing.
- During selection of beneficiaries, priorities are not given for traditional and BPL fishermen.
- Distributed fair quality of net and requisites.
- Violation of guideline by extending second time assistance within three years to the same beneficiaries.
- Frequency of fishing has not increased.
- Average catch per unit effort has marginally increased.
- FISHERY REQUISITE KIT distributed and demand does not match.
- By and large the objective of the scheme has been fulfilled by way of increasing self-employment, income generation, empowerment, life style, etc.
- The scheme has created positive impact.
- The scheme has covered almost active fishermen and impacted their living condition.
- FISHERY REQUISITE KIT distributed was utilized for the purpose for which it was provided.

- There is transparency in identification of beneficiaries by following scheme guidelines.

The scheme has created self-employment for the beneficiaries making them more confident and dependent on assistance of government thereby empowering them. If government assistance is not given, the fishermen would borrow money from the private money lenders in order to continue fishing activity for their livelihood, it does not mean that they are less confident, more dependent on government assistance, thereby disempowering them but for the financial benefit, availability of fair quality kit in time and marginal increase in the profit, catch per unit effort of fishing, increase in tangible and intangible income, the beneficiaries depend on the scheme. In view of this, FISHERY REQUISITE KIT scheme is recommended for continuation.

Section – 12 : Recommendations

In order to make Dept.of Fisheries scheme “Distribution of Fisheries Requisites Kit” effective Scheme in empowering beneficiaries, reduction in borrowing from the private money lenders and FISHERY REQUISITE KIT cost, catch per unit effort, frequency of fishing, enhancement in earning, self-employment and socio-economic condition. Based on the discussion held with the beneficiaries, stakeholders, Dept.of Fisheries officials and implementing officers viz., Director, JDs, DDs, SADs, ADs Grade-1 and 2, FCS, Focus Group Discussion (FGD), elected representatives. Visit to FCS, Spot visit to reservoirs, tanks, GP tanks, Dept. tanks, riverine, dams etc., where fishing activity is carried out.

In this evaluation, as per Terms of Reference (ToR) 1 to14, each ToR has been dealt in detail observation, suggestion and conclusion for consideration to make the scheme successful with a view to address issues with regard to implementation of the scheme and practicable recommendations has been putforth for due consideration.

12.1 Recommendations

12.1.1 Short term

- Periodic and Random Quality check to assess quality of FISHERY REQUISITE KIT distributed in the certified laboratories.
- Re-look criteria for selection of the beneficiaries, guidelines, taking opinion of implementing officers and other stake holders.
- Maintenance of data at Taluk, District, Zone, Head Office regarding information of beneficiaries such as date of distribution of FISHERY REQUISITE KIT, items distributed quantity and specification.
- GPS data for traceability, accountability, periodic monitoring etc.,

12.1.2 Long term

- There can be two schemes, one for Below Poverty Line (BPL) and another for Above Poverty Line (APL). BPL can be given bigger kits than APL.
- Increase the quantum of assistance of FISHERY REQUISITE KIT from Rs.10,000/- to Rs.25,000/- for beneficiaries Below Poverty Line and Rs.20,000/- for beneficiaries Above Poverty Line.
- Kits to be re-designed in consultation with the fishermen and also net size.
- Separate guideline has to be formulated for coastal inland fishermen.
- The kit needs to be re-designed to suit different water bodies such as pond, tank, reservoir and the river.
- Continue FISHERY REQUISITE KIT SCHEME.

12.1.3 Recommendation requiring Change in Policy

- Survey of BPL / traditional fishermen and fishermen in general to know the actual number of inland fishermen in the state.
- Demand assessment survey to be conducted in order to know the water bodies, and availability of water to carry out fisheries activity.
- Demand assessment survey to assess appropriate, quantum, quality and quantity of FISHERY REQUISITE KIT requirement.
- Comprehensive policy for overall development of fishermen and increase in fish production.
- It is suggested that, regular training may be given to the stakeholders including Fishermen, Elected representatives, Government functionaries for effective implementation of project.
- Women may be encouraged to participate in Fishing Activities.
- For monitoring the projects appropriate technology (IT/MIS/GIS) may be used.
- Apart from impact evaluations, concurrent evaluation of the programme should also be entrusted on regular intervals to assess mid-term modification of the programmes.

List of Annexures

Annexure No.	Particulars
1	Details of Managing FISHERY REQUISITE KIT before availing Benefit from Dept.of Fisheries under FISHERY REQUISITE KIT Scheme
2	Abstract of Tanks
3	List of active Fishermen Co-operative Societies
4	Government Order No. 105 «ÄÄEAIÉÆÄ 2009, "ÉAUÀ¼ÄÆgÄÄ, ç£ÁAPÀ 16.07.2009
5	Government Order No. 143 «ÄÄEE 2012, "ÉAUÀ¼ÄÆgÄÄ, ç£ÁAPÀ 13.08.2013
6	Physical & Financial Progress during Study Period (2009-10 to 2013-14)
7	Physical Coverage during Study Period (2009-10 to 2013-14) Target, Approval & Sanction
8	Financial Coverage during Study Period (2009-10 to 2013-14) Target, Sanction & Release
9	Selection Criteria of Beneficiaries regarding Transperancy, Fareness and Acceptability
10	Selection Criteria and Guidelines followed by Dept. of Fisheries
11	Implementing Officers Opinion on Criteria for Selection of Beneficiaries
12	Pressure to choose FISHERY REQUISITE KIT Items
13	Details of Items received under FRK
14	Details of Fishery Requisite Kit with Specification
15	Statement of Increase in Frequency, Catch Per Effort and Earning before and after supply of FISHERY REQUISITE KIT
16	Details of Opinion of Dept.of Fisheries Officials on Scheme Continuation
17	Beneficiaries' Opinion on Scheme Continuation
18	Details of FRK items selected as per KTPP
19	Comparative Statement

Annexure No.	Particulars
20	Opinion of Beneficiaries on adequacy of FISHERY REQUISITE KIT
21	Year-wise Details and Opinion of Dept.of Fisheries officials on Availability of FISHERY REQUISITE KIT (Study Period)
22	Opinion of Beneficiaries of quality of FISHERY REQUISITE KIT supplied
23	Opinion of FCS on Quality of FISHERY REQUISITE KIT
24	Pressure to Choose FISHERY REQUISITE KIT Items
25	Demand for the Kit Items from the Beneficiaries
26	Opinion of DoF Officials on Demand for the Kit Items by the Beneficiaries
27	Details of Least Preferred Items of FRK and items of kit to be done away with
28	Details of target, application received and sanctioned during Study Period (2009-10 to 2013-14)
29 (a)	Questionnaire for End Beneficiary (Fisher Folk)
29 (b)	Schedule for Implementing Agency (DoF)
29 (c)	Schedule for FCS & Other Stakeholders
30	Zone-wise, District-wise Details of Sample Beneficiaries
31	Gender-wise Beneficiary Distribution during Study Period (2009-10 to 2013-14)
32	Social Category of Beneficiary covered during Study Period (2009-10 to 2013-14)
33	Details of Beneficiaries as per Social Category
34	Details of Members of FCS
35	Details of Fisheries Co-operative Societies and Department of Fishery Officers Contacted during Field Visit
36	Distribution of Beneficiaries according to Water Resource Type (2009-10 to 2013-14)
37	Consolidated Observation
38	Consolidated Suggestion
	Photograph

Annexure - 1

**Details of Managing FISHERY REQUISITE KIT before availing Benefit from
Dept.of Fisheries under FISHERY REQUISITE KIT Scheme**

Sl. No.	Name of the Taluk	How did you manage FISHERY REQUISITE KIT before enrolling					
		Own Weaving	Hand loan	Sharing among members	Rental basis	Supplied by the tank owner	Availed under other Govt scheme or any other
	Bengaluru Division						
1	Doddaballapura	12	11	8	8	0	0
2	Magadi	1	23	1	3	0	1
3	Kanakapura	7	2	0	0	0	0
4	Bengaluru North	12	5	5	3	0	0
5	Bengaluru East	10	12	5	0	0	0
6	Kolar	5	15	0	0	0	10
7	Malur	10	15	5	0	0	0
8	Mulbagal	3	6	5	0	0	7
9	Srinivasapura	15	10	4	0	0	0
10	Gauribidnur	10	6	5	6	2	0
11	Madhugiri	8	5	5	0	0	0
12	Koratagere	15	5	0	0	4	0
	Total	108	115	43	20	6	18
	%age	38	41	15	7	2	6
	Balagavi Divison						
13	Belagavi	18	5	0	0	0	0
14	Hukkeri	9	9	0	0	0	0
15	Raibagh	18	4	0	0	0	0

Sl. No.	Name of the Taluk	How did you manage FISHERY REQUISITE KIT before enrolling					
		Own Weaving	Hand loan	Sharing among members	Rental basis	Supplied by the tank owner	Availed under other Govt scheme or any other
16	Khanapur	5	10	0	0	0	0
17	Basavana Bagewadi	7	7	5	0	0	0
18	Muddebihal	6	5	5	0	0	0
19	Badami	5	12	3	0	0	0
20	Hunagunda	7	7	8	0	0	0
21	Dharwad	8	10	9	8	0	0
22	Kalaghatagi	20	5	5	6	1	0
23	Ranebennur	12	3	9	8	12	3
24	Naragunda	9	8	12	3		
	Total	124	85	56	25	13	3
	%age	69	47	31	14	7	2
	Mysuru Division						
25	Hunsur	2	10	2	5	0	2
26	Nanjangud	15	10	5	0	0	0
27	Maddur	30	0	0	0	0	0
28	Somavarapete	20	0	0	0	0	0
29	Yalandur	8	5	3	2	0	0
30	Chamarajanagar	9	6	6	2	0	0
	Total	84	31	16	9	0	2
	%age	65	24	12	7	0	2
	Ballari Division						
31	Hospet	12	11	10	4	0	2
32	Koppal	9	10	4	0	0	15

Sl. No.	Name of the Taluk	How did you manage FISHERY REQUISITE KIT before enrolling					
		Own Weaving	Hand loan	Sharing among members	Rental basis	Supplied by the tank owner	Availed under other Govt scheme or any other
33	Basavakalyan	12	12	12	0	0	0
34	Humnabad	9	6	5	0	0	0
35	Lingasugur	6	10	4	0	0	0
36	Kalaburagi	5	2	4	0	0	0
37	Afzalpur	8	5	0	0	0	0
38	Chittapur	8	8	2	0	0	0
39	Jewargi	4	5	4	0	0	0
40	Sedam	9	5	0	0	0	0
41	Shahapur	18	5	0	0	0	0
	Total	100	79	45	4	0	17
	%age	47	37	21	2	0	8
Uttara Kannada Division							
42	Karwar	6	2	5	2	2	0
43	Sirsi	0	3	4	4	0	0
44	Kumta	0	1	1	0	0	0
45	Ankola	0	7	7	2	3	0
46	Haliyal	2	7	5	0	0	0
	Total	8	20	22	8	5	0
	%age	15	37	41	15	9	0
Shivamogga Division							
47	Kadur	5	4	3	3	4	0
48	Tarikere	4	5	10	4	4	0
49	Hassan	3	4	0	0	0	0
50	Arsikere	10	15	1	3	0	0

Sl. No.	Name of the Taluk	How did you manage FISHERY REQUISITE KIT before enrolling					
		Own Weaving	Hand loan	Sharing among members	Rental basis	Supplied by the tank owner	Availed under other Govt scheme or any other
51	Shikaripur	10	12	10	5	5	0
52	Harihar	5	4	3	4	5	4
53	Holalkere	3	4	5	4	3	4
	Total	40	48	32	23	21	8
	%age	38	46	30	22	20	8
	Grand Total	464	378	214	89	45	48
	%age	48	39	22	9	5	5

Abstract of Tanks

Sl.No.	Zone	District	Water Resource Type						ನದಿ ಭಾಗ	
			ಇಲಾಖೆ ಕೆರೆ		ಗ್ರಾಮ ಪಂಚಾಯತಿ ಕೆರೆ		ಜಲಾಶಯ		Total Tanks	Length (in Km)
			Total Tanks	WSA (in Hec)	Total Tanks	WSA (in Hec)	Total Tanks	WSA (in Hec)		
1	ಬೆಂಗಳೂರು	ಬೆಂಗಳೂರು (ಗ್ರಾ)	101	6068.31	0	0.00	0	0.00	8	42
2		ಚಿಕ್ಕಬಳ್ಳಾಪುರ	215	11498.23	0	0.00	0	0.00	0	0
3		ಬೆಂಗಳೂರು (ನಗರ)	169	5474.56	2	10.31	2	2322.00	0	0
4		ಕೋಲಾರ	135	11195.21	0	0.00	2	472.00	0	0
5		ರಾಮನಗರ	99	4018.71	1	9.00	4	1857.98	0	0
6		ತುಮಕೂರು	401	31373.39	0	0.00	4	3078.00	0	0
7	Total		1120	69628.41	3	19.31	12	7729.98	8	42
7	ಶಿವಮೊಗ್ಗ	ಶಿವಮೊಗ್ಗ	446	5606.01	5	78.79	8	36843.00	7	194
8		ಚಿಕ್ಕಮಗಳೂರು	86	4374.09	0	0.00	2	11634.00	0	0
9		ಚಿತ್ರದುರ್ಗ	175	18248.79	0	0.00	3	9753.00	3	2.75
10		ದಾವಣಗೆರೆ	122	7308.03	1	30.34	2	3297.50	7	118
11	Total		829	35536.92	6	109.13	15	61527.50	17	314.75
11	ಬೆಳಗಾವಿ	ಬೆಳಗಾವಿ	219	3399.32	0	0.00	5	22922.00	7	219
12		ಬಿಜಾಪುರ	159	5827.71	0	0.00	3	110780.00	8	148
13		ಧಾರವಾಡ	124	1726.91	0	0.00	1	490.00	0	0
14		ಗದಗ	30	1506.88	0	0.00	0	0.00	0	0
15		ಹಾವೇರಿ	193	5443.32	0	0.00	1	183.00	16	165
16		ಬಾಗಲಕೋಟೆ	42	1988.52	0	0.00	0	0.00	0	0
17	Total		767	19892.66	0	0.00	10	134375.00	31	532
17	ಮೈಸೂರು	ಮೈಸೂರು	100	4144.11	0	0.00	3	8585.00	11	197
18		ಹಾಸನ	166	9489.28	0	0.00	3	11657.94	6	97
19		ಕೊಡಗು	9	17.83	9	11.02	2	1991.00	9	138
20		ಮಂಡ್ಯ	178	11489.96	0	0.00	4	13114.00	24	223.25
21		ಚಾಮರಾಜನಗರ	92	5645.60	0	0.00	3	885.00	5	76.1
22	Total		545	30786.78	9	11.02	15	36232.94	55	731.35
22	ಬಳ್ಳಾರಿ	ಬಳ್ಳಾರಿ	74	7336.31	11	493.37	3	39303.00	1	93
23		ಬೀದರ್	92	2295.62	0	0.00	3	6687.00	0	0
24		ರಾಯಚೂರು	80	3004.35	0	0.00	3	665.00	9	220
25		ಝಬ್ಬರ್ಗ	82	3207.03	0	0.00	6	3990.30	9	374
26		ಯಾದಗಿರಿ	74	2674.35	4	151.45	2	245.20	16	522
27		ಕೊಪ್ಪಳ	49	2224.52	0	0.00	5	1643.00	3	60
28	Total		451	20742.18	15	644.82	22	52533.50	38	1269
28	ಮಂಗಳೂರು	ಉಡುಪಿ	5	53.23	0	0.00	0	0.00	0	0
29	Total		5	53.23	0	0.00	0	0.00	0	0
29	ಕಾರವಾರ	ಉತ್ತರಕನ್ನಡ	86	1133.39	0	0.00	4	18039.00	4	86
30	Total		86	1133.39	0	0.00	4	18039.00	4	86
	Grand Total		3803	177773.57	33	784.28	78	310437.92	153	2975.1

List of Co-operative Societies

ಕ್ರ. ಸಂ.	ಮೀನುಗಾರಿಕೆ ಸಹಕಾರ ಸಂಘದ ಹೆಸರು ಮತ್ತು ಪೂರ್ಣ ವಿಳಾಸ (ತಾಲ್ಲೂಕು ಮತ್ತು ಜಿಲ್ಲೆ ಒಳಗೊಂಡಂತೆ)
(1) ಬಳ್ಳಾರಿ ಜಿಲ್ಲೆ	
1	ಕನಕದುರ್ಗಮ್ಮ ಮೀನುಗಾರರ ಸ.ಸಂ.ನಿ. ಕೆ.ಎಂ.ಎಪ್. ಎದರು 25ನೇ ವಾರ್ಡ್ ಕೊಳಗಲ್ ರಸ್ತೆ, ಬಳ್ಳಾರಿ
2	ಮೀನುಗಾರರ ಸ.ಸಂ.ನಿ. ತೆಕ್ಕಲಕೋಟೆ
3	ವೃತ್ತಿ ಪರಮೀನುಗಾರರ ಸ.ಸಂ.ನಿ ಹೊಸದಯೋಜಿ
4	ಮೀನುಗಾರರ ಸಹಕಾರ ಸಂಘ ನಿ. ಕಮಲಾಪುರ
5	ಕಂಪ್ಲಿ ಫಿರ್ಕಾ ಫಿಶರಮನ್ ಸಹಕಾರ ಸಂಘ ನಿ. ಕಂಪ್ಲಿ
6	ಐ.ಬಿ.ಸಿ.ರಿಜರ್ಮಾಯರೆ ಫಿಶರಮನ್ ಸಹಕಾರ ಸಂಘ ನಿ. ಐ.ಬಿ.ಡ್ಯಾಂ
7	ಮೀನುಗಾರರ ಸಹಕಾರ ಸಂಘ ನಿ. ಮರಿಯಮ್ಮನಹಳ್ಳಿ
8	ಮೀನುಗಾರರ ಸಹಕಾರ ಸಂಘ ನಿ. ಸ್ವಾತಿಕುಂಟೆ ಬುಕ್ಕಸಾಗರೆ
9	ಹೂವಿನಗಡಗಲ ಮೀನುಗಾರರ ಸಹಕಾರ ಸಂಘ ನಿ. ಹೂವಿನಹಡಗಲ
10	ಶ್ರೀ ದುರ್ಗಾದೇವಿ ಮೀನುಗಾರರ ಸಹಕಾರ ಸಂಘ ನಿ. ಬೀತ್ಯಾತಂಡಾ
11	ಮೀನುಗಾರರ ಸ.ಸಂ.ನಿ. ಗುಂಡಮುಣಗು
12	ಗಂಗಾಪರಮೇಶ್ವರಿ ಮೀ.ಸ.ಸಂ.ನಿ. ಕೊಟ್ಟೂರು
13	ಶ್ರೀ ಆಂಜನೇಯ ಸ್ವಾಮಿ ಮೀನು ಗಾರರ ಸ.ಸಂ.ನಿ. ಗಂಡಬೋಮ್ಮನಹಳ್ಳಿ
14	ಶ್ರೀ ಗಂಗಾಂಭಿಕ ಮೀ.ಸ.ಸಂ.ನಿ. ಅಲ್ಲಪುರ
(2) ಕೊಪ್ಪಳ ಜಿಲ್ಲೆ	
1	ತುಂಗಭದ್ರ ಮೀನುಗಾರರ ಸಹಕಾರ ಪತ್ರಿಕೆ ಸಂಘ ನಿ. ಕೆರೆಹಳ್ಳಿ ತಾ ಜಿ ಕೊಪ್ಪಳ
2	ಕೊಪ್ಪಳ ಮೀನುಗಾರರ ಸಹಕಾರ ಸಂಘ ನಿ. ಕೊಪ್ಪಳ ಮುಟ್ಟಕೇರಿ ಓಣಿ ಕೊಪ್ಪಳ ತಾ ಜಿ ಕೊಪ್ಪಳ
3	ಶ್ರೀ ಗಂಗಾವೇಲಿ ಹಿರೇಹಳ್ಳಿ ಜಲಾಶಯ ಮೀನುಗಾರರ ಸಹಕಾರ ಸಂಘ ನಿ. ಮುದ್ದುಪುರ ಸಾ ಕಿನ್ನಾಳ ತಾ ಜಿ ಕೊಪ್ಪಳ
4	ಮೀನುಗಾರರ ಸಹಕಾರ ಸಂಘ ನಿ. ಯರಡೋಣ ತಾ ಗಂಗಾವತಿ ಜಿ ಕೊಪ್ಪಳ
5	ಮೀನುಗಾರರ ಸಹಕಾರ ಸಂಘ ನಿ. ಕನಕಗಿರಿ ತಾ ಗಂಗಾವತಿ, ಜಿ ಕೊಪ್ಪಳ
6	ತುಂಗಭದ್ರ ಮೀನುಗಾರರ ಸಹಕಾರ ಸಂಘ ನಿ. ಅಯೋಧ್ಯಾ ತಾ ಗಂಗಾವತಿ ಜಿ ಕೊಪ್ಪಳ
7	ಮೀನುಗಾರರ ಸಹಕಾರ ಸಂಘ ನಿ. ಗಂಗಾವತಿ ಜಿ.ಎಂ.ಕೆ ಹೌಸ್ ಕಲ್ಕುರ ಹತ್ತಿರ ಗಂಗಾವತಿ ತಾ ಗಂಗಾವತಿ ಜಿ ಕೊಪ್ಪಳ
8	ಶ್ರೀ ಸಾಯಿಬಾಬಿ ಮೀನುಗಾರರ ಸಹಕಾರ ಸಂಘ ನಿ. ಬಿಪ್ರ, ಸಾಯಿನಗರ ತಾ ಗಂಗಾವತಿ ಜಿ ಕೊಪ್ಪಳ
9	ಮೀನುಗಾರರ ಸಹಕಾರ ಸಂಘ ನಿ. ಯಲಬುರ್ಗಾ ಮೀನಾಕ್ಷಿ ನಗರ ಯಲಬುರ್ಗಾ ತಾ ಯಲಬುರ್ಗಾ ಜಿ ಕೊಪ್ಪಳ
10	ಮೀನುಗಾರರ ಸಹಕಾರ ಸಂಘ ನಿ. ಹೊಸಳ್ಳಿ ತಾ ಕುಷ್ಟಗಿ ಜಿ ಕೊಪ್ಪಳ
11	ಮೀನುಗಾರರ ಸಹಕಾರ ಸಂಘ ನಿ. ನಿಲೋಗಲ್ ತಾ ಕುಷ್ಟಗಿ ಜಿ ಕೊಪ್ಪಳ
12	ಶ್ರೀ ಶ್ಯಾಮಿದಲಿ ಮೀನುಗಾರರ ಸಹಕಾರ ಸಂಘ ನಿ. ತಾವರಗೇರಾ ತಾ ಕುಷ್ಟಗಿ ಜಿ ಕೊಪ್ಪಳ
(3) ಬೀದರ್ ಜಿಲ್ಲೆ	
1	ಲಕ್ಷ್ಮೀ ಮೀನುಗಾರಿಕೆ ಸ.ಸಂ.ನಿ. ದುಬಲಗುಂಡಿ
2	ಜನತಾ ಮೀನುಗಾರಿಕಾ ಸ.ಸಂ.ನಿ. ಹುಮನಾಬಾದ
3	ಕಾರಂಜಾ ಮೀನುಗಾರರ ಉತ್ಪಾದನಾ ಮತ್ತು ಮಾರಾಟ ಸ.ಸಂ.ನಿ.ಬ್ಯಾಲಹಳ್ಳಿ
4	ಮೀನುಗಾರಿಕೆ ಸಹಕಾರ ಸಂಘ ನಿ. ಮೆಹಕರ
5	ಮೀನುಗಾರಿಕೆ ಸಹಕಾರ ಸಂಘ ನಿ. ಭಾಲ್ಕಿ
6	ಬಸವಕಲ್ಯಾಣ ಮೀನುಗಾರಿಕಾ ಸ.ಸಂ.ನಿ. ಬಸವಕಲ್ಯಾಣ
7	ಶ್ರೀ ಗಂಗಾಮಾತಾಸ್ವರು ಮೀನುಗಾರಿಕೆ ಸ.ಸಂ.ನಿ. ಬಸವಕಲ್ಯಾಣ
8	ಮುಲ್ಲಾಪುರಿ ಮೇಲ್ಮಂಡ ಮೀನುಗಾರಿಕಾ ಸ.ಸಂ.ನಿ.ಶರಣನಗರ ಕಿಣ್ಣಿ
9	ಮೀನುಗಾರಿಕಾ ಸ.ಸಂ.ನಿ. ಮೋರಖಂಡಿ
10	ಚುಕತಿನಾಲಾಹರಿಜನ/ಗಿರಿಜನ/ಮೀನುಗಾರರ ಸ.ಸಂ.ನಿ. ಬೇಲೂರ್
11	ಚುಕತಿನಾಲಾ ಮೀನುಗಾರರ ಸ.ಸಂ.ನಿ. ಧನ್ನೂರಾ

12	ಮೀನುಗಾರಿಕಾ ಸ.ಸಂ.ನಿ. ಹೆರಾಡ್
13	ಮೀನುಗಾರಿಕಾ ಸ.ಸಂ.ನಿ. ಬೀದರ
14	ಮುಖ್ಯೇಂದ್ರನಾಥ್ ಮೀನುಗಾರಿಕೆ ಸಹಕರ ಸಂಘ ನಿ.
15	ನ್ಯೂ ಮಾಡೆಲ್ ಬ್ಯಾರವಾಡ್ ಕ್ಯಾಂಪ್ ಎಸ್.ಪಿ/ಎಸ್ಸಿ/ಮೀನುಗಾರರ ಸ.ಸಂ.ನಿ.
16	ಜಿಜ್ಞೆ ಭವಾನಿ ಮೀನುಗಾರರ ಸಹಕರ ಸಂಘ ನಿ. ಬಾವಲಗಾವ
17	ಮಹಾ ಶಕ್ತಿ ಪಾದಿ ಮೀನುಗಾರರ ಸಹಕರ ಸಂಘ(ನಿ)
18	ಶ್ರೀ ಅಂಜಗರ ಬೆಂಟ್ಲೆ ಬೋಕರಿ ಕೋಳಿ ಮೀನುಗಾರರ ಸಂಘ (ನಿ) ನಿರೋದಾ
19	ಹಿಂದುಳಿದ ವರ್ಗಗಳ ಪರಿಶಿಷ್ಟ ಜಾತಿ ಹಾಗೂ ಪರಿಶಿಷ್ಟ ಪಂಗಡ ಬ್ಯಾಂಕ್ ವರ್ಡ್ ಕ್ಲಬ್ ವರ್ಗಗಳ ಮೀನುಗಾರರ ಸಹಕರ ಸಂಘ(ನಿ) ಹೊನ್ನೀಕೇರಿ
20	ವಾಲ್ಮೀಕಿ ಪೈಪಿ ಮೀನುಗಾರರ ಸಹಕರ ಸಂಘ ನಿಯಮಿತ ಬೀರಿ(ಬಿ)

(4) ಗುಲಬರ್ಗಾ ಜಿಲ್ಲೆ ✓

1	ಆಗ್ನಿನಾಥ ಮೀನುಗಾರಿಕೆ ಸಹಕರ ಸಂಘ [ನಿ] ಆಳಂದ
2	ಶ್ರೀ ಶ್ರೀಪತಿ ಮೀನುಗಾರಿಕೆ ಸಹಕರ ಸಂಘ [ನಿ] ಹಿತ್ತಲಶಿರೂರ
3	ಮೀನುಗಾರಿಕೆ ಸಹಕರ ಸಂಘ [ನಿ] ಮಲ್ಲೂರು
4	ದಲಿತ ವರ್ಗದ ಮೀನುಗಾರಿಕೆ ಸಹಕರ ಸಂಘ [ನಿ] ನೀಲೂರು
5	ಮೀನುಗಾರಿಕೆ ಸಹಕರ ಸಂಘ [ನಿ] ಬಂದರವಾಡ
6	ಪರಕತವಾರ ಮೀನುಗಾರಿಕೆ ಸಹಕರ ಸಂಘ [ನಿ] ಗುಲಬರ್ಗಾ
7	ದಲಿತ ವರ್ಗದ ಮೀನುಗಾರಿಕೆ ಸಹಕರ ಸಂಘ [ನಿ] ಹರನೂರ
8	ಮೀನುಗಾರಿಕೆ ಸಹಕರ ಸಂಘ [ನಿ] ಚಿವ್ವಣ ತಾಂಡಾ ಕಮಲಾಪುರ
9	ಮಹಿಳಾ ಮೀನುಗಾರಿಕೆ ಸಹಕರ ಸಂಘ[ನಿ] ಭೂಂಯಾರ
10	ಮೀನುಗಾರಿಕೆ ಸಹಕರ ಸಂಘ [ನಿ] ಮಹಾಗಾವ
11	ಭೋಸಗಾ ಕೆರೆ ಅಭಿವೃದ್ಧಿ ಸಂಘ ಭೋಸಗಾ
12	ಮೀನುಗಾರಿಕೆ ಸಹಕರ ಸಂಘ [ನಿ] ಕಟ್ಟನಂಗಾವಿ
13	ಹಯಲಕ್ಷ್ಮಿ ಮೀನುಗಾರಿಕೆ ಸಹಕರ ಸಂಘ [ನಿ] ನರನಾಳ
14	ಮೀನುಗಾರಿಕೆ ಸಹಕರ ಸಂಘ [ನಿ] ಬೆಡನೂರು ಎಂ. ತಾಂಡಾ
15	ಧನಲಕ್ಷ್ಮಿ ಮೀನುಗಾರಿಕೆ ಸಹಕರ ಸಂಘ [ನಿ] ಕುಂದನೂರ
16	ಮಹಿಳಾ ಮೀನುಗಾರಿಕೆ ಸಹಕರ ಸಂಘ [ನಿ] ಅಣಕೇರಿ
17	ಹೈ ಜಗದಂಬಾ ಮೀನುಗಾರಿಕೆ ಸಹಕರ ಸಂಘ [ನಿ] ಶಹಾಬಾದ
18	ಕಾಗಿನಾ ಮೀನುಗಾರಿಕೆ ಸಹಕರ ಸಂಘ [ನಿ] ಮೆಳಬೀಡ

(5) ರಾಯಚೂರು ಜಿಲ್ಲೆ ✓

1	ಶ್ರೀ ಮಹಿಮಾ ಮೀನುಗಾರರ ಸಹಕರ ಸಂಘ(ನಿ) ಉಮಲೂರು ತಾ ಸಿಂಧನೂರು
2	ಮೀನುಗಾರರ ಉತ್ಪನ್ನ ಮತ್ತು ಮಾರಾಟ ಸಹಕರ ಸಂಘ(ನಿ) ಆರ್.ಹೆಚ್.ಕಾಲೋನಿ ನಂ.3 ತಾ ಸಿಂಧನೂರು
3	ಲಕ್ಷ್ಮಿ ಮೀನುಗಾರರ ಸಹಕರ ಸಂಘ (ನಿ) ಛಾವಣಿ ತಾ ಅಂಗಸೂಗೂರು
4	ಮೀನುಗಾರರ ಸಹಕರ ಸಂಘ (ನಿ) ಚಿತ್ತಾಪುರ ತಾ ಅಂಗಸೂಗೂರು
5	ಸಂಗಮೇಶ್ವರ ಮೀನುಗಾರರ ಸಹಕರ ಸಂಘ (ನಿ) ಜಲದುರ್ಗ ತಾ ಅಂಗಸೂಗೂರು
6	ಮೀನುಗಾರರ ಸಹಕರ ಸಂಘ (ನಿ) ರಾಮದುರ್ಗ ತಾ ದೇವದುರ್ಗ
7	ತಿರುಮಲ ತಿಮ್ಮಪ್ಪ ಮೀನುಗಾರರ ಸಹಕರ ಸಂಘ(ನಿ) ಚಿನ್ನಾಪುರ ತಾ ದೇವದುರ್ಗ
8	ಗಂಗಾಮತಸ್ಥರ ಮಹಿಳಾ ಮೀನುಗಾರರ ಸಹಕರ ಸಂಘ(ನಿ) ಸಿರವಾರ ತಾ ಮಾಸ್ತಿ
9	ಮೀನುಗಾರರ ಸಹಕರ ಸಂಘ (ನಿ) ಗೋಕಲ್ ತಾ ಮಾಸ್ತಿ
10	ಗಂಗಾಮತಸ್ಥರ ಮೀನುಗಾರರ ಸಹಕರ ಸಂಘ (ನಿ) ತಿಮ್ಮಾಪುರ ಪೇಟೆ ರಾಯಚೂರು
11	ಗಂಗಾಮತಸ್ಥರ ಮೀನುಗಾರರ ಸಹಕರ ಸಂಘ (ನಿ) ಮನ್ಸಲಾಪುರ ತಾ ರಾಯಚೂರು
12	ಮೀನುಗಾರರ ಸಹಕರ ಸಂಘ (ನಿ) ಮನ್ಸಲಾಪುರ ತಾ ರಾಯಚೂರು
13	ಗಂಗಾಮತಸ್ಥರ ಮೀನುಗಾರರ ಸಹಕರ ಸಂಘ (ನಿ) ಗಂಜಳ್ಳಿ ರಾಯಚೂರು
14	ತುಂಗಭದ್ರಾ ಎಡದಂಡೆ ಮೀನುಗಾರರ ಸಹಕರ ಸಂಘ(ನಿ) ಎಲೆಜಿಜ್ಜಾಲ ತಾ ರಾಯಚೂರು
15	ಗಂಗಾಮತಸ್ಥರ ಮೀನುಗಾರರ ಸಹಕರ ಸಂಘ (ನಿ) ಜಾಗೀರ ಮರ್ಚಡ ತಾ ರಾಯಚೂರು
16	ಪರಿಶಿಷ್ಟಜಾತಿ ಮೀನುಗಾರರ ಸಹಕರ ಸಂಘ(ನಿ) ಚಂದ್ರಬಂಡಾ ತಾ ರಾಯಚೂರು

17	ಗಂಗಾಮತನ್ಕೆರೆ ಮೀನುಗಾರರ ಸಹಕಾರ ಸಂಘ (ಸಿ) ಆಶಾಪುರ ತಾ ರಾಯಚೂರು
18	ಸರ್ವೋತ್ತಮಮುಖ ಅಭಿವೃದ್ಧಿ ಮೀನುಗಾರರ ಸಹಕಾರ ಸಂಘ(ಸಿ) ಜಾಲಹಳ್ಳಿ ತಾ ದೇವದುರ್ಗ
19	ಮೀನುಗಾರರ ಸಹಕಾರ ಸಂಘ (ಸಿ) ಗುಂಜಳ್ಳಿ ತಾ ರಾಯಚೂರು
20	ಪರಿಶಿಷ್ಟಜಾತಿ ಮೀನುಗಾರರ ಸಹಕಾರ ಸಂಘ(ಸಿ) ಕವಿತಾಲ ತಾ ಮುಸ್ತಿ

(6) ಯಾದಗಿರಿ ✓

1	ಶ್ರೀ. ದುರ್ಗಾದೇವಿ ಭೋವಿರಾಜ್ ಮೀನುಗಾರಿಕೆ ಸಹಕಾರಿ ಸಂಘ ಸಿ, ಯಾದಗಿರಿ
2	ಶ್ರೀ. ಗಂಗಾ ಪರಮೇಶ್ವರಿ ಮೀನುಗಾರಿಕೆ ಸಹಕಾರ ಸಂಘ ಸಿ, ಯರಗೋಳ ತಾ//ಯಾದಗಿರಿ.
3	ಶ್ರೀ. ಗಂಗಾ ಮಾತಾ ಮೀನುಗಾರರ ಸಹಕಾರ ಸಂಘ ಸಿ, ಸುರಮರ
4	ಜಾಳಗೆ ತಯಾರಿಸುವ ಮತ್ತು ಮಾರಾಟಗಾರರ ಸಹಕಾರ ಸಂಘ ಸಿ, ಅನಕನೂರು
5	ಮೀನುಗಾರರ ಸಹಕಾರ ಸಂಘ ಸಿ, ಮರಮಕಲ್ ತಾ/ಶಹಾಪುರ

(7) ಬೆಂಗಳೂರು ಗ್ರಾಮಾಂತರ

1	ಮೀನುಗಾರಿಕೆ ಸಹಕಾರ ಸಂಘ ಸಿ. ಹೊಸಕೋಟೆ
---	----------------------------------

(8) ಬೆಂಗಳೂರು ನಗರ

1	ಶ್ರೀ ಕೃಷ್ಣ ಮೀನುಗಾರರ ಸಹಕಾರ ಸಂಘ ನಿಯಮಿತ, ಶೋಡವ್ವ ಬಡಾವಣೆ ನಂ:1142, 16ನೇಕ್ರಾಸ್ ಕಾಮಾಕ್ಷಮ್ಮ ಲೇ ಔಟ್, ಯಲಹಂಕ, ಬೆಂಗಳೂರು ಉತ್ತರ ತಾಲ್ಲೂಕು.
2	ಹಿಂದುಳಿದ ಮತ್ತು ಅಲ್ಪ ಸಂಖ್ಯಾತರ ಮೀನು ಉತ್ಪಾದನಾ ಮತ್ತು ಮಾರಾಟ ಗಾರರ ಸಹಕಾರ ಸಂಘ, ಜಕ್ಕೂರು ಗ್ರಾಮ ಮತ್ತು ಅಂಚೆ, ಯಲಹಂಕ ಹೋಬಳಿ, ಬೆಂಗಳೂರು-560064.
3	ಮತ್ಸ್ಯಗಂಗಾ ಮೀನುಗಾರರ ಸಹಕಾರ ಸಂಘ (ಸಿ), ನಂ: 2, 2ನೇ ಅಡ್ಡರಸ್ತೆ, ಬಾಣಸ್ವರಣಿ ಲೇ ಔಟ್, ನಾಗವರ ಆರೇಬಕ್ ಕಾಲೇಜ್ ಅಂಚೆ, ಬೆಂಗಳೂರು-560045
4	ಮೀನು ಉತ್ಪನ್ನ ಮತ್ತು ಮಾರಾಟಗಾರರ ಮಹಿಳಾ ಸಹಕಾರ ಸಂಘ ನಿಯಮಿತ, ನಂ: 13, 1ನೇ ಬ್ ಅಡ್ಡರಸ್ತೆ, ಯಾಗವ್ವ ಬಡಾವಣೆ, ವಿ. ನಾಗೇನಹಳ್ಳಿ, ಆರ್.ಐ. ನಗರ ಅಂಚೆ, ಬೆಂಗಳೂರು-560032.
5	ಶ್ರೀ ದುರ್ಗಾಂಬ ಮೀನು ಗಾರರ ಸಹಕಾರ ಸಂಘ (ಸಿ), ಹೆಸರಹಳ್ಳಿ, ಬೆಂಗಳೂರು ಉತ್ತರ ತಾ
6	ಶ್ರೀ ಗಂಗಾ ಮೀನು ಉತ್ಪನ್ನ ಮತ್ತು ಮಾರಾಟಗಾರರ ಸಹಕಾರ ಸಂಘ ಸಿ., ನಂ-3484, 3ನೇ ಕ್ರಾಸ್, 1ನೇ ಮುಖ್ಯ ರಸ್ತೆ, ಗಾಯತ್ರಿ ನಗರ, ಬೆಂಗಳೂರು-560021
7	ಶ್ರೀ ಮಲ್ಲತಕ್ಕ ಕುಂದಾ ಲಮ್ಮ ಮಹಿಳಾ ಮೀನು ಗಾರರ ಸಹಕಾರ ಸಂಘ (ಸಿ) ನಂ-42, 2ನೇ ಮುಖ್ಯ ರಸ್ತೆ, ಎಸ್.ಐ. ಕಾಲೋನಿ ರಸ್ತೆ, ರಂಗನಾಥಪುರ, ಬೆಂಗಳೂರು-560079
8	ಮತ್ಸ್ಯಕನ್ಯೆ ಮೀನುಗಾರರ ಸಹಕಾರ ಸಂಘ ನಿಯಮಿತ, ನಂ-139, 1ನೇ ಅಡ್ಡ ರಸ್ತೆ, ಬಾಲಾಜಿ ಬಡಾವಣೆ, ಮಲ್ಲತಕ್ಕ ಮುಖ್ಯರಸ್ತೆ, ಬೆಂಗಳೂರು-560 056
9	ಕೆಂಗೇರಿ ಹೋಬಳಿ ಮೀನು ಉತ್ಪನ್ನ ಮತ್ತು ಮಾರಾಟಗಾರರ ಸಹಕಾರ ಸಂಘ ಸಿ., ಕೆಂಗೇರಿ
10	ಶ್ರೀ ಯಲ್ಲಮ್ಮತಾಂಬಿ ಮೀನುಗಾರರ ಸಹಕಾರ ಸಂಘ (ಸಿ.), ಪಡೇರಹಳ್ಳಿ
11	ಶ್ರೀ ಗಂಗಾ ಮೀನುಗಾರರ ಸಹಕಾರ ಸಂಘ ನಿಯಮಿತ (ರಿ),ಬಳೇಕಹಳ್ಳಿ
12	ಬೆಂಗಳೂರು ಜಿಲ್ಲಾ ಮೀನು ಉತ್ಪನ್ನ ಸಂಸ್ಥರಣ ಮಾರಾಟ ಸಹಕಾರ ಸಂಘ ಸಿ., ನ್ಯೂ ತಿಬ್ಬನಂದ್ರ.
13	ಸರ್ವೋತ್ತಮ ಮೀನುಗಾರರ ಸಹಕಾರ ಸಂಘ (ಸಿ), ಕುಂಜಿಗರಬಾಳ್ಕ.
14	ಕ್ರಿಸ್ನಾ ಮೀನುಗಾರರ ಸಹಕಾರ ಸಂಘ (ಸಿ.), ಬೇಗೂರು
15	ಮೀನುಗಾರರ ಸಹಕಾರ ಸಂಘ (ಸಿ), ರಾಂಪುರ, ಬದರಹಳ್ಳಿ ಹೋಬ.
16	ಮರಿಯಾ ಮೀನು ಉತ್ಪನ್ನ ಹಾಗೂ ಮಾರಾಟಗಾರರ ಸಹಕಾರ ಸಂಘ ನಿಯಮಿತ, ರಾಜೇನಹಳ್ಳಿ.
17	ಕೆಂಬಾಪುರ ಮೀನುಗಾರರ ಸಹಕಾರ ಸಂಘ ನಿಯಮಿತ, ಕೆಂಬಾಪುರ, ಯಮಲೂರು ಅಂಚೆ.
18	ಮುನೇಶ್ವರಸ್ವಾಮಿ ಮೀನುಗಾರರ ಸಹಕಾರ ಸಂಘ (ಸಿ),(ರಿ), ವಾಣೀಪುರ
19	ಶ್ರೀ ಗಂಗಾಪರಮೇಶ್ವರಿ ಮೀನುಗಾರರ ಸಹಕಾರ ಸಂಘ ಸಿ., ಎ.ಮೇಟಹಳ್ಳಿ, ಸಿ.ಡಿ. ಹೊಸಕೋಟೆ ಅಂಚೆ, ಅನೇಕಲ್ ತಾ

(9) ತುಮಕೂರು ಜಿಲ್ಲೆ ✓

1	ತುಮಕೂರು ಮೀನು ಸ್ಥಳೀಕರ ಅಭಿವೃದ್ಧಿ ಸಂಸ್ಥೆ ಸಲಾನುಭವಿಗಳ ಜಿಲ್ಲಾ ಮೀನುಗಾರರ ಸಹಕಾರ ಸಂಘ ಸಿ. ತುಮಕೂರು.
2	ಮೀನು ಉತ್ಪಾದಕರ ಮತ್ತು ಮಾರಾಟಗಾರರ ಅಭಿವೃದ್ಧಿ ಸಹಕಾರ ಸಂಘ ಸಿ. ತುಮಕೂರು
3	ಕೋಡಿ ಅಂಜನೇಯಸ್ವಾಮಿ ಮೀನುಗಾರಿಕೆ ಮತ್ತು ಮೀನುಗಾರರ ಕ್ಷೇಮಭವ್ಯದ್ಧಿ ಸಹಕಾರ ಸಂಘ ಸಿ. ನಾಗವಳ್ಳಿ
4	ಬಿ.ಎಸ್ ಮೀನುಗಾರರ ಸಹಕಾರ ಸಂಘ ಸಿ. ಕುಣಿಗಲ್
5	ಮಂಗಳ ಮಹಿಳಾ ಮೀನು ಗಾರರ ಸಹಕಾರ ಸಂಘ ಸಿ. ತಿಗಳರ ಜಾಳ್ಕೆ
6	ಹಳೇವೂರು ಮೀನುಗಾರರ ಸಹಕಾರ ಸಂಘ ಸಿ. ಹಳೇವೂರು.

7	ಮೀನುಗಾರರ ಸಹಕಾರ ಸಂಘ ಸಿ. ಹೊಸಕೆರೆ
8	ಮೀನು ಉತ್ಪಾದನೆ & ಮಾರಾಟ ಸಹಕಾರ ಸಂಘ ಸಿ. ಶುಬಾನ್‌ನಗರ, ಗುಬ್ಬಿ
9	ಹೆಮಾವತಿ ಮೀನುಗಾರರ & ಮೀನು ಬಳಕೆದಾರರ ಸಹಕಾರ ಸಂಘ ಸಿ. ಗುಬ್ಬಿ
10	ಸಮಗ್ರ ಮೀನುಗಾರಿಕೆ & ಮೀನುಗಾರರ ಕ್ಷೇಮಾಜಿ, ವೃದ್ಧಿ ಸಹಕಾರ ಸಂಘ ಸಿ. ಕಡೇಕೋಡಿಪಾಳ್ಯ
11	ಮೀನುಗಾರರ ಸಹಕಾರ ಸಂಘ ಸಿ. ಕೋಡಿಹಳ್ಳಿ
12	ಮೀನುಗಾರರ ಸಹಕಾರ ಸಂಘ ಸಿ. ಮಲ್ಲಾಪಟ್ಟ
13	ಮೀನು ಕೃಷಿಕರ, ಮೀನು ವಿತರಕರ ಸಹಕಾರ ಸಂಘ ಸಿ. ತುರುವೇಕೆರೆ.
14	ರೂ ಜಿ.ಆರ್.ಅಂಬೇಡ್ಕರ್, ನಗರೀಕರಣ ಪಂಚಾಯತ್ ಪ್ರಾಥಮಿಕ ಮೀನುಗಾರರ ಸಹಕಾರ ಸಂಘ ಸಿ. ದಂಡಿನಶಿವರ, ತುರುವೇಕೆರೆ
15	ಮೀನುಗಾರರ ಸಹಕಾರ ಸಂಘ ಸಿ. ಹುಳಿಯೂರು, ಚಿಕ್ಕನಾಯಕನಹಳ್ಳಿ
16	ಮೀನು ಉತ್ಪಾದಕರ ಹಾಗೂ ಮಾರಾಟ ಅಭಿವೃದ್ಧಿ ಸಹಕಾರ ಸಂಘ, ಬೋದನಕಣಿವೆ, ಚಿಕ್ಕನಾಯಕನಹಳ್ಳಿ ತಾ
17	ತಾಲ್ಲೂಕು ಮೀನುಗಾರರ ಸಹಕಾರ ಸಂಘ ಸಿ. ಕೊರಟಗೆರೆ
18	ತಾಲ್ಲೂಕು ಮೀನುಗಾರರ ಸಹಕಾರ ಸಂಘ ಸಿ. ಯಲಿಯೂರು
19	ನಗರೀಕರಣ ಮತ್ತು ನಗರೀಕರಣ ಪಂಚಾಯತ್ ಮೀನುಗಾರರ ಸಹಕಾರ ಸಂಘ, ಬಾಣಸಂದ್ರ, ತುರುವೇಕೆರೆ
20	ತುರುವೇಕೆರೆ ಮೀನು ಉತ್ಪಾದಕರ ಹಾಗೂ ಮಾರಾಟ ಅಭಿವೃದ್ಧಿ ಸಹಕಾರ ಸಂಘ
21	ಗದ್ದೇಹಳ್ಳಿ ವಿವಿಧೋದ್ದೇಶ ಮೀನುಗಾರರ ಮಹಿಳಾ ಸಹಕಾರ ಸಂಘ ಗದ್ದೇಹಳ್ಳಿ
22	ಹರ್ಷಿ ನಗರೀಕರಣ ಪಂಚಾಯತ್ ಮೀನುಗಾರರ ಸಹಕಾರ ಸಂಘ ಸಿ. ಇರಕನಂದ್ರ
23	ಹೊರಕೆರೆಮ್ಮ ಮೀನು ಗಾರರ ಸಹಕಾರ ಸಂಘ, ಸಿ.ಎಸ್.ಪುರ, ಕುಳಿಗಲ್ ತಾ
24	ಶ್ರೀ ಬಾಲ್ಯಾಕಿ ಗಿರಿಜನ ವಿವಿಧೋದ್ದೇಶ ಮೀನು ಗಾರರ ಸಹಕಾರ ಸಂಘ, ಹಾಗಲವಾಡಿ, ಗುಬ್ಬಿ ತಾ
25	ಬಾಲಾಜಿ ವಿವಿಧೋದ್ದೇಶ ಮೀನು ಕೃಷಿ & ಬಳಕೆ ದಾರರ ಸಹಕಾರ ಸಂಘ ಸಿ. ಹುಳಿಯೂರುದುರ್ಗ, ಕುಳಿಗಲ್ ತಾ

(10) ಚಿಕ್ಕಬಳ್ಳಾಪುರ

1	ಮೀನುಗಾರಿಕೆ ಸಹಕಾರ ಸಂಘ ಸಿ., ಚಿಕ್ಕಬಳ್ಳಾಪುರ
2	ಸೆಪ್ಪಗಿರಿ ಮೀನುಗಾರರ ಸಹಕಾರ ಸಂಘ ಸಿ., ಬನ್ನಿಕುಪ್ಪೆ, ಚಿಕ್ಕಬಳ್ಳಾಪುರ ತಾ. ಚಿಕ್ಕಬಳ್ಳಾಪುರ
3	ಮೀನುಗಾರಿಕೆ ಸಹಕಾರ ಸಂಘ ಸಿ., ಶಿಡ್ಲಘಟ್ಟ
4	ವಾಲ್ಮೀಕಿ ಮೀನುಗಾರರ ಸಹಕಾರ ಸಂಘ ಸಿ., ಡಿ.ಪಾಳ್ಯ, ಗೌರಿಬದನೂರು
5	ಗಂಗಮ್ಮ ದೇವಿ ಬೆನ್ನರ ಮೀನುಗಾರರ ಸಹಕಾರ ಸಂಘ ಸಿ., ಕೋಟಪ್ಪನಹಳ್ಳಿ, ನಗರಗೆರೆ ಹೋಬಳಿ, ಗೌರಿಬದನೂರು ತಾಲ್ಲೂಕು
6	ತಾಲ್ಲೂಕು ಮೀನುಗಾರಿಕೆ ಸಹಕಾರ ಸಂಘ ಸಿ, ಚಂತಾಮಣಿ
7	ಮೀನುಗಾರರ ಸಹಕಾರ ಸಂಘ ಸಿ., ಗೌರಿಬದನೂರು

(11) ರಾಮನಗರ ಜಿಲ್ಲೆ

1	ನಲ್ಲಗುಡ್ಡೆ ಮೀನುಗಾರರ ಸಹಕಾರ ಸಂಘ (ಸಿ), ನಲ್ಲಗುಡ್ಡೆ, ಅವರಗೆರೆ ಗ್ರಾಮ
2	ಕ್ಯಾನಾಪುರ ಮೀನುಗಾರರ ಸೇವಾ ಸಹಕಾರ ಸಂಘ (ಸಿ), ಕ್ಯಾನಾಪುರ
3	ಅಧೀರಹಳ್ಳಿ ಪುನರ್ವಸತಿ ಕಾಲೋನಿ ಮೀನುಗಾರರ ಸಹಕಾರ ಸಂಘ(ಸಿ), ಅಧೀರಹಳ್ಳಿ
4	ಕಲ್ಯಾಣ ಮೀನುಗಾರರ ಸಹಕಾರ ಸಂಘ(ಸಿ) ಕಲ್ಯಾಣ
5	ಗಂಗಾಚರಮೇಶ್ವರಿ ವಿವಿಧೋದ್ದೇಶ ಮೀನುಗಾರರ ಸಹಕಾರ ಸಂಘ(ಸಿ), ಪರಂಗಿಚಿಕ್ಕನಪಾಳ್ಯ
6	ಗಂಗಾವೇಡಿ ವಿವಿಧೋದ್ದೇಶ ಮೀನುಗಾರರ ಸಹಕಾರ ಸಂಘ(ಸಿ), ಹಾಲಶಿಟ್ಟಹಳ್ಳಿ
7	ಗಂಗೋತ್ರಿ ಮೀನುಗಾರರ ಸಹಕಾರ ಸಂಘ(ಸಿ), ಬೆನ್ನರಪಾಳ್ಯ
8	ತನ್ನೀಮಾ ಮೀನುಗಾರರ ಸಹಕಾರ ಸಂಘ(ಸಿ), ತಮ್ಮೇನಹಳ್ಳಿ
9	ಶಕ್ತಿ ಮೀನುಗಾರರ ಸಹಕಾರ ಸಂಘ(ಸಿ), ಬಾಣವಾಡಿ (ಚಂದ್ರಾಯನಹಳ್ಳಿ)
10	ಹರೂರು ಮೀನುಗಾರರ ಸಹಕಾರ ಸಂಘ (ಸಿ), ಹರೂರು
11	ವಿರೂಪಾಕ್ಷಪುರ ಮೀನುಗಾರರ ಸಹಕಾರ ಸಂಘ (ಸಿ), ವಿರೂಪಾಕ್ಷಪುರ
12	ಶ್ರೀ ಚಾಮುಂಡೇಶ್ವರಿ ಮೀನುಗಾರರ ಸಹಕಾರ ಸಂಘ (ಸಿ), ಮಳೂರುಪಟ್ಟ
13	ಶ್ರೀ ವಿನಾಯಕ ಮಹಿಳಾ ಮೀನುಗಾರರ ಸಹಕಾರ ಸಂಘ (ಸಿ), ಶೋಡ್ಲೂರು
14	ದಶವಾರ ವಿವಿಧೋದ್ದೇಶ ಮೀನುಗಾರರ ಸಹಕಾರ ಸಂಘ (ಸಿ), ದಶವಾರ
15	ಕಾಪೇರಿ ಮೀನುಗಾರರ ಸಹಕಾರ ಸಂಘ(ಸಿ), ಕೋಡಿಹಳ್ಳಿ
16	ಅರ್ಕಾವತಿ ಮೀನುಗಾರರ ಸಹಕಾರ ಸಂಘ(ಸಿ), ಮುಳ್ಳೆಹಳ್ಳಿ
17	ಶ್ರೀ ಚಾಮುಂಡೇಶ್ವರಿ ಮೀನು ಗಾರರ ಸಹಕಾರ ಸಂಘ(ಸಿ), ಬಡೇನಾಬರ ದೊಡ್ಡಿ
18	ತಾಲ್ಲೂಕು ಮಹಿಳಾ ಮೀನುಗಾರರ ಸಹಕಾರ ಸಂಘ, ಕುರುವೇಕೆರೆ

19	ಶ್ರೀ ಗಂಗಾಪರಮೇಶ್ವರಿ ಮೀನುಗಾರರ ಸಹಕಾರ ಸಂಘ(ಸಿ), ಹಾರೋಹಳ್ಳಿ
20	ಸೈಯ್ಯದ್ ಮದನಿ ಮಹಿಳಾ ಮೀನುಗಾರರ ಸಹಕಾರ ಸಂಘ, ಕನಕಪುರ ತಾ:

(12) ಕೋಲಾರ

1	ಮೀನುಗಾರರ ಸಹಕಾರ ಸಂಘ ಸಿ. ಕೋಲಾರ
2	ಜಿಲ್ಲಾ ಮೀನು ಓಡಿಯುವವರ ಸಹಕಾರ ಸಂಘ ಸಿ.
3	ಮಹಿಳಾ ಮೀನುಗಾರರ ಸಹಕಾರ ಸಂಘ ಸಿ. ನರಸಾಪುರ
4	ಮೀನುಗಾರರ ಸಹಕಾರ ಸಂಘ ಸಿ. ಕೆಂಗಾಂಡ್ಲಹಳ್ಳಿ
5	ಮೀನುಗಾರರ ಸಹಕಾರ ಸಂಘ ಸಿ. ಬೇತಮಂಗಲ
6	ಮೀನುಗಾರರ ಸಹಕಾರ ಸಂಘ ಸಿ. ಪೋಲೇಸಹಳ್ಳಿ
7	ಮೀನುಗಾರರ ಸಹಕಾರ ಸಂಘ ಸಿ. ಮಾಳುಮುಲಾ
8	ಶ್ರೀ ಜೌಡೇಶ್ವರಿ ಮೀನುಗಾರರ ಸಹಕಾರ ಸಂಘ ಸಿ. ತೊರಲಕ್ಕಿ
9	ತಾಲ್ಲೂಕು ಮೀನುಗಾರರ ಸಹಕಾರ ಸಂಘ ಸಿ. ಮುಳಬಾಗಿಲು
10	ಮೀನುಗಾರರ ಸಹಕಾರ ಸಂಘ ಸಿ. ಕೂರಿಗೇಪ್ಪೆ
11	ಮೀನುಗಾರರ ಸಹಕಾರ ಸಂಘ ಸಿ. ಶ್ರೀನಿವಾಸಪುರ
12	ಶ್ರೀ ವೆಂಕಟೇಶ್ವರ ಮೀನುಗಾರರ ಸಹಕಾರ ಸಂಘ ಸಿ. ಕಮಲವಾರಿಪ್ಪೆ
13	ಗೌರಿಪ್ಪೆ ಮೀನುಗಾರರ ಸಹಕಾರ ಸಂಘ ಸಿ. ಗೌರಿಪ್ಪೆ

(13) ಬೆಳಗಾವಿ

1	ಹುಕ್ಕೇರಿ ಅದರ್ಶ ಮೀ.ಸ.ಸಂ. ಹುಕ್ಕೇರಿ
2	ದಾಸರ ಮೀ.ಸ.ಸಂ. ಕೋಟಬಾಗಿ ತಾ: ಹುಕ್ಕೇರಿ
3	ಭಿಸ್ತೂಲ್ಲಾ ಮೀ.ಸ.ಸಂ. ಯಮಕನವರಡಿ
4	ಬ್ಯಾಪ್ಪಡ್ಕೆ ಶಿಲ್ಪಕೇಶ ಮೀ. ಸ. ಸಂ. ಅಂಕಲ ಸಾ: ಅಂಕಲ
5	ಬಾಗಡಿ ವೇದಗಂಗಾ ಮೀ.ಸ.ಸಂ. ಅಕ್ಕೋಳ ಸಾ: ಅಕ್ಕೋಳ
6	ಹಲ್ಯಾಳ ಮೀಸಸಂ. ಸಾ: ಹಲ್ಯಾಳ
7	ಹಿಂದುಳಿದ ಬಾಗಡಿ ಮೀಸಸಂ. ಸದಲಗಾ ಸಾ: ಸದಲಗಾ
8	ಸುಗಂಧದೇವಿ ಮೀಸಸಂ ಬವನಸೌಂದತ್ರಿ
9	ಭೋವಿರಾಜ ಮೀಸಸಂ.ಬೆಳಗಾವಿ ಸಾ: ಬೆಳಗಾವಿ
10	ಗೋಕಾಕ ತಾ'ಲೂಕ ಮೀ ಸ ಸಂ.ಗೋಕಾಕ ಸಾ: ಗೋಕಾಕ
11	ಮಲಪ್ರಭಾಮೀಸಸಂ.ನಿ.ಮುದಕವಿ ತಾ: ರಾಮದುರ್ಗ
12	ರಾಣಿ ಚೆನ್ನಮ್ಮಾ ಮೆಮೋಯಲ್ ಮೀಸಸಂ. ಕಿತ್ತರ ಸಾ: ಕಿತ್ತರ
13	ನಾವಲಗಟ್ಟಿ ಮೀಸಸಂ.ಸಾ: ನಾವಲಗಟ್ಟಿ
14	ಮಲಪ್ರಭಾಮೀಸಸಂ.ನಿ.ಮುದಕವಿ ತಾ: ಕೆಂಗಾನೂರ
15	ರೇಣುಕಾ ಯಲ್ಲಮ್ಮ ಮೀಸಸಂ.ಗೊರವನಕೊಳ್ಳೆ
16	ಜೌಡಯ್ಯ ಮೀಸಸಂ. ಮಾಲೋಳ್ಳಿ
17	ಮಲಪ್ರಭಾ ಮೀಸಸಂ.ನಿ.ಬಾನಾಪುರ
18	ಮಹಾಸಾಹೇಬ ಅಂಬೇಡ್ಕರ್ ಮೀಸಸಂ. ಹಿರೇಬಾಗೇವಾಡಿ
19	ಮಹಾಸಾಬೆಬ ಮೀಸಸಂ. ಕುಡಚಿ
20	ಹಿರಣ್ಯಕೇಶಿ ಮೀಸಸಂ.ನಿ.ಚಿಕ್ಕಾಳಗುಡ್ಡ

(14) ವಿಜಯಪುರ

1	ತಾಲೂಕಾ ಮೀನುಗಾರರ ಸಹಕಾರ ಸಂಘ ಸಿ., ವಿಜಯಪುರ
2	ಶ್ರೀ ಮಹಾಲಕ್ಷ್ಮಿ ಮೀನುಗಾರರ ಸಹಕಾರ ಸಂಘ ಸಿ., ಹೈನಾಪುರ ತಾ: ವಿಜಯಪುರ
3	ವಿಜಯಪುರ ತಾಲೂಕಾ ಮತ್ಸ್ಯ ಕಲ್ಯಾಣ ಮಹಿಳಾ ಮೀನುಗಾರರ ಸಹಕಾರ ಸಂಘ ಸಿ., ವಿಜಯಪುರ
4	ಶ್ರೀ ದುರ್ಗಾದೇವಿ ಮೀನುಗಾರರ ಸಹಕಾರ ಸಂಘ ಸಿ., ಹೊಮನಾಳ L.T. ತಾ:ವಿಜಯಪುರ
5	ಮೀನುಗಾರರ ಸಹಕಾರ ಸಂಘ ಸಿ., ಕೋಲ್ಹಾರ ತಾ: ಬಸವನ ಬಾಗೇವಾಡಿ
6	ಮೀನುಗಾರರ ಸಹಕಾರ ಸಂಘ ಸಿ., ವಿಜಗುಡಿ, ತಾ: ಬಸವನ ಬಾಗೇವಾಡಿ
7	ಮೀನುಗಾರರ ಸಹಕಾರ ಸಂಘ ಸಿ., ವೀರೇಶನಗರ ತಾ: ಮುದ್ದೇಬಿಹಾಳ

8	ಮೀನುಗಾರರ ಸಹಕಾರ ಸಭೆ ಸಿ., ಮೀರೇಶನಗರ ತಾ: ಮುದ್ದೇಬಿಹಾಳ
9	ಮೀನುಗಾರರ ಸಹಕಾರ ಸಭೆ ಸಿ., ಮುದ್ದೇಬಿಹಾಳ ತಾ: ಮುದ್ದೇಬಿಹಾಳ
10	ಶ್ರೀ: ಮಾರುತಿ ಮೀನುಗಾರರ ಸಹಕಾರ ಸಭೆ ಸಿ., ತಗಡಗಿ ತಾ: ಮುದ್ದೇಬಿಹಾಳ
11	ಮುದ್ದೇಬಿಹಾಳ ತಾಲೂಕಾ ಮಹಿಳಾ ಮೀನುಗಾರರ ಸಹಕಾರ ಸಭೆ ಸಿ., ನಾಗರಾಳ, ತಾ: ಮುದ್ದೇಬಿಹಾಳ
12	ಮೀನುಗಾರರ ಸಹಕಾರ ಸಭೆ ಸಿ., ಬಲದಿನಿ, ತಾ: ಮುದ್ದೇಬಿಹಾಳ
13	ಗಡಿನಾಡ ಮೀನುಗಾರರ ಸಹಕಾರ ಸಭೆ ಸಿ., ಚಡಬಿಡ ತಾ: ಇಡಿ
14	ಮೀನುಗಾರರ ಸಹಕಾರ ಸಭೆ ಸಿ., ಅರಾಣಿ, ತಾ: ಇಡಿ
15	ಮೀನುಗಾರರ ಸಹಕಾರ ಸಭೆ ಸಿ., ಇಡಿ
16	ಮೀನುಗಾರರ ಸಹಕಾರ ಸಭೆ ಸಿ., ಅರ್ಧಗಾಳಿ ಎಲ್.ಬಿ.ಂ ತಾ: ಇಡಿ
17	ಮೀನುಗಾರರ ಸಹಕಾರ ಸಭೆ ಸಿ., ಚೇಗಾವೆ, ತಾ: ಇಡಿ
18	ಮೀನುಗಾರರ ಸಹಕಾರ ಸಭೆ ಸಿ., ಶಿರನಾಳ
19	ಮೀನುಗಾರರ ಸಹಕಾರ ಸಭೆ ಸಿ., ಗುದುವಾಲ, ತಾ: ಇಡಿ
20	ಮೀನುಗಾರರ ಸಹಕಾರ ಸಭೆ ಸಿ., ಸಿದಗಿ, ತಾ: ಸಿದಗಿ
21	ಸಿದಗಿ ತಾಲೂಕಾ ಮಹಿಳಾ ಮೀನುಗಾರರ ಸಹಕಾರ ಸಭೆ ಸಿ., ಸಿದಗಿ
22	ಮೀನು ಮಾರಾಟ ಸಹಕಾರಿ ಮಹಾಸಂಘ ಸಿ., ವಿಜಾಪುರ

(15) ಗದಗ

1	ಶ್ರೀ ಯುಗೇಶ್ವರಿ ಮೀನುಗಾರಿಕೆ ಸಹಕಾರ ಸಂಘ ನಿರುಮಿತ ಸರ್ಕಾರ.
2	ತುಂಗಭದ್ರಾ ಮೀ.ಸಂ.ಸಿ., ಕೊಲ್ಹಾಳ.
3	ಗೋವಿಂದನಗರ ಮೀ.ಸಂ.ಸಿ., ಶೆಟ್ಟಕೇರಿ.
4	ಭಕ್ತೇಶ್ವರ ಮೀ.ಸಂ.ಸಿ., ಶಿರಹಳ್ಳಿ
5	ರಾಮರಾವ್ ಮಹಾರಾಜ್ ಮೀ.ಸಂ.ಸಿ., ಮಜ್ಜೂರತಾಂಡ.
6	ಬಾಲ್ಕುಳಿ ಮೀ.ಸಂ.ಸಿ., ನಾಗೇಂದ್ರಗಡ.
7	ಶ್ರೀ ತುಂಗಭದ್ರಾ ಮೀ.ಸಂ.ಸಿ., ಗದಗ.
8	ಶ್ರೀ ಸೇವಾಲಾ ಮೀ.ಸಂ. ಸಂ, ಮುರಡಿ.
9	ಶ್ರೀ ಮಂಜುನಾಥೇಶ್ವರ ಮೀ. ಸಂ.ಸಂ, ಗಜೇಂದ್ರಗಡ.
10	ಶ್ರೀ ವೀನು ಮತ್ತು ನಿಗಡಿ ಸ್ವಚ್ಛಕರ ಸ.ಸಂ, ಜಂತ್ರಿ ತಿರೂರ

(16) ಹಾವೇರಿ ಜಿಲ್ಲೆ

1	ಮೀನುಗಾರಿಕೆ ಸಹಕಾರ ಸಂಘ ಸಿ.; ಕೆರಿಮತ್ತಿಹಳ್ಳಿ ತಾಲ್ಲೂಕಾ ಹಾವೇರಿ
2	ಮೀನುಗಾರಿಕೆ ಸಹಕಾರ ಸಂಘ ಸಿ.; ವೆಂಕಟಾಪುರ ತಾಲ್ಲೂಕಾ ಹಾವೇರಿ
3	ಮೀನುಗಾರಿಕೆ ಸಹಕಾರ ಸಂಘ ಸಿ.; ದೇವಗಿರಿ ತಾಲ್ಲೂಕಾ ಹಾವೇರಿ
4	ಮೀನುಗಾರಿಕೆ ಸಹಕಾರ ಸಂಘ ಸಿ.; ಹಾವನೂರು ತಾಲ್ಲೂಕಾ ಹಾವೇರಿ
5	ಕಾಳದಾಸ ಮೀನುಗಾರಿಕಾ ಸಹಕಾರ ಸಂಘ ಸಿ.; ಕಾಗಿನೆಲೆತಾಲ್ಲೂಕಾ ಬ್ಯಾಡಗಿ
6	ಚಿಕ್ಕೇರೂರ ಮೀನುಗಾರಿಕೆ ಸಹಕಾರ ಸಂಘ ಸಿ.; ಚಿಕ್ಕೇರೂರ ತಾಲ್ಲೂಕಾ ಹಿರೇಕೆರೂರು
7	ಡಾ.ಅಂಬೇಡ್ಕರ್ ಮೀನುಗಾರಿಕೆ ಸಹಕಾರ ಸಂಘ ಸಿ.; ಸೋಮನಹಳ್ಳಿ ತಾಲ್ಲೂಕಾ ಹಿರೇಕೆರೂರು
8	ದುರ್ಗಾದೇವಿ ಮೀನುಗಾರಿಕೆ ಸಹಕಾರ ಸಂಘ ಸಿ.; ಹಿರೇಕೆರೂರು
9	ತುಂಗಭದ್ರಾ ಕುಮ್ಭತ್ತಿ ಮೀನುಗಾರರ ಸಹಕಾರ ಸಂಘ ಸಿ.; ಮಾನೂರ ತಾಲ್ಲೂಕಾ ಹಿರೇಕೆರೂರು
10	ಮಾಯಮ್ಮದೇವಿ ಮೀನುಗಾರಿಕೆ ಸಹಕಾರ ಸಂಘ ಸಿ.; ಮಾಕನೂರ ತಾಲ್ಲೂಕಾ ರಾಣೇಬೆನ್ನೂರು
11	ಮೀನುಗಾರಿಕೆ ಸಹಕಾರ ಸಂಘ ಸಿ.; ಬೇಲೂರು ತಾಲ್ಲೂಕಾ ರಾಣೇಬೆನ್ನೂರು
12	ಮಾರುತಿ ಮೀನುಗಾರರ ಸಹಕಾರ ಸಂಘ ಸಿ.; ಡಂಬರಮತ್ತೂರ ತಾಲ್ಲೂಕಾ ಸವಣೂರು
13	ಮಾಲತೇಶಿ ಮೀನುಗಾರರ ಸಹಕಾರ ಸಂಘ ಸಿ.; ಸವಣೂರು
14	ಮಹಾಲಕ್ಷ್ಮಿ ಮೀನುಗಾರರ ಸಹಕಾರ ಸಂಘ ಸಿ.; ಸವಣೂರು
15	ಶ್ರೀ ಕೆಂಪಮ್ಮ ಮೀನುಗಾರರ ಸಹಕಾರ ಸಂಘ ಸಿ.; ಯಲವಿಗಿ ತಾಲ್ಲೂಕಾ ಸವಣೂರು
16	ಬಾದರೇಂಗ ಮೀನುಗಾರರ ಸಹಕಾರ ಸಂಘ ಸಿ.; ಚಂದಾಪುರ ತಾಲ್ಲೂಕಾ ಶಿಗ್ಗಾವೆ
17	ಶಿಶಾಲ ಕರ್ನಾಟಕ ಮೀನುಗಾರಿಕೆ ಸಹಕಾರ ಸಂಘ ಸಿ.; ಹಾನಗಲ್
18	ಜೈಭವಾನಿ ಮೀನುಗಾರಿಕಾ ಸಹಕಾರ ಸಂಘ ಸಿ. ಬಮ್ಮನಹಳ್ಳಿ ತಾಲ್ಲೂಕಾ ಹಾನಗಲ್
19	ಧರ್ಮೋ ಮೀನುಗಾರಿಕಾ ಸಹಕಾರ ಸಂಘ ಸಿ. ಬೆಳಗಾಲಪೇಟೆ ತಾಲ್ಲೂಕಾ ಹಾನಗಲ್

20	ಚಿಕ್ಕಿಲ್ಲಾ ಮೀನುಗಾರಿಕಾ ಸಹಕಾರ ಸಂಘ ನಿ. ಅಕ್ಕಿಆಲೂರ ತಾಲೂಕಾ ಹಾನಗಲ್
21	ಅಡೂರ ಮೀನುಗಾರಿಕಾ ಸಹಕಾರ ಸಂಘ ನಿ. ಅಡೂರ ತಾಲೂಕಾ ಹಾನಗಲ್
22	ಜೈ ಕರ್ನಾಟಕ ಮೀನುಗಾರಿಕಾ ಸಹಕಾರ ಸಂಘ ನಿ. ತಿಳಿವಳ್ಳಿ ತಾಲೂಕಾ ಹಾನಗಲ್
23	ಜವಾಹರ ಅಲಲಾ ಮೀನುಗಾರಿಕಾ ಸಹಕಾರ ಸಂಘ ನಿ.. ಯೆಳವಳ್ಳಿ ತಾಲೂಕಾ ಹಾನಗಲ್
24	ಜನತಾ ಮೀನುಗಾರಿಕಾ ಸಹಕಾರ ಸಂಘ ನಿ. ಕೆಲವರಕೊಪ್ಪ ತಾಲೂಕಾ ಹಾನಗಲ್
25	ಆಶ್ರೇಯಾ ಮೀನುಗಾರಿಕಾ ಸಹಕಾರ ಸಂಘ ನಿ. ನರೇಗಲ್ ತಾಲೂಕಾ ಹಾನಗಲ್

(17) ಧಾರವಾಡ ಜಿಲ್ಲೆ

1	ಗಂಗಾಮಾತೆ ಮೀನುಗಾರಿಕೆ ಸಹಕಾರ ಸಂಘ ನಿ, ಧಾರವಾಡ
2	ಧಾರವಾಡ ಮೀನುಗಾರಿಕೆ ಸಹಕಾರ ಸಂಘ ನಿ, ಮುಗದ
3	ಧಾರವಾಡ ಡಿಸ್ಟ್ರಿಕ್ಟ್ ಫಿಶ್ ಫಾರ್ಮರ್ಸ್ ಕೋ-ಆಪ್ ಸೊಸೈಟಿ ನಿ, ಧಾರವಾಡ
4	ನರೇದ ಮೀನುಗಾರಿಕೆ ಸಹಕಾರ ಸಂಘ ನಿ,
5	ಮಾರುತಿ ಹರಿಜನ/ಗಿರಿಜನ ಮೀನುಗಾರಿಕೆ ಸಹಕಾರ ಸಂಘ, ಮಾವಿನಕೊಪ್ಪ
6	ಹುಬ್ಬಳ್ಳಿ ತಾಲೂಕಾ ಮೀನುಗಾರಿಕಾ ಸಹಕಾರ ಸಂಘ ನಿ,(ಗಿರಿಯಲ)
7	ಹುಬ್ಬಳ್ಳಿ ತಾಲೂಕಾ ಮೀನುಗಾರಿಕಾ ಸಹಕಾರ ಸಂಘ ನಿ, ಹುಬ್ಬಳ್ಳಿ
8	ಕೆಲವರಕೊಪ್ಪ ತಾಲೂಕಾ ಫಿಶರೀಜ್ ಕೋ ಆಪ್ ಸೊಸೈಟಿ ನಿ, ಕೆಲವರಕೊಪ್ಪ
9	ಬಾಬು ಮಾರುತಿ ಮೀನುಗಾರಿಕೆ ಸಹಕಾರ ಸಂಘ ನಿ, ಸಂಗಮೇಶ್ವರ

(18) ಬಾಗಲಕೋಟೆ

1	ಶ್ರೀ ಸಾಯಿಬಾಬಾ ಮೀನುಗಾರಿಕೆ ಸಹಕಾರ ಸಂಘ ನಿ. ಕಲಾಪುರ ತಾ: ಬದಾಮಿ
2	ಶ್ರೀ ಸೇವಾಲಾಬ ಮೀನುಗಾರಿಕೆ ಸಹಕಾರ ಸಂಘ ನಿ. ಕಂದೂರು ತಾಂಡಾ ತಾ: ಬದಾಮಿ
3	ಮೀನುಗಾರಿಕೆ ಸಹಕಾರ ಸಂಘ ನಿ. ನಿ.ಗುಳೇಡಗುಡ್ಡ ತಾ: ಬದಾಮಿ
4	ಬಾಗಲಕೋಟೆ ತಾಲ್ಲೂಕು ಮೀನುಗಾರಿಕೆ ಸಹಕಾರ ಸಂಘ ನಿ. ಬಾಗಲಕೋಟೆ
5	ಶ್ರೀ ದುರ್ಗಾದೇವಿ ಮೀನುಗಾರಿಕೆ ಸಹಕಾರ ಸಂಘ ನಿ. ನಾಯನಗಲ ತಾ: ಬಾಗಲಕೋಟೆ
6	ರಾಜೀವಗಾಂಧಿ ಮೀನುಗಾರಿಕೆ ಸಹಕಾರ ಸಂಘ ನಿ. ಇಲಕಲ್ ತಾಲ್ಲೂಕು ಹುನಗುಂದ
7	ಮೀನುಗಾರರ ಸಹಕಾರ ಸಂಘ ನಿ. ಧನ್ಯೂರು ತಾಲ್ಲೂಕು ಹುನಗುಂದ
8	ಮೀನುಗಾರರ ಸಹಕಾರ ಸಂಘ ನಿ. ಇಲಕಲ್ ತಾಲ್ಲೂಕು ಹುನಗುಂದ
9	ಶ್ರೀ ಮಂಗಳಾದೇವಿ ಮಹಿಳಾ ಮೀನುಗಾರರ ಸಹಕಾರ ಸಂಘ ತಾ: ಹುನಗುಂದ
10	ಬಂಜಾರಾ ಮೀನುಗಾರರ ಸಹಕಾರ ಸಂಘ ನಿ.ಬೀಳಗಿ ತಾಲ್ಲೂಕು, ಬೀಳಗಿ
11	ಘಟಪ್ರಭಾ ಮೀನುಗಾರರ ಸಹಕಾರ ಸಂಘ ನಿ. ನಿಂಗಾಪುರ (ಪು.ಕೆಂ) ತಾಲ್ಲೂಕು, ಬೀಳಗಿ
12	ಮೀನುಗಾರರ ಸಹಕಾರ ಸಂಘ ನಿ. ಗಲಗಲ ತಾಲ್ಲೂಕು, ಬೀಳಗಿ
13	ಮುಧೋಳ ತಾಲ್ಲೂಕು ಮೀನುಗಾರರ ಸಹಕಾರ ಸಂಘ ಜಮಖಂಡಿ ಚೆಚುಂಡಿ ಬಿ.ಕೆ.ತಾಲ್ಲೂಕು, ಮುಧೋಳ
14	ರಾಜೀವಗಾಂಧಿ ಮೀನುಗಾರಿಕೆ ಸಹಕಾರ ಸಂಘ ನಿ. ಜಮಖಂಡಿ ತಾಲ್ಲೂಕು ಜಮಖಂಡಿ
15	ಜಂಬಗಿ ಬಿ.ಕೆ.ಮೀ.ಸ.ಸ.ನಿ ಜಂಬಗಿ ಬಿ.ಕೆ ತಾಲ್ಲೂಕು, ಜಮಖಂಡಿ
16	ಕಲ್ಯಾಣಕಾರಿ ಮೀ.ಸ.ಸಂ.ನಿ. ಜಮಖಂಡಿ ತಾಲ್ಲೂಕು, ಜಮಖಂಡಿ
17	ಮೀನುಗಾರರ ಸಹಕಾರ ಸಂಘ ನಿ. ಗಲಗಲ ತಾಲ್ಲೂಕು, ಬೀಳಗಿ
18	ಮುಧೋಳ ತಾಲ್ಲೂಕು ಮೀನುಗಾರರ ಸಹಕಾರ ಸಂಘ ಜಮಖಂಡಿ ಚೆಚುಂಡಿ ಬಿ.ಕೆ.ತಾಲ್ಲೂಕು, ಮುಧೋಳ
19	ರಾಜೀವಗಾಂಧಿ ಮೀನುಗಾರಿಕೆ ಸಹಕಾರ ಸಂಘ ನಿ. ಜಮಖಂಡಿ ತಾಲ್ಲೂಕು ಜಮಖಂಡಿ
20	ಜಂಬಗಿ ಬಿ.ಕೆ.ಮೀ.ಸ.ಸ.ನಿ ಜಂಬಗಿ ಬಿ.ಕೆ ತಾಲ್ಲೂಕು, ಜಮಖಂಡಿ
21	ಕಲ್ಯಾಣಕಾರಿ ಮೀ.ಸ.ಸಂ.ನಿ. ಜಮಖಂಡಿ ತಾ . ಜಮಖಂಡಿ

(19) ದಕ್ಷಿಣ ಕನ್ನಡ ಜಿಲ್ಲೆ

1	ಬೊಳೂರು ಮೊಗವೀರ ಪ್ರಾಥಮಿಕ ಮೀನುಗಾರರ ಸಹಕಾರ ಸಂಘ
2	ಮಂಗಳೂರು ಯಾಂತ್ರಿಕ ಮೀನುಗಾರರ ಪ್ರಾಥಮಿಕ ಸಹಕಾರ ಸಂಘ(ನಿ), ಸೌತ್ ವಾಕ್ವಾ, ಬಂದರು, ಮಂಗಳೂರು
3	ಮಂಗಳೂರು ಬೇಂಗ್ರೆ ಮೀನು ಗಾರರ ಸಹಕಾರ ಸಂಘ, ಬೇಂಗ್ರೆ, ಮಂಗಳೂರು
4	ಸಸಿಹಿತ್ಯ ಮೀನುಗಾರರ ಸಹಕಾರ ಸಂಘ. ಸಸಿಹಿತ್ಯ, ಅಂಚೆ-ಸಸಿಹಿತ್ಯ, ಮಂಗಳೂರು -574116.
5	ಮಂಗಳೂರು ಅಲ್ಪಸಂಖ್ಯಾತ ಯಾಂತ್ರಿಕ ಮೀನುಗಾರರ ಸಹಕಾರ ಸಂಘ. ನಿಯಮಿತ, ದಕ್ಷಿಣ ದಕ್ಕೆ, ಮಂಗಳೂರು
6	ಉಜ್ಜಲಬೋವಿ ಮೀನುಗಾರರ ಸಹಕಾರ ಸಂಘ(ನಿ), ಸೋಮೇಶ್ವರ ಉಜ್ಜಲ ಮಂಗಳೂರು.
7	ಮಂಗಳೂರು ಒಣಮೀನು ವ್ಯಾಪಾರಸ್ಥರ ಸಹಕಾರ ಸಂಘ (ನಿ) ಪಾಂಚೋ ಬಹಾರ್, ಬಂದರ್, ಮಂಗಳೂರು

8	ಮಂಗಳೂರು ಹೆದಿನಾರುಪಟ್ಟಿ ಮೀನುಗಾರಿಕಾ ಸೌಕರ್ಯ ವಿವಿಧೋದ್ದೇಶ ಸಹಕಾರಿ ಸಂಘ(ಸಿ)
9	ಬೋಳಾರ ಮೀನುಗಾರ ಮಹಿಳೆಯರ ಸೇವಾ ಸಹಕಾರಿ ಸಂಘ, ಮಂಗಳೂರು ತಾ ಬೋಳಾರ ಫೆರಿರಸ್ತಿ
10	ಮಂಗಳೂರು ಕರಾವಳಿ ಮೀನುಗಾರರ ವಿವಿಧೋದ್ದೇಶ ಪ್ರಾಥಮಿಕ ಸಹಕಾರ ಸಂಘ, ಸಿ. ಮಂಗಳೂರು
11	ಮುಲ್ಲ ಮಹಿಳಾ ಮೀನುಗಾರರ ವಿವಿಧೋದ್ದೇಶ ಪ್ರಾಥಮಿಕ ಸಹಕಾರ ಸಂಘ ಸಿ., ಮಂಗಳೂರು
12	ಮಂಗಳೂರು ಕರಾವಳಿ ಅಲ್ಪ ಸಂಖ್ಯಾತ ಮೀನುಗಾರರ ಪ್ರಾಥಮಿಕ ಸಹಕಾರಿ ಸಂಘ (ಸಿ) ಉತ್ತರ ಧಕ್ಕ, ಬಂದರು, ಮಂಗಳೂರು
13	ಇಡ್ಯಾ ಮೀನುಗಾರರ ಸಹಕಾರಿ ಸಂಘ ಸಿ., ಇಡ್ಯಾಗುಡ್ಡೆಕೊಪ್ಪ, ಸುರತ್ಕಲ್, ಮಂಗಳೂರು.
14	ಉಳ್ಳಾಲ ಮೀನುಗಾರ ಮಹಿಳೆಯರ ಸೇವಾ ಸಹಕಾರಿ ಸಂಘ ಸಿ., ಮೊಗವೀರ ಕಾಲನಿ, ಉಳ್ಳಾಲ.
15	ಉಳ್ಳಾಲ ಮೀನುಗಾರರ ವಿವಿಧೋದ್ದೇಶ ಪ್ರಾಥಮಿಕ ಸಹಕಾರ ಸಂಘ, ಸಿ. ಮತ್ತೈ ಸಹಕಾರಿ ಮಹಲ್, ದೇವಸ್ಥಾನ ರಸ್ತೆ, ಉಳ್ಳಾಲ- ೮75020.
16	ಮಂಗಳೂರು ಬ್ರಾಲ್ ಬೋಲ್ ಮೀನುಗಾರರ ಪ್ರಾಥಮಿಕ ಸಹಕಾರಿ ಸಂಘ (ಸಿ), ಸೌತ್ ವಾರ್ಡ್, ಬಂದರು, ಮಂಗಳೂರು- ೮75001.
17	ಹೊಸಬೆಟ್ಟು ಮೀನುಗಾರರ ಸಹಕಾರ ಸಂಘ (ಸಿ)ಹೊಸಬೆಟ್ಟು , ಮಂಗಳೂರು .
18	ಬೇಂಗ್ರೆ ಮೀನುಗಾರರ ಮಹಿಳೆಯರ ಸಹಕಾರ ಸಂಘ (ಸಿ) ಸಾಂಡ್ವಿಚ್ ಬೇಂಗ್ರೆ, ಮಂಗಳೂರು
19	ಮಂಗಳೂರು ಮೊಗವೀರ ಸಹಕಾರ ಸಂಘ(ಸಿ), ಬೋಳೂರು, ಮಂಗಳೂರು
20	ಮಿತ್ರಪಟ್ಟಿ ಮೀನುಗಾರರ ಪ್ರಾಥಮಿಕ ವಿವಿಧೋದ್ದೇಶ ಸಹಕಾರ ಸಂಘ(ಸಿ) ಜ್ಞಾನ ದೇಗುಲ ಕಟ್ಟಡ , ಅಂಚೆ - ಮುಕ್ಕ, ಮಂಗಳೂರು
21	ಕುಳಾಯಿ ಮೀನುಗಾರರ ಸಹಕಾರ ಸಂಘ (ಸಿ) ಕುಳಾಯಿ.
22	ದ.ಕೆ. ಮತ್ತು ಉಡುಪಿ ಜಿಲ್ಲಾ ಸಹಕಾರ ಮೀನು ಮಾರಾಟ ಮಾಹಾಮಂಡಳ (ಸಿ), ಅಂಚೆ ಪೆಟ್ಟಿಗೆ ಸಂ:114, ಮುಳಕಿತ್ತು, ಬೋಳಾರ , ಮಂಗಳೂರು
23	ಐವನದೀಪ ಮೀನುಗಾರರ ವಿವಿಧೋದ್ದೇಶ ಸಹಕಾರ ಸಂಘ ಸಿ.
24	ಪರಿಶಿಷ್ಟ ಪಾತಿ ಮೀನುಗಾರರ ವಿವಿಧೋದ್ದೇಶ ಪ್ರಾಥಮಿಕ ಸಹಕಾರ ಸಂಘ ಸಿ.,ಬೊಕ್ಕಪಟ್ಟಿ, ಬೇಂಗ್ರೆ.
25	ಬೈಕಂಪಾಡಿ ಮೀನುಗಾರರ ಸಹಕಾರ ಸಂಘ, ಮೀನ ಕಳಯ, ಬೈಕಂಪಾಡಿ, ಮಂಗಳೂರು
26	ಕರಾವಳಿ ಹೆಸಿಮೀನು ವ್ಯಾಪಾರಸ್ಥರ ಸಹಕಾರ ಸಂಘ, ಸೌತ್ ವಾ
(20) ಉಡುಪಿ ಜಿಲ್ಲೆ	
1	ಬೀಜಾಡಿ ಮೀನುಗಾರರ ಸಹಕಾರಿ ಸಂಘ.(ಸಿ). ಬೀಜಾಡಿ, ಕೋಬೇಶ್ವರ ಅಂಚೆ, ಕುಂದಾಪುರ ತಾಲ್ಲೂಕ್, ಉಡುಪಿ ಜಿಲ್ಲೆ
2	ಹೈ ಕರ್ನಾಟಕ ಜಿಲ್ಲರ ಮೀನು ವ್ಯಾಪಾರಸ್ಥರ ವಿವಿಧೋದ್ದೇಶ ಪ್ರಾಥಮಿಕ ಸಹಕಾರಿ ಸಂಘ (ಸಿ). ಕುಂದಾಪುರ (ತಾ), ಉಡುಪಿ ಜಿಲ್ಲೆ
3	ಗಂಗೋಳಿ ಮೀನುಗಾರರ ಸಹಕಾರಿ ಸಂಘ (ಸಿ). ಗಂಗೋಳಿ ಅಂಚೆ, ಕುಂದಾ ಪುರ (ತಾ),ಉಡುಪಿ ಜಿಲ್ಲೆ
4	ಮಹಾಸತಿ ಪ್ರಾಥಮಿಕ ಮಹಿಳಾ ಮೀನುಗಾರರ ಸಹಕಾರಿ ಸಂಘ (ಸಿ) ಗಂಗೋಳಿ ಅಂಚೆ, ಗಂಗೋಳಿ, ಕುಂದಾಪುರ ತಾಲ್ಲೂಕ್, ಉಡುಪಿ ಜಿಲ್ಲೆ.
5	ಕಿರಿಮಂಚೇಶ್ವರ ಮೀನುಗಾರರ ಸಹಕಾರಿ ಸಂಘ.(ಸಿ). ಕೊಡೇರಿ, ಕಿರಿಮಂಚೇಶ್ವರ ಅಂಚೆ, ಕುಂದಾಪುರ ತಾಲ್ಲೂಕ್, ಉಡುಪಿ ಜಿಲ್ಲೆ
6	ಹೆಮ್ಮಾಡಿ ಮೀನುಗಾರರ ಸಹಕಾರಿ ಸಂಘ.(ಸಿ). ಹೆಮ್ಮಾಡಿ ಅಂಚೆ, ಕುಂದಾ ಪುರ ತಾ , ಉಡುಪಿ ಜಿಲ್ಲೆ
7	ನಾವುಂದ ಮೀನುಗಾರರ ಸಹಕಾರಿ ಸಂಘ.(ಸಿ). ನಾವುಂದ ಅಂಚೆ, ಕುಂದಾ ಪುರ (ತಾ) ಉಡುಪಿ ಜಿಲ್ಲೆ
8	ಮಹಿಳಾ ಮೀನುಗಾರರ ವಿವಿಧೋದ್ದೇಶ ಸಹಕಾರಿ ಸಂಘ.(ಸಿ). ಮರವಂತೆ ಅಂಚೆ, ಕುಂದಾಪುರ ತಾಲ್ಲೂಕ್, ಉಡುಪಿ ಜಿಲ್ಲೆ
9	ಮರವಂತೆ ಮೀನುಗಾರರ ಸಹಕಾರಿ ಸಂಘ.(ಸಿ). ಮರವಂತೆ ಅಂಚೆ, ಕುಂದಾ ಪುರ ತಾ , ಉಡುಪಿ ಜಿಲ್ಲೆ
10	ತಾರಾಪತಿ ಮೀನುಗಾರರ ಸಹಕಾರಿ ಸಂಘ.(ಸಿ).ತಾರಾಪತಿ ಅಂಚೆ, ಪಡುವರಿ ಗ್ರಾಮ, ಕುಂದಾಪುರ ತಾಲ್ಲೂಕ್, ಉಡುಪಿ ಜಿಲ್ಲೆ
11	ಕರಾವಳಿ ಸಾಂಕ್ರದಾಯಕ ಮೀನುಗಾರರ ಸಹಕಾರಿ ಸಂಘ.(ಸಿ). ಉಪ್ಪಂದ ಅಂಚೆ, ಕುಂದಾಪುರ ತಾಲ್ಲೂಕ್, ಉಡುಪಿ ಜಿಲ್ಲೆ
12	ಬೈಂದೂರು ನೆಲಯ ಮಹಿಳಾ ಮೀನುಗಾರರ ವಿವಿಧೋದ್ದೇಶ ಸಹಕಾರಿ ಸಂಘ.(ಸಿ). ಉಪ್ಪಂದ ಅಂಚೆ, ಕುಂದಾ ಪುರ ತಾ , ಉಡುಪಿ ಜಿಲ್ಲೆ
13	ಹಡವಿನಕೋಣೆ ಮೀನುಗಾರರ ಸಹಕಾರಿ ಸಂಘ.(ಸಿ). ಹಡವಿನಕೋಣೆ, ಶಿರೂರು ಅಂಚೆ, ಕುಂದಾಪುರ ತಾಲ್ಲೂಕ್, ಉಡುಪಿ ಜಿಲ್ಲೆ
14	ಅಳ್ಳೆಗಡ್ಡೆ ಮಹಿಳಾ ಮೀನುಗಾರರ ಸಹಕಾರಿ ಸಂಘ.(ಸಿ). ಅಳ್ಳೆಗಡ್ಡೆ, ಶಿರೂರು ಅಂಚೆ, ಕುಂದಾಪುರ ತಾಲ್ಲೂಕ್, ಉಡುಪಿ ಜಿಲ್ಲೆ
15	ಅಲ್ಪಸಂಖ್ಯಾತರ ಮಹಿಳಾ ಮೀನುಗಾರರ ಸಹಕಾರಿ ಸಂಘ (ಸಿ). ಶಿರೂರು ಅಂಚೆ, ಕುಂದಾಪುರ ತಾ , ಉಡುಪಿ ಜಿಲ್ಲೆ

16	ಶಿರೂರು ವಲಯ ವಿವಿರೋದ್ದೇಶ ಮೀನುಗಾರರಸಹಕಾರಿ ಸಂಘ.(ನಿ), ಅಟ್ಟಿಗದ್ದೆ, ಶಿರೂರು ಅಂಚೆ, ಕುಂದಾಪುರ ತಾಲ್ಲೂಕ್, ಉಡುಪಿ ಜಿಲ್ಲೆ
(21) ಮೈಸೂರು ತಾಲ್ಲೂಕು	
1	ಮೀನು ಬೆಳೆಗಾರರ ಸಹಕಾರ ಸಂಘ ,ನಿ ಮೈಸೂರು ಮೈಸೂರು ಫಾಲ್ ಫಾರ್ಮ್ ಡೆವಲಪೆಂಟ್ ಎಜೆನ್ಸಿ
2	ಮೈಸೂರು ಜಿಲ್ಲಾ ಮಹಿಳಾ ಮೀನು ಉತ್ಪಾದಕರ ಹಾಗೂ ಮಾರಾಟ ಸಹಕಾರ ಸಂಘ ನಿ,ವಿಜಯನಗರ,ಮೈಸೂರು
3	ಮೈಸೂರು ಜಿಲ್ಲಾ ಪರಿಶಿಷ್ಟ ಜಾತಿ/ಪಂಗಡ ಮೀನು ಅಭಿವೃದ್ಧಿ ಸಹಕಾರ ಸಂಘ ನಿ,ಸಿದ್ಧಾರ್ಥನಗರ
4	ಅಲ್ಪ ಸಂಖ್ಯಾತರ & ಹಿಂದು ಷದ ವರ್ಗದವರ ಮೀನು ಉತ್ಪಾದನಾ ಮಾರಾಟ ಸಹಕಾರ ಸಂಘ, ಮೈಸೂರು
5	ತಾಲ್ಲೂಕು ಫಿಶ್ ಫೈಡ್‌ಕ್ಯೂಸ್ & ಮಾರಾಟಗಾರರ ಸಹಕಾರ ಸಂಘ ,ನಿ, ದೇವರಾಜು ಮಾರುಕಟ್ಟೆ,ಮೈಸೂರು
6	ಲಕ್ಷೀನಾರಾಯಣ ಮೀನುಗಾರಿಕೆ ಸಹಕಾರ ಸಂಘ,ನಿ ರಮ್ಯನಹಳ್ಳಿ
7	ಶ್ರೀ ಈಶ್ವರ ಮೀನು ಉತ್ಪಾದನೆ ಮತ್ತು ಮಾರಾಟ ಸಹಕಾರ ಸಂಘ,ನಿ ಮೆಲ್ಲಹಳ್ಳಿ
8	ಕೆರೆ ಅಭಿವೃದ್ಧಿ ಮತ್ತು ಮೀನು ಉತ್ಪಾದಕರ ಸಹಕಾರ ಸಂಘ,ನಿ ಮೈಸೂರು
9	ಗಂಗಾಪರಮೇಶ್ವರಿ ಮೀನುಗಾರರ ಸಹಕಾರ ಸಂಘ,ನಿ ಮೆಲ್ಲಹಳ್ಳಿ
10	ಶ್ರೀ ಬಸವೇಶ್ವರ ಸಹಕಾರ ಸಂಘ,ನಿ ಗುಜ್ಜೇಗೌಡನಪುರ.
11	ಮೀನುಗಾರರ ಸಹಕಾರ ಸಂಘ ,ನಿ ಉದ್ಡಿಯ ಹಯಮರ ಹೋಬಳಿ
12	ಒಳನಾಡು ಉಲಾಶಯ ಮತ್ತು ಮೀನುಅಭಿವೃದ್ಧಿ ಸಹಕಾರ ಸಂಘ ಮೈಸೂರು
13	ಕಸಬಾ ಹೋಬಳಿ ಮಹಿಳಾ ಮೀ.ಸಸಂ
14	ಎಡಹಳ್ಳಿ ಮಹಿಳಾ ಮೀನು ಗಾರರ ಸಹಕಾರ ಸಂಘ,ನಿ ಮೀನಾಕ್ಷಿಮಠ,ಇಲವಾಲ ಹೋಬಳಿ
15	ಮೀನುಗಾರರ ಸಹಕಾರ ಸಂಘ ,ನಿ ಚಿಕ್ಕಹನಸೋಲೆ
16	ಮೀನುಗಾರರ ಸಹಕಾರ ಸಂಘ ,ನಿ ಹಂಪಾಪುರ
17	ಮೀನುಗಾರರ ಸಹಕಾರ ಸಂಘ ನಿ ಭೇರ್ಯ
18	ಮೀನುಗಾರರ ಸಹಕಾರ ಸಂಘ ನಿ ಹೊಸ ಅಗ್ರಹಾರ
19	ತಾಲ್ಲೂಕು ಮೀನುಗಾರರ ಸಹಕಾರ ಸಂಘ,ನಿ, ಹೆಚ್.ಡಿ. ಶೋಲೆ
20	ಡಾ:ಅಂಬೇಡ್ಕರ್ ಮೀನುಗಾ ರರ ಸಹಕಾರ ಸಂಘ ನಿ ಹ್ಯಾಂಡ್‌ಮೋಸ್ಟೆ
21	ಕಜನಿ ಕಾಲೋನಿ ಗಿರಿಜನ ಮೀನುಗಾರರ ಸಹಕಾರ ಸಂಘ,ನಿ
22	ಕಜನಿ ಉಲಾಶಯ ಹಿನ್ನೀರು ಮೀನುಗಾರರ ಸಹಕಾರ ಸಂಘ,ನಿ ಮಗ್ಗೆ
23	ಮೀನುಗಾರರ ಸಹಕಾರ ಸಂಘ ನಿ, ಕಜನಿ
24	ಮೀನುಗಾರರ ಸಹಕಾರ ಸಂಘ,ನಿ ಶೋಳಗಾಲ
25	ಮೀನುಗಾರರ ಸಹಕಾರ ಸಂಘ,ನಿ ಅಂತರಸಂತೆ
26	ಮೀನುಗಾರರ ಸಹಕಾರ ಸಂಘ,ನಿ ರತ್ನಪುರಿ
27	ಆಂಜನೇಯಸ್ವಾಮಿ ಮೀನುಗಾರರ ಸಹಕಾರ ಸಂಘ,ನಿ. ಮರೂರು
28	ಮೀನುಗಾರಿಕೆ ಸಹಕಾರಿ ಸಂಘ ನಿ,ಹೈರಿಗೆ
29	ಮೀನುಗಾರರ ಸಹಕಾರ ಸಂಘ ನಿ, ಕುಡಿನೀರು ಮುದ್ದನಹಳ್ಳಿ
30	ಪಾಲ್ಕೂಕಿ ಮೀನುಗಾರರ ಸಹಕಾರ ಸಂಘ,ನಿ,ಬನ್ನಿಕುಪ್ಪೆ
31	ಮೀನುಗಾರರ ಸಹಕಾರ ಸಂಘ,ನಿ ಪೆಂಜಹಳ್ಳಿ
32	ಮೀನುಗಾರರ ಸಹಕಾರ ಸಂಘ,ನಿ ಗಾವಡಗೆರೆ
33	ಮೀನುಗಾರರ ಸಹಕಾರ ಸಂಘ,ನಿ ಜಳಕೆರೆ
34	ಮೀನುಗಾರರ ಸಹಕಾರ ಸಂಘ,ನಿ ತಿರಿಯಾಪಟ್ಟಣ
35	ಗಿರಿಜನ ಮೀನುಗಾರರ ಸಹಕಾರಿ ಸಂಘ ,ನಿ ಕೊಪ್ಪ
36	ಮಹಿಳಾ ಮೀನುಗಾರರ ಸಹಕಾರ ಸಂಘ,ನಿ ಕಂಪಲಾಪುರ
37	ಶ್ರೀ ಆದಿಶಕ್ತಿ ಮಹಿಳಾ ಮೀನುಗಾರರ ಸಹಕಾರ ಸಂಘ ನಿ ರಾವಂದೂರು ವಿ.ಪಟ್ಟಣ
38	ಜಾಮುಂಡೇಶ್ವರಿ ಮೀನುಗಾರರ ಸಹಕಾರ ಸಂಘ ನಿ, ಸಂಜನಗೂಡು
39	ಮೀನುಗಾರರ ಸಹಕಾರ ಸಂಘ,ನಿ ಹದಿನಾರುಮೋಳೆ
40	ಆಂಜನೇಯಸ್ವಾಮಿ ಮೀನುಗಾರರ ಸಹಕಾರ ಸಂಘ,ನಿ,ಶಿರಮೈ
41	ಅಹಲ್ಯಾ ಮೀ .ಸ ಸಂ ಅಹಲ್ಯಾ
42	ಡಾ: ಬಿ.ಆರ್ ಅಂಬೇಡ್ಕರ್ ಮೀನುಗಾರರ ಸಹಕಾರ ಸಂಘ ನಿ ಹರತಲೆ

43	ಶ್ರೀವೇಣಿ ಮೀನುಗಾರರ ಸಹಕಾರ ಸಂಘ, ಸಿ.ತಿ.ನರಸೀಪುರ
44	ಚಾಮುಂಡೇಶ್ವರಿ ಮೀನುಗಾರರ ಸಹಕಾರ ಸಂಘ, ಸಿ. ಬನ್ನೂರು
45	ಮೀನುಗಾರರ ಸಹಕಾರ ಸಂಘ, ಸಿ.ಕಲಿಯೂರು
46	ತಾಲ್ಲೂಕು ಪರಿಶಿಷ್ಟ ಜಾತಿ / ಪರಿಶಿಷ್ಟ ಪಂಗಡ ವ್ಯಕ್ತಿಸಿರತೆ ಮೀನು ಉತ್ಪಾದಕರ ಮತ್ತು ಮಾರಾಟಗಾರರ ಸಹಕಾರ ಸಂಘ ಸಿ.ತಿ.ನರಸೀಪುರ
47	ಮೀನುಗಾರರ ಸಹಕಾರ ಸಂಘ, ಸಿ.ಶ್ರೀರಂಗನಾಪುರ
48	ಶ್ರೀ ರಾಮ ಮೀನುಗಾರರ ಸಹಕಾರ ಸಂಘ ಸಿ. ತಡಿಮಾಲಂಗಿ
49	ಚಾಮುಂಡೇಶ್ವರಿ ಮೀನು ಗಾರರ ಸಹಕಾರ ಸಂಘ ಸಿ. ಚಿಡನಕಟ್ಟು
(22) ಮಂಡ್ಯ ಜಿಲ್ಲೆ	
1	ಮಂಡ್ಯ ಜಿಲ್ಲಾ ಮೀನುತ್ಪಾದಕರ ಅಭಿವೃದ್ಧಿ ಸಂಸ್ಥೆ ಹಾಗೂ ಮೀನು ಬೆಳೆಗಾರರ ಸಹಕಾರ ಸಂಘ (ಸಿ) ಮಂಡ್ಯ
2	ಮಂಡ್ಯ ಜಿಲ್ಲಾ ಕಾವೇರಿ ಮಹಿಳಾ ಮೀನುಗಾರರ ಸಹಕಾರ ಸಂಘ(ಸಿ) ಮಂಡ್ಯ
3	ಶ್ರೀ ಗಂಗಾಪರಮೇಶ್ವರಿ ಮೀನುಗಾರಿಕೆ ಸಹಕಾರ ಸಂಘ (ಸಿ) ಹೊಳಲು
4	ಶ್ರೀ ಗಂಗಾಪರಮೇಶ್ವರಿ ಮೀನುಗಾರಿಕೆ ಸಹಕಾರ ಸಂಘ (ಸಿ) ಕರಸವಾಡಿ
5	ಮಂಡ್ಯ ನಗರ ಮೀನುಗಾರರ ಸಹಕಾರ ಸಂಘ (ಸಿ) ಮುಸ್ಲಿಂಬ್ಲಾಕ್, ಮಂಡ್ಯ
6	ಶ್ರೀ ಗಂಗಾಪರಮೇಶ್ವರಿ ಮೀನುಗಾರಿಕೆ ಸಹಕಾರ ಸಂಘ (ಸಿ) ಕನಕಾ ಕೊತ್ತತ್ತಿ ಗಾಂಧೀನಗರ
7	ಶ್ರೀ ಗಂಗಾಪರಮೇಶ್ವರಿ ಮೀನುಗಾರಿಕೆ ಸಹಕಾರ ಸಂಘ (ಸಿ) ಕನ್ನಟ
8	ಶ್ರೀ ಗಂಗಾಪರಮೇಶ್ವರಿ (ಬೆನ್ನರು) ಮೀನುಗಾರಿಕೆ ಮಹಿಳಾ ಸಹಕಾರ ಸಂಘ (ಸಿ) ಮಂಡ್ಯ
9	ಕಾಮಧೇನು ಹಿಂದುಳಿದ ವರ್ಗಗಳ ಮೀನುಗಾರರ ವಿವಿಧೋದ್ದೇಶ ಸಹಕಾರ ಸಂಘ (ಸಿ) ಅಶೋಕ ನಗರ,
10	ಶ್ರೀ ಚೌಡೇಶ್ವರಿ ಮೀನುಗಾರಿಕೆ ಮಹಿಳಾ ಸಹಕಾರ ಸಂಘ (ಸಿ) ಕೊತ್ತತ್ತಿ
11	ಶ್ರೀ ಗಂಗಾಪರಮೇಶ್ವರಿ ಮೀನುಗಾರಿಕೆ ಸಹಕಾರ ಸಂಘ (ಸಿ) ಮಂಗಲ
12	ಶ್ರೀ ಸಿದ್ದೇಶ್ವರ ಮಹಿಳಾ ಮೀನುಗಾರಿಕೆ ಸಹಕಾರ ಸಂಘ (ಸಿ) ಕಿರುಗಾವಲು
13	ಶ್ರೀ ಹಲವರ್ತಿನಿ ಮೀನುಗಾರರ ಸಹಕಾರ ಸಂಘ (ಸಿ) ಭಾರತಿನಗರ
14	ಶ್ರೀ ಗಂಗಾಪರಮೇಶ್ವರಿ ಮೀನುಗಾರಿಕೆ ಸಹಕಾರ ಸಂಘ (ಸಿ) ಮದ್ದೂರು
15	ಕೊಪ್ಪ ಶ್ರೀ ಏಕೋರಮ್ಮ ಮೀನುಗಾರರ ಸಹಕಾರ ಸಂಘ (ಸಿ) ಕೊಪ್ಪ, ಮದ್ದೂರು ತಾಲ್ಲೂಕು
16	ಶ್ರೀ ಕಾಲಭೈರವೇಶ್ವರ ಮಹಿಳಾ ಮೀನುಗಾರರ ಸಹಕಾರ ಸಂಘ (ಸಿ) ಕೊಪ್ಪ, ಮದ್ದೂರು
17	ಶ್ರೀ ಕಬ್ಬಾಳಮ್ಮ ಮೀನುಗಾರರ ಮಹಿಳಾ ಸಹಕಾರ ಸಂಘ (ಸಿ) ಮಣಿಗರೆ, ಮದ್ದೂರು
18	ಶ್ರೀ ಗಂಗಾಪರಮೇಶ್ವರಿ ಮೀನುಗಾರಿಕೆ ಸಹಕಾರ ಸಂಘ (ಸಿ) ಮಳವಳ್ಳಿ
19	ಶ್ರೀ ಗಂಗಾಪರಮೇಶ್ವರಿ ಮೀನುಗಾರರ ಸಹಕಾರ ಸಂಘ (ಸಿ) ಕಲ್ಲುಣಿ
20	ಶ್ರೀ ಗಂಗಾಪರಮೇಶ್ವರಿ ಮೀನುಗಾರರ ಸಹಕಾರ ಸಂಘ (ಸಿ) ಬೆಳಕವಾಡಿ
21	ಶ್ರೀ ಗಂಗಾಪರಮೇಶ್ವರಿ ಮೀನುಗಾರರ ಸಹಕಾರ ಸಂಘ (ಸಿ) ನಿಜ್ಜೂರು
22	ಶ್ರೀ ಭಗೀರಥಿ ಮೀನುಗಾರರ ಸಹಕಾರ ಸಂಘ (ಸಿ) ಬಿ.ಜಿ.ಮೊಳೆ
23	ಶ್ರೀ ಗಂಗಾಪರಮೇಶ್ವರಿ ಮೀನುಗಾರರ ಸಹಕಾರ ಸಂಘ (ಸಿ) ಕಿರುಗಾವಲು
24	ಶ್ರೀ ಗಂಗಾಪರಮೇಶ್ವರಿ ಮೀನುಗಾರರ ಮಹಿಳಾ ಸಹಕಾರ ಸಂಘ (ಸಿ) ಮಳವಳ್ಳಿ
25	ಶ್ರೀ ಗಂಗಾಪರಮೇಶ್ವರಿ (ಬೆನ್ನರು) ಮೀನುಗಾರಿಕೆ ಮಹಿಳಾ ಸಹಕಾರ ಸಂಘ (ಸಿ) ಮಳವಳ್ಳಿ
26	ಕೆರೆತೋಣ್ಣೂರು ಮೀನುಗಾರರ ಸಹಕಾರ ಸಂಘ (ಸಿ) ಕೆರೆತೋಣ್ಣೂರು
27	ಡಾ/ಜಿ.ಆರ್.ಅಂಜೇಶ್ವರ್ ಪರಿಶಿಷ್ಟ ಜಾತಿ ವರ್ಗಗಳ ಮೀನುಗಾರರ ಸಹಕಾರ ಸಂಘ (ಸಿ) ತಿರುಮಲಾಪುರ
28	ಪಾಂಡವಪುರ ಪಟ್ಟಣ ಮೀನುಗಾರರ ಸಹಕಾರ ಸಂಘ (ಸಿ) ಪಾಂಡವಪುರ
29	ಕಾವೇರಿ ದಲಿತ ಮತ್ತು ಹಿಂದುಳಿದ ಮಹಿಳಾ ಮೀನುಗಾರರ ಸಹಕಾರ ಸಂಘ (ಸಿ) ನಾರ್ಥ್‌ಬ್ಯಾಂಕ್
30	ವಿವಿಧೋದ್ದೇಶ ಮೀನುಗಾರರ ಮಹಿಳೆಯರ ಸಹಕಾರ ಸಂಘ (ಸಿ) ಗಂಜಾಂ
31	ಶ್ರೀ ಗಂಗಾಪರಮೇಶ್ವರಿ ಮೀನುಗಾರರ ಸಹಕಾರ ಸಂಘ (ಸಿ) ಗಂಜಾಂ
32	ಅರಕೆರ ಮೀನುಗಾರರ ಸಹಕಾರ ಸಂಘ (ಸಿ) ಅರಕೆರ
33	ಶ್ರೀ ಗಂಗಾಪರಮೇಶ್ವರಿ ಮೀನುಗಾರರ ಸಹಕಾರ ಸಂಘ (ಸಿ) ಕೆ.ಆರ್.ಬೇಟೆ
34	ನಿಸರ್ಗ ವಿವಿಧೋದ್ದೇಶ ಮೀನುಗಾರರ ಸಹಕಾರ ಸಂಘ (ಸಿ) ಸೋಮನಹಳ್ಳಿ
35	ಮೀನುಗಾರರ ಸಹಕಾರ ಸಂಘ (ಸಿ) ಬೆಳ್ಳುರು, ನಾಗಮಂಗಲ
36	ಶ್ರೀ ಗಂಗಾಪರಮೇಶ್ವರಿ ಮೀನುಗಾರರ ಸಹಕಾರ ಸಂಘ (ಸಿ) ನಾಗಮಂಗಲ

97	ದೊಡ್ಡಮ್ಮದೇವಿ ಮೀನುಗಾರರ ಸಹಕಾರ ಸಂಘ (ನಿ) ಮೊಳೆ ಗ್ರಾಮ
98	ಶ್ರೀ ಮಾಯತಿ ಮೀನುಗಾರರ ಸಹಕಾರ ಸಂಘ (ನಿ) ನಾಗಮಂಗಲ
(23) ಹಾಸನ	
1	ಲಕ್ಷ್ಮಿ ಮೀನುಗಾರರ ಸಹಕಾರ ಸಂಘ ನಿ., ಹಾಸನ
2	ಶ್ರೀ ಗಂಗಾ ಪರಮೇಶ್ವರಿ ಮೀನುಗಾರರ ಸಹಕಾರ ಸಂಘ ನಿ., ಹರಗು
3	ಮೀನುಗಾರರ ಸಹಕಾರ ಸಂಘ ನಿ., ಜಾಜೂರು
4	ಮೀನುಗಾರರ ಸಹಕಾರ ಸಂಘ ನಿ., ಗಂಡನಿ ಹ್ಯಾಂಡ್ ಪೋಸ್ಟ್
5	ಮೀನುಗಾರರ ಸಹಕಾರ ಸಂಘ ನಿ., ಕಣಕಟ್ಟೆ
6	ಮೀನುಗಾರರ ಸಹಕಾರ ಸಂಘ ನಿ., ಅರಸೀಕೆರೆ
7	ಮೀನುಗಾರರ ಸಹಕಾರ ಸಂಘ ನಿ., ಚನ್ನರಾಯಪಟ್ಟಣ
8	ಶ್ರೀ ಗಂಗಾಪರಮೇಶ್ವರಿ ಮೀನುಗಾರರ ಸಹಕಾರ ಸಂಘ ನಿ., ಬಾಗೂರು
9	ಶ್ರೀ ಗಂಗಾಪರಮೇಶ್ವರಿ ಮೀನುಗಾರರ ಸಹಕಾರ ಸಂಘ ನಿ., ಅನೇಕೆರೆ
10	ಗಂಗಾಭವಾನಿ ಮೀನುಗಾರರ ಸಹಕಾರ ಸಂಘ ನಿ., ಹೊಳೆನರಸೀಪುರ
11	ಕಾವೇರಿ ಮೀನುಗಾರರ ಸಹಕಾರ ಸಂಘ ನಿ., ರಾಮನಾಥಪುರ
12	ಯೆಗಣಿ ಮೀನುಗಾರರ ಸಹಕಾರ ಸಂಘ ನಿ., ಬೇಲೂರು
13	ಪೊಯ್ಯ ಮೀನುಗಾರರ ಸಹಕಾರ ಸಂಘ ನಿ., ಹಳೇಬೀಡು
14	ಪ.ಜಾತಿ/ಪ.ಪಂಗಡದ ಮೀನುಗಾರರ ಸಹಕಾರ ಸಂಘ ನಿ., ಕಂತೇನಹಳ್ಳಿ
15	ಮೀನುಗಾರರ ಸಹಕಾರ ಸಂಘ ನಿ., ದಿಂಡಗೂರು ಚನ್ನರಾಯಪಟ್ಟಣ ತಾ.
16	ಶ್ರೀ ಗಂಗಾಪರಮೇಶ್ವರಿ ಮೀನುಗಾರರ ಸಹಕಾರ ಸಂಘ ನಿ., ಸ್ವವಣೇರಿ ಚನ್ನರಾಯಪಟ್ಟಣ ತಾ.
(24) ಕೊಡಗು ಜಿಲ್ಲೆ	
1	ಕೊಡಗು ಮೀನು ಮಾರಾಟ ಸಹಕಾರ ಸಂಘ ನಿ. ಮಡಿಕೇರಿ
2	ಶ್ರೀ ಕಾವೇರಿ ಮೀನುಗಾರರ ಸಹಕಾರ ಸಂಘ ನಿ.ನಿ. ಹಾರಂಗಿ
(25) ಚಾಮರಾಜನಗರ ಜಿಲ್ಲೆ	
1	ಕೊಳ್ಳೇಗಾಲ ತಾಲ್ಲೂಕು ಪ.ಜಾ./ಪಪಂ ಮೀನು ಗಾರರ ಸಹಕಾರ ಸಂಘ, ಕೊಳ್ಳೇಗಾಲ
2	ಕಾಮಗೆರೆ, ಮೀನುಗಾರರ ಸಹಕಾರ ಸಂಘ., ಕಾಮಗೆರೆ
3	ಕಾವೇರಿ ಮೀನುಗಾರರ ಸಹಕಾರ ಸಂಘ., ಮುಟ್ಟೂರು
4	ಪಾಳ್ಯ ಮೀನುಗಾರರ ಸಹಕಾರ ಸಂಘ., ಪಾಳ್ಯ
5	ಮೀನುಗಾರರ ಸಹಕಾರ ಸಂಘ., ದೊಡ್ಡಿಯಬಾಡಿ
6	ಕಾವೇರಿ ಮೀನುಗಾರರ ಸಹಕಾರ ಸಂಘ., ಗೋಪಿನಾಥಂ
7	ಮೀನುಗಾರರ ಸಹಕಾರ ಸಂಘ., ನಿಯಮಿತ, ಕುಂತೂರುಮೊಳೆ
8	ಗಂಗನದೊಡ್ಡಿ ಮೀನುಗಾರರ ಸಹಕಾರ ಸಂಘ., ಗಂಗನದೊಡ್ಡಿ
9	ಭುವನೇಶ್ವರಿ ಮೀನುಗಾರರ ಸಹಕಾರ ಸಂಘ., ಬೆದ್ದನಹಾಳ್ಯ
10	ಕೊಳ್ಳೇಗಾಲ ಮೀನುಗಾರರ ಸಹಕಾರ ಸಂಘ., ಕೊಳ್ಳೇಗಾಲ
11	ಹರಳೆ ಮೀನುಗಾರರ ಸಹಕಾರ ಸಂಘ., ಹರಳೆ
12	ಚಾಮರಾಜನಗರ ತಾಲ್ಲೂಕು, ಮೀನುಗಾರರ ಮೀನು ಮಾರಾಟ ಸಹಕಾರ ಸಂಘ ನಿ, ಚಾಮರಾಜನಗರ
13	ವೃತ್ತಿನಿರತ ಪ.ಜಾ. ಮೀನುಗಾರರ ಮೀನು ಮಾರಾಟ ಸಹಕಾರ ಸಂಘ ನಿ, ಚಾಮರಾಜನಗರ
14	ನಿಸರ್ಗ ಮೀನುಗಾರರ ಸಹಕಾರ ಸಂಘ., ಚಿಕ್ಕಮೊಳೆ
15	ಬುಡಕಟ್ಟು ಸೋಲಗರ ಮೀನುಗಾರರ ಸಹಕಾರ ಸಂಘ., ಅಬ್ಬುಗುಳಪುರ
16	ಮೀನುಗಾರರ ಸಹಕಾರ ಸಂಘ., ಹೊಂಗನೂರು
17	ಕಂದಳ್ಳಿ ಮೀನುಗಾರರ ಸಹಕಾರ ಸಂಘ., ಕಂದಳ್ಳಿ
18	ಬಸವಾಪುರ ಮಹಿಳಾ ಮೀನುಗಾರರ ಸಹಕಾರ ಸಂಘ., ಬಸವಾಪುರ
19	ಭಗೀರಥ ಮೀನುಗಾರರ ಸಹಕಾರ ಸಂಘ., ಕೆಸ್ಕೂರು
20	ನಿಸರ್ಗ ಮೀನುಗಾರರ ಸಹಕಾರ ಸಂಘ., ಯಳಂದೂರು
21	ಗಂಗಾಪರಮೇಶ್ವರಿ ಮೀನುಗಾರರ ಸಹಕಾರ ಸಂಘ., ಅಗರ
22	ಗುಂಡ್ಲುಪೇಟೆ ತಾ ಮೀನುಗಾರರ ಸಹಕಾರ ಸಂಘ, ಗುಂಡ್ಲುಪೇಟೆ

23	ಬಸವೇಶ್ವರ ಮೀನುಗಾರರ ಸಹಕಾರ ಸಂಘ, ಕೂತನೂರು
24	ಮಹಿಳಾ ಮೀನುಗಾರರ ಸಹಕಾರ ಸಂಘ, ಗುಂಡ್ಲುಪೇಟೆ
(26) ಶಿವಮೊಗ್ಗ ಜಿಲ್ಲೆ	
1	ಶಿವಮೊಗ್ಗ ಜಿಲ್ಲಾ ಮೀನು ಕೃಷಿಕರ ಅಭಿವೃದ್ಧಿ ಮತ್ತು ಬೆಳೆಗಾರರ ಸ.ಸಂ.ನಿ.
2	ಶಿವಮೊಗ್ಗ ತಾಲ್ಲೂಕು ಮೀನುಗಾರರ ಸಹಕಾರ ಸಂಘ ನಿ., ಗೊಂದಿಪಟ್ಟಣ, ಶಿವಮೊಗ್ಗ
3	ಭದ್ರಾ ಮೀನುಗಾರರ ಸಹಕಾರ ಸಂಘ ನಿ., ಭದ್ರಾವತಿ
4	ತುಂಗಾಭದ್ರಾ ಮೀನುಗಾರರ ಸಹಕಾರ ಸಂಘ, ಹೊಳೆಹೊನ್ನೂರು ಭದ್ರಾವತಿ ತಾಲ್ಲೂಕು
5	ತುಂಗಾ ಮೀನುಗಾರರ ಸಹಕಾರ ಸಂಘ ನೌಜನರ ಕ್ಯಾಂಪ್, ಬುಂಡಗಡ್ಡೆ, ತೀರ್ಥಹಳ್ಳಿ ತಾಲ್ಲೂಕು
6	ತಾಲ್ಲೂಕು ಮೀನುಗಾರರ ಸಹಕಾರ ಸಂಘ ನಿ., ಸಾಗರ
7	ಕುಮುದತ್ತಿ ಮೀನುಗಾರರ ಸಹಕಾರ ಸಂಘ ನಿ., ಶಿಕಾರಿಪುರ
8	ಮೀನುಗಾರಿಕೆ ಸಹಕಾರ ಸಂಘ ನಿ., ನೂರಬ
9	ಶರಾವತಿ ಮೀನುಗಾರಿಕೆ ಸಹಕಾರ ಸಂಘ ನಿ., ಹೊಸನಗರ
(27) ಚಿಕ್ಕಮಗಳೂರು ಜಿಲ್ಲೆ	
1	ಮೀನುಗಾರಿಕೆ ಸಹಕಾರ ಸಂಘ.ನಿ., ಮೇದರಹಳ್ಳಿ
2	ಶ್ರೀ ಭೇಟೆ ರಂಗನಾಥಸ್ವಾಮಿ ಮೀನುಗಾರರ ಸಹಕಾರ ಸಂಘ ನಿ., ಈಶ್ವರಹಳ್ಳಿ
3	ಶ್ರೀ ಗಂಗಾ ಪರಿಶಿಷ್ಟಜಾತಿ ಪರಿಶಿಷ್ಟ ಪಂಗಡ ಮೀನುಗಾರರ ಸಹಕಾರ ಸಂಘ ನಿ., ಚಿಕ್ಕಮಗಳೂರು
4	ಮೀನುಗಾರರ ಸಹಕಾರ ಸಂಘ ನಿ., ತರೀಕೆರೆ
5	ಬ್ರೈಬಲ್ ಮೀನುಗಾರರ ಸಹಕಾರ ಸಂಘ ನಿ., ಕಡೂರು
6	ಸಖರಾಯಪಟ್ಟಣ ಹೋಬಳಿ ಪರಿಶಿಷ್ಟ ಜಾತಿ ವರ್ಗಗಳ ಮೀನುಗಾರರ ಸಹಕಾರ ಸಂಘ ನಿ., ಸಖರಾಯಪಟ್ಟಣ
7	ವಿಷ್ಣುಸಮುದ್ರ ಮೀನುಗಾರರ ಸಹಕಾರ ಸಂಘ ನಿ., ಅಂಗ್ಲಾಪುರ
8	ಶ್ರೀ ಸತ್ಯನೇವಾಲಾಲ್ ಪರಿಶಿಷ್ಟ ಜಾತಿ/ಪಂಗಡ ಮೀನುಗಾರರ ಸಹಕಾರ ಸಂಘ ನಿ., ಚಿಕ್ಕಂಗಲೆ
(28) ಚಿತ್ರದುರ್ಗ ಜಿಲ್ಲೆ	
1	ಮಲ್ಲಾಪುರ ಎಸ್.ಆ/ ಎಸ್.ಆ. ಮೀನುಗಾರಿಕೆ ಸಹಕಾರ ಸಂಘ ನಿ.
2	ಮೀನುಗಾರರ ಅಭಿವೃದ್ಧಿ ಸಹಕಾರ ಸಂಘ ನಿ., ಹಿಳ್ಳೇಕೆರೆಹಳ್ಳಿ
3	ಬೌಡೇಶ್ವರಿ ಮೀನುಗಾರರ ಸಹಕಾರ ಸಂಘ ನಿ., ಉಪ್ಪಾರಹಳ್ಳಿ
4	ಶಿಡ್ಲೆಯ್ಯನಕೋಟೆ ಮೀನುಗಾರರ ಸಹಕಾರ ಸಂಘ ನಿ.,
5	ವಾಣಿವಿಲಾಸ ಸಾಗರ ಮೀನು ಗಾರರ ಸಹಕಾರ ಸಂಘ ನಿ.,
6	ವೌದಾವತಿ ಮೀನುಗಾರರ ಅಭಿವೃದ್ಧಿ ಮತ್ತು ಮಾರಾಟ ಸಹಕಾರ ಸಂಘ
7	ರಾಣಿಕೆರೆ ಮೀನುಗಾರರ ಸಂಘ, ಮೀರನಾಜಹಳ್ಳಿ
8	ಪರಿಶಿಷ್ಟ ವರ್ಗಗಳ ಮೀನುಗಾರರ ಸಹಕಾರ ಸಂಘ, ನಾಯ್ಕನಹಳ್ಳಿ
9	ವೌದಾವತಿ ಮೀನುಗಾರರ ಸಂಘ, ಪರುಶುರಾಂಪುರ
10	ನುಂಕಮಲೇ ಸಿದ್ದೇಶ್ವರ ಮೀನುಗಾರಿಕೆ ಸಹಕಾರ ಸಂಘ, ಬೊಮ್ಮೇಂಗನಹಳ್ಳಿ
(29) ದಾವಣಗೆರೆ ಜಿಲ್ಲೆ	
1	ಶ್ರೀ ವೆಂಕಟೇಶ್ವರ ಮೀನು ಉತ್ಪಾದನಾ ಮಾರಾಟ ಮತ್ತು ಸಂಸ್ಕರಣಾ ಸಹಕಾರ ಸಂಘ ನಿ., ಮಾಗಾನಹಳ್ಳಿ
2	ಮೀನುಗಾರರ ಸಹಕಾರ ಸಂಘ ನಿ., ಹದಡಿ
3	ಮೀನುಗಾರರ ಸಹಕಾರ ಸಂಘ ನಿ., ಕುಂದುವಾಡ
4	ಮೀನುಗಾರರ ಸಹಕಾರ ಸಂಘ ನಿ., ಬಲ್ಲೂರು
5	ಬನಶಂಕರಿ ಮೀನುಗಾರರ ಸಹಕಾರ ಸಂಘ ನಿ., ಅನೇರಗೆರೆ ದಾವಣಗೆರೆ ತಾ
6	ಮತ್ಸ್ಯಾಂಜನೇಯ ಮೀನುಗಾರರ ಸಹಕಾರ ಸಂಘ ನಿ., ಕಂದಗಲ್, ದಾವಣಗೆರೆ ತಾ
7	ಮೀನುಗಾರರ ಸಹಕಾರ ಸಂಘ ನಿ., ಗುತ್ತೂರು
8	ಶ್ರೀ ಗಂಗಾ ಪರಮೇಶ್ವರಿ ಮೀನು ಉತ್ಪಾದನಾ ಮಾರಾಟ ಮತ್ತು ಸಂಸ್ಕರಣಾ ಸಹಕಾರ ಸಂಘ ನಿ., ಕೊಂಡಣ್ಣ
9	ಶ್ರೀ ಅಂಜನೇಯಸ್ವಾಮಿ ಮೀನು ಉತ್ಪಾದನಾ ಮಾರಾಟ ಮತ್ತು ಸಂಸ್ಕರಣಾ ಸಹಕಾರ ಸಂಘ ನಿ., ರಾಜನಹಳ್ಳಿ
10	ಶ್ರೀ ನಿಜಶರಣ ಅಂಘಗರ ಚೌಡಯ್ಯ ಮೀನುಗಾರರ ವಿವಿಧೋದ್ದೇಶ ಸಹಕಾರ ಸಂಘ ನಿ., ಮಲೆಬೆನ್ನೂರು ಹರಿಹರ ತಾ
11	ಅಂಜನೇಯ ಮೀನುಗಾರರ ಸಹಕಾರ ಸಂಘ ನಿ., ಕಂಸಾಗರ
12	ಶ್ರೀ ರೇಣುಕಾದೇವಿ ಮಹಿಳಾ ಮೀನುಗಾರರ ಸಹಕಾರ ಸಂಘ ನಿ., ಹೊಸಳ್ಳಿ, ಚನ್ನಗಿರಿ ತಾ

13	ಮೀನುಗಾರರ ಸಹಕಾರ ಸಂಘ ನಿ.ಶಾಂತಿನಗರ
14	ಶ್ರೀ ಗಂಗಾಪರಮೇಶ್ವರಿ ಮೀನು ಉತ್ಪಾದನಾ ಮಾರಾಟ ಮತ್ತು ಸಂಸ್ಕರಣಾ ಸಹಕಾರ ಸಂಘ ನಿ, ಹಿರೇಕೋಟಲೂರು
15	ತುಂಗಭದ್ರಾ ಮೀನುಗಾರರ ಸಹಕಾರ ಸಂಘ ನಿ.ಹೊನ್ನಾಳ
16	ಶ್ರೀ ಮಾರಿಕಂಭ ಮೀನುಗಾರರ ಸಹಕಾರ ಸಂಘ ನಿ ಸವಳಂಗ
17	ಶ್ರೀ ಗದ್ದಿಗೇಶ್ವರ ಮಹಿಳಾ ಮೀನುಗಾರರ ಸಹಕಾರ ಸಂಘ ನಿ ಕೂಲಂಬ, ಹೊನ್ನಾಳ ತಾ
18	ಮೀನು ಉತ್ಪಾದನಾ ಮಾರಾಟ ಮತ್ತು ಸಂಸ್ಕರಣಾ ಸಹಕಾರ ಸಂಘ ನಿ,ಹರಪನಹಳ್ಳಿ
19	ಶ್ರೀದುರ್ಗಾಂಬಿಕಾ ಮೀನು ಉತ್ಪಾದನಾ ಮಾರಾಟ ಮತ್ತು ಸಂಸ್ಕರಣಾ ಸಹಕಾರ ಸಂಘ ನಿ, ಕಂಚಿಕೆರೆ-2,ಹರಪನಹಳ್ಳಿ ತಾ
20	ಶ್ರೀ.ಗಂಗಾ ಪರಮೇಶ್ವರಿ ಮೀನು ಉತ್ಪಾದನಾ ಮಾರಾಟ ಮತ್ತು ಸಂಸ್ಕರಣಾ ಸಹಕಾರ ಸಂಘ ನಿ,ಅರಸೀಕೆರೆ, ಹರಪನಹಳ್ಳಿ ತಾ
21	ಕೊಲ್ಲೂಂಬಿಕಾ ಪರಿಶಿಷ್ಟ ಜಾತಿ ಜನಾಂಗದ ಮೀನು ಉತ್ಪಾದನಾ ಮಾರಾಟ ಮತ್ತು ಸಂಸ್ಕರಣಾ ಸಹಕಾರ ಸಂಘ ನಿ, ಕಂಚಿಕೆರೆ ಹರಪನಹಳ್ಳಿ ತಾ
22	ಮೀನು ಉತ್ಪಾದನಾ ಮಾರಾಟ ಮತ್ತು ಸಂಸ್ಕರಣಾ ಸಹಕಾರ ಸಂಘ ನಿ, ತಿಪ್ಪನಾಯಕನಹಳ್ಳಿ, ಹರಪನಹಳ್ಳಿ ತಾ
23	ಶ್ರೀ.ಗಂಗಾ ಪರಮೇಶ್ವರಿ ಮೀನು ಉತ್ಪಾದನಾ ಮಾರಾಟ ಮತ್ತು ಸಂಸ್ಕರಣಾ ಸಹಕಾರ ಸಂಘ ನಿ, ಕೆಳಗೋಟೆ, ಜಗಟೂರು ತಾ
24	ಶ್ರೀ ಗಂಗಾಜಕ ಮೀನುಗಾರರ ಸಹಕಾರ ಸಂಘ ನಿ. ಜಗಟೂರು

(30) ಉತ್ತರ ಕನ್ನಡ ಜಿಲ್ಲೆ

ಕ್ರ.ಸಂ.	ಮೀನುಗಾರರ ಸಹಕಾರ ಸಂಘದ ಹೆಸರು
1	ಉ.ಕ.ಜಿಲ್ಲಾ ಸಹಕಾರಿ ಮೀನು ಮಾರಾಟ ಭೇಡರೇಲಿನ ನಿ.ಕಾರವಾರ
2	ಮಾಣಾಳ ಮೀನುಗಾರರ ಸಹಕಾರಿ ಸಂಘ ನಿ. ಮಾಣಾಳ
3	ನಂದನಗದ್ದಾ ಕೋಡಿಬಾಗ ಮೀನುಗಾರ ಸಹಕಾರಿ ಸಂಘ ನಿ.ನಂದನಗದ್ದಾ
4	ಹರಿಕಂತ್ರ ಉರ್ವಿ ಮೀನುಗಾರರ ಸಹಕಾರಿ ಸಮಘ ನಿ.
5	ಅಮೆದಳ್ಳಿ ಮೀನುಗಾರರ ಸಹಕಾರಿ ಸಂಘ ನಿ. ಅಮೆದಳ್ಳಿ
6	ಬಣಗಾ ಮೀನುಗಾರರ ಸಹಕಾರಿ ಸಂಘ ನಿ. ಬಣಗಾ
7	ನೌಕಾ ನಲೆ ನಿರಾಶ್ರಿತರ ಮೀನುಗಾರರ ಸಹಕಾರಿ ಸಂಘ ನಿ. ಮುದಗಾ
8	ಕಾರವಾರ ಅಂಕೋಲಾ ಬ್ರಾಹ್ಮಣ ಮಾಲಕರ ಸಹಕಾರಿ ಸಂಘ ನಿ.
9	ಬೈತಕೋಲ ಬಂದರು ನಿರಾಶ್ರಿತ ಯಾಂತ್ರೀಕೃತ ದೋಣಿ ಮೀನುಗಾರರ ಸಹಕಾರಿ ಸಂಘ ನಿ.ಬೈತಕೋಲ
10	ಕಾರವಾರ ಭರ್ತೀನ ಬೋಟ ಮಾಲಕರ ಮೀನುಗಾರರ ಸಹಕಾರಿ ಸಂಘ ನಿ. ಬೈತಕೋಲ
11	ಮೀನುಗಾರರ ಮಹಿಳೆಯರ ಸಹಕಾರಿ ಸಂಘ ನಿ. ಬೈತಕೋಲ
12	ಒಳನಾಡು ಮೀನುಗಾರರ ಸಹಕಾರಿ ಸಂಘ ನಿ. ತೇರಗಾವೆ
13	ಕಲ್ಯಾಣಶ್ಯಾಂತರ ಒಳನಾಡು ಮೀನುಗಾರರ ಸಹಕಾರಿ ಸಂಘ ನಿ. ದಾಂಡೇಲಾ
14	ಶ್ರೀ ರಾಮಲಿಂಗ ಮೀನುಗಾರರ ಸಹಕಾರಿ ಸಂಘ ನಿ. ಜೋಯಿಡಾ
15	ಮೀನುಗಾರರ ಮಹಿಳೆಯರ ಸಹಕಾರಿ ಸಂಘ ನಿ.ತಡಡಿ
16	ಮೀನುಗಾರರ ಮಹಿಳೆಯರ ಸಹಕಾರಿ ಸಂಘ ನಿ. ಕುಮಟಾ
17	ಮೀನುಗಾರರ ಸಹಕಾರಿ ಸಂಘ ನಿ.ತಡಡಿ
18	ಮೀನುಗಾರರ ಸಹಕಾರಿ ಸಂಘ ನಿ.ಮುಟ್ಟನಶೆಲೆ
19	ಮೀನುಗಾರರ ಸಹಕಾರಿ ಸಂಘ ನಿ.ಗಂಗಾವಳಿ
20	ಮೀನುಗಾರರ ಸಹಕಾರಿ ಸಂಘ ನಿ.ಮಿಜೂನ
21	ಮೀನುಗಾರರ ಸಹಕಾರಿ ಸಂಘ ನಿ.ಕುಮಟಾ
22	ಕುಮಟಾ & ಅಂಕೋಲಾ ತಾಲೂಕು ಮೀನುಗಾರರ ಸಹಕಾರಿ ಸಂಘ ನಿ.ಕುಮಟಾ
23	ಬೆಟ್ಟಾಳ ಮೀನುಗಾರರ ಸಹಕಾರಿ ಸಂಘ ನಿ.
24	ಕಾಗಲಕುಣಿ, ಮೀನುಗಾರರ ಸಹಕಾರಿ ಸಂಘ ನಿ.
25	ಮೀನುಗಾರರ ಮಹಿಳೆಯರ ಸಹಕಾರಿ ಸಂಘ ನಿ.ಅಂಕೋಲಾ
26	ಬೇಲೇಕೆರೆ, ಮೀನುಗಾರರ ಸಹಕಾರಿ ಸಂಘ ನಿ.
27	ಮೀನುಗಾರರ ಸಹಕಾರಿ ಸಂಘ ನಿ. ಮಂಜುಗುಣಿ
28	ಕೇಣಿ ಮೀನುಗಾರರ ಸಹಕಾರಿ ಸಂಘ ನಿ.ಕೇಣಿ
29	ಬೆಳೆಂಪಾರ ಮೀನುಗಾರರ ಸಹಕಾರಿ ಸಂಘ ನಿ.
30	ಮೀನುಗಾರರ ಸಹಕಾರಿ ಸಂಘ ನಿ.ಹಿಲ್ಲೂರು

31	ಮೀನುಗಾರರ ಸಹಕಾರಿ ಸಂಘ ನಿ.ಕೊಗಿಲ
32	ಮಹಿಳಾ ಮೀನುಗಾರರ ಸಹಕಾರಿ ಸಂಘ ನಿ.
33	ಬೆಳಕೊಂಡ ಮೀನುಗಾರರ ಸಹಕಾರಿ ಸಂಘ ನಿ.
34	ಮಂಕಿ ಮೀನುಗಾರರ ಸಹಕಾರಿ ಸಂಘ ನಿ.
35	ಮಹಿಳಾ ಮೀನುಗಾರರ ಸಹಕಾರಿ ಸಂಘ ನಿ. ತೆಂಗಿನಗುಂಡಿ
36	ಮಾವಿನಕುವಾರ್ ಮೀನುಗಾರರ ಸಹಕಾರಿ ಸಂಘ ನಿ.
37	ಮುಡೇಶ್ವರ ಮೀನುಗಾರರ ಸಹಕಾರಿ ಸಂಘ ನಿ.
38	ಅಟ್ಟಕೋಡಿ ಮೀನುಗಾರರ ಸಹಕಾರಿ ಸಂಘ ನಿ.
39	ಮೀನುಗಾರರ ಸಹಕಾರಿ ಸಂಘ ನಿ. ಗಾಂದಿನಗರ (ಜಾಮಿಯಾಬಾದ)
40	ಪರಿಶೀಷ್ಣ ವರ್ಗದ ಮೀನುಗಾರರ ಸಹಕಾರಿ ಸಂಘ ನಿ. ಬೆಳಕೆ
41	ಬೈಲೂರು ಮೀನುಗಾರರ ಸಹಕಾರಿ ಸಂಘ
42	ಶ್ರೀ ಲಕ್ಷ್ಮಿ ಮೀನುಗಾರರ ಸಹಕಾರಿ ಸಂಘ ನಿ.ಕಿರವತ್ತಿ
43	ಮತ್ಸ್ಯಗಂದಾ ಒಳನಾಡು ಮೀನುಗಾರರ ಸಹಕಾರಿ ಸಂಘ ನಿ.
44	ಅರುಣೋದಯ ಮೀನುಗಾರರ ಸಹಕಾರಿ ಸಂಘ ನಿ.

Annexure - 4


ಕರ್ನಾಟಕ ಸರ್ಕಾರದ ವಡವಳಿಗಳು

ವಿಷಯ:- 2009-10ನೇ ಸಾಲಿನಿಂದ ಮೀನುಗಾರಿಕೆ ಸಲಕರಣೆ ಕಿಟ್ ವಿತರಣೆ ಎಂಬ ಹೊಸ ಯೋಜನೆಯನ್ನು ಅನುಷ್ಠಾನಗೊಳಿಸಲು ಆಡಳಿತಾತ್ಮಕ ಮಂಜೂರಾತಿ.

ಓದಲಾಗಿದೆ:- ಪತ್ರ ಸಂಖ್ಯೆ:ಪಂಪಾಂಯೋ/26/2009-10 ದಿನಾಂಕ:26-05-2009 ಮತ್ತು 03-07-2009.

ಪ್ರಸಂಗವು:-

ಮೇಲೆ ಓದಲಾದ ಮೀನುಗಾರಿಕೆ ನಿರ್ದೇಶಕರ ಪತ್ರಗಳಲ್ಲಿ ರಾಜ್ಯದಲ್ಲಿ ಮೀನುಗಾರಿಕೆ ಅತೀ ಮುಖ್ಯವಾದ ಉದ್ಯಮವಾಗಿದ್ದು, ಅಗಾಧವಾದ ಕಡಲ ಸಂಪನ್ಮೂಲ, ಹಿನ್ನೀರು ಮತ್ತು ಸಿಹಿನೀರಿನ ನಲೆಗಳು ಮೀನು ಉತ್ಪಾದನೆಯ ಪ್ರಮುಖ ಆಕರಗಳಾಗಿದ್ದು, ಒಟ್ಟು 5.20 ಲಕ್ಷ ಹೆಕ್ಟೇರ್ ಜಲವಿಸ್ತೀರ್ಣ ಪ್ರದೇಶ ಹೊಂದಿದ್ದು, ಮೀನು ಉತ್ಪಾದನೆಗೆ ವಿಷುಲ ಅನುಕೂಲತೆಗಳಿರುವುದರಿಂದ ಸುಮಾರು 3.61 ಲಕ್ಷ ಮೀನುಗಾರರು ಸಕ್ರಿಯ ಮೀನುಗಾರಿಕೆಯಲ್ಲಿ ತೊಡಗಿರುವುದು ತಿಳಿಸಿರುತ್ತಾರೆ.



ಪತ್ರಗಳಲ್ಲಿ ವಿವಿಧ ಬಗೆಯ ಯಂತ್ರೀಕೃತವಲ್ಲದ ಮೀನುಗಾರಿಕೆ ದೋಣಿಗಳನ್ನು ರಂಪಣಿ ದೋಣಿ (ಇತ್ಯಾದಿ) ಬಳಸಿ ಮೀನುಗಾರಿಕೆ ನಡೆಸುವ ಬಡ ಮೀನುಗಾರರಿಗೆ ಮೀನುಗಾರಿಕೆ ಸಲಕರಣೆ ಒದಗಿಸುವುದು ಅತ್ಯಗತ್ಯವಾಗಿರುತ್ತದೆ. ರಾಜ್ಯದಲ್ಲಿ ಮೀನುಗಾರಿಕೆಗೆ ಸಾಕಷ್ಟು ಒತ್ತು ನೀಡುತ್ತಿದ್ದು, ಮೀನುಗಾರಿಕೆಯ ಸರ್ವತೋಮುಖ ಅಭಿವೃದ್ಧಿಗಾಗಿ ಸೃಜನಶೀಲವಾಗಿರುವ ರಾಷ್ಟ್ರೀಯ ಮೀನುಗಾರಿಕೆ ಅಭಿವೃದ್ಧಿ ಮಂಡಳಿಯ ನೆರವಿನೊಡನೆ ರಾಜ್ಯದ ಮೀನು ಉತ್ಪಾದನೆ ಹಾಗೂ ಮೀನುಗಾರರಿಗೆ ಉದ್ಯೋಗಾವಕಾಶಗಳನ್ನು ಹೆಚ್ಚಿಸಲು ಕಾರ್ಯಕ್ರಮಗಳನ್ನು ಅನುಷ್ಠಾನಗೊಳಿಸಲಾಗುತ್ತಿದ್ದು, ಇದರಿಂದ ಒಳನಾಡು ಮೀನು ಉತ್ಪಾದನೆ ಬಹಳಷ್ಟು ಮಟ್ಟಿಗೆ ಹೆಚ್ಚಾಗಲಿವೆ ಎಂದು ಸಾಧ್ಯವಾಗುವುದಲ್ಲದೆ ಜಲಾಶಯಗಳಲ್ಲಿ ಮೀನುಗಾರಿಕೆ ಮಾಡುವ ಮೀನುಗಾರರಿಗೆ ಮೀನುಗಳನ್ನು ಹಿಡಿಯಲು ಬಲೆಗಳು ಮತ್ತು ಇತರ ಮೂರಕ ಸಾಮಗ್ರಿಗಳನ್ನು ಹೊಂದುವುದು ಅತ್ಯಗತ್ಯವಾಗಿದೆ ಎಂದು ತಿಳಿಸಿರುತ್ತಾರೆ.

ಇಂತಹ ಮೀನು ಹಿಡುವಳಿ ಸಲಕರಣೆ ಸಾಮಗ್ರಿಗಳನ್ನು ಹಾಗೂ ಮೀನು ಕೊಳ್ಳಲು ಮೀನು ವ್ಯಾಪಾರಸ್ಥರು, ಮಧ್ಯವರ್ತಿಗಳು ಹಾಗೂ ಬ್ಯಾಂಕುಗಳಿಂದ ಹೆಚ್ಚು ಬಡ್ಡಿ ತೆರಬೇಕಾಗಿದ್ದು, ಇದರಿಂದ ಬಡ ಮೀನುಗಾರರು ಶೋಷಣೆಗೊಳಗಾಗುತ್ತಿದ್ದಾರೆ. ಇವುಗಳನ್ನು ನಿರಂಜನವಾಗಿ ಉಪಯೋಗಿಸುವಾಗ ನದಿಗಳಲ್ಲಿ, ಜಲಾಶಯಗಳಲ್ಲಿ ಬಲೆಗಳು ಕೊಚ್ಚಿ ಹೋಗಿ/ನಾಶವಾಗಿ ಹೋಗುವುದು ಸಾಮಾನ್ಯವಾದ್ದರಿಂದ ಅಗತ್ಯ ಪ್ರಮಾಣದಲ್ಲಿ ಬಲೆಗಳನ್ನು ಖರೀದಿಸಿ ಮೀನುಗಾರರು ತಮ್ಮ ವೃತ್ತಿ ಮುಂದುವರಿಸಿಕೊಂಡು ಹೋಗುವುದು ಕಷ್ಟಕರ. ಇಂತಹ ಸಾಂಪ್ರದಾಯಿಕ ಹಾಗೂ ಬಡ ಮೀನುಗಾರರಿಗೆ ನಿತ್ಯ ಜೀವನಕ್ಕೆ ಸಹಾಯ ಅಗುವ ಉದ್ದೇಶದಿಂದ 2009-10ನೇ ಸಾಲಿನಿಂದ "ಮೀನುಗಾರಿಕೆ ಸಲಕರಣೆ ಕಿಟ್ಟುಗಳ ವಿತರಣೆ" ಎಂಬ ಒಂದು ಹೊಸ ಯೋಜನೆಯನ್ನು ಪ್ರಾರಂಭಿಸಲು ಅನುದಾನ ಅರ್ಜಿಗಳ ಕಲ್ಪಿಸಲಾಗಿದ್ದು, ಸದರಿ ಯೋಜನೆಯಡಿ ಕರಾವಳಿ ಮತ್ತು ಒಳನಾಡಿನಲ್ಲಿ ಸಾಂಪ್ರದಾಯಿಕ ಮೀನುಗಾರರಿಗೆ ಮೀನು ಹಿಡುವಳಿಗೆ ಬೇಕಾದ ಬಲೆ, ಕೂರಾಕಲಿ (ಮುಟ್ಟಿ) ಮತ್ತು ಮೂರಕ ಸಾಮಗ್ರಿಗಳನ್ನು ಕಿಟ್ ರೂಪದಲ್ಲಿ ನೀಡಲಾಗುವುದೆಂದು, ಇದರ ಘಟಕ ವೆಚ್ಚವು ರೂ.5000-00 ಆಗಿದ್ದು, ರೂ.100ರಷ್ಟು ಸಹಾಯಧನ ರೂಪದಲ್ಲಿ ನೀಡಲಾಗುವುದೆಂದು, ಇದಕ್ಕಾಗಿ 2009-10ನೇ ಸಾಲಿನ ಅನುಷ್ಠಾನದಲ್ಲಿ ಒದಗಿಸುವ ರೂ.50.00 ಲಕ್ಷಗಳ ಅನುದಾನಕ್ಕೆ ಆಡಳಿತಾತ್ಮಕ ಮಂಜೂರಾತಿಯನ್ನು ನೀಡುವಂತೆ ಕೋರಿರುತ್ತಾರೆ.

-2-

ಮೀನುಗಾರಿಕೆ ನಿರ್ದೇಶಕರ ಪ್ರಸ್ತಾವನೆಯನ್ನು ಪರಿಶೀಲಿಸಿ ಈ ಕೆಳಕಂಡಂತೆ ಆದೇಶಿಸಿದ.

ಆದೇಶ ಸಂಖ್ಯೆ:ಪಸಂಮೀ 105 ಮೀಇಂಮೀ 2009, ಬೆಂಗಳೂರು ದಿನಾಂಕ:16-07-2009

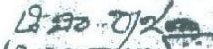
ಪ್ರಸ್ತಾವನೆಯಲ್ಲಿ ವಿವರಿಸಿರುವ ಕಾರಣಗಳ ಹಿನ್ನೆಲೆಯಲ್ಲಿ, 2009-10ನೇ ಸಾಲಿನಿಂದ "ಮೀನುಗಾರಿಕೆ ಸಲಕರಣೆ ಕಿಟ್ಟುಗಳ ವಿತರಣೆ" ಎಂಬ ಹೊಸ ಯೋಜನೆಯನ್ನು ಆಯವ್ಯಯದಲ್ಲಿರುವ ರೂ.50.00 ಲಕ್ಷಗಳ (ಐವತ್ತು ಲಕ್ಷ ರೂಪಾಯಿಗಳು ಮಾತ್ರ) ವ್ಯಯದಲ್ಲಿ ಅನುಷ್ಠಾನಗೊಳಿಸಲು ಆಡಳಿತಾತ್ಮಕ ಅನುಮೋದನೆ ನೀಡಿ ಆದೇಶಿಸಿದೆ.

ಸಹಾಯಧನ ಮಂಜೂರು ಮಾಡುವ ಕಾರ್ಯವಿಧಾನ ಮತ್ತು ಉಪಬಂಧಗಳಿಗೆ ಸಹಾಯಧನ ಮಂಜೂರು ಮಾಡಲು ವಿದ್ಯಿಸಲಾಗುವ ಷರತ್ತು ಮತ್ತು ನಿಬಂಧನೆಗಳನ್ನು ಈ ಆದೇಶದ ಅನುಬಂಧದಲ್ಲಿ ವಿವರಿಸಿದಂತೆ ಅನುಸರಿಸತಕ್ಕದ್ದು.

ಸದರಿ ವ್ಯಯವನ್ನು ಲೆಕ್ಕ ಶೀರ್ಷಿಕೆ "2405-ಮೀನುಗಾರಿಕೆ-00-800-ಇತರ ವ್ಯಯ-024-ಮೀನುಗಾರಿಕೆ ಸಲಕರಣೆ ಕಿಟ್ಟುಗಳ ವಿತರಣೆ (ಯೋಜನೆ) - (106), (422) ಮತ್ತು (423)" ಅಡಿ 2009-10ನೇ ಸಾಲಿನ ಆಯವ್ಯಯದಲ್ಲಿ ಒದಗಿಸಿರುವ ರೂ.50.00 ಲಕ್ಷಗಳ ಅನುಮೋದನೆ ಭರಿಸತಕ್ಕದ್ದು.

ಈ ಆದೇಶವನ್ನು ಯೋಜನಾ ಇಲಾಖೆಯ ಟಿಪ್ಪಣಿ ಸಂಖ್ಯೆ:ಪಿಡಿ/28/ಪಿಇಇ/2009 ದಿನಾಂಕ:17-06-2009ರಲ್ಲಿ ಹಾಗೂ ಅರ್ಥಿಕ ಇಲಾಖೆಯ ಟಿಪ್ಪಣಿ ಸಂಖ್ಯೆ:ಅಇ/361/ಪಿಇ/2009 ದಿನಾಂಕ:09-07-2009ರಲ್ಲಿ ನೀಡಿರುವ ಸಹಮತಿಯ ಮೇರೆಗೆ ಹೊರಡಿಸಲಾಗಿದೆ.

ಕರ್ನಾಟಕ ರಾಜ್ಯಪಾಲರ ಆದೇಶಾನುಸಾರ
ಮತ್ತು ಅವರ ಹಸ್ತರಹಿತ,


(ಡಿ.ವಿ.ರಾಜ್)

ಸರ್ಕಾರದ ಅಧೀನ ಕಾರ್ಯದರ್ಶಿ

ಪಶುಸಂಗೋಪನ ಮತ್ತು ಮೀನುಗಾರಿಕೆ ಇಲಾಖೆ(ಮೀ)

147

ಇವರಿಗೆ:

- 1) ಮಹಾಲೇಖಪಾಲರು (ಎ ಮತ್ತು ಇ)(ಅಡಿಬಿ 1 ಮತ್ತು 2), ಕರ್ನಾಟಕ, ಬೆಂಗಳೂರು.
- 2) ಮೀನುಗಾರಿಕೆ ನಿರ್ದೇಶಕರು, ಬೆಂಗಳೂರು.
- 3) ಎಲ್ಲಾ ಮೀನುಗಾರಿಕೆ ಉಪ ನಿರ್ದೇಶಕರಗಳಿಗೆ (ಮೀನುಗಾರಿಕೆ ನಿರ್ದೇಶಕರ ಮುಖಾಂತರ)
- 4) ಸರ್ಕಾರದ ಅಧೀನ ಕಾರ್ಯದರ್ಶಿ, ಅರ್ಥಿಕ ಇಲಾಖೆ (ವೆಬ್-4 ಮತ್ತು 5)
- 5) ಜಂಟಿ ನಿರ್ದೇಶಕರು, ಖಜಾನೆ ಗಣಕ ಜಾಲ ನಿರ್ವಹಣಾ ಕೇಂದ್ರ, ಖನಿಜ ಭವನ, ರೆಸೋನೋ ರಸ್ತೆ, ಬೆಂಗಳೂರು.
- 6) ಖಜಾನಾಧಿಕಾರಿ, ರಾಜ್ಯ ಹುಣ್ಣೂರ್ ಖಜಾನೆ, ಬೆಂಗಳೂರು.
- 7) ಸಂಬಂಧಪಟ್ಟ ಎಲ್ಲಾ ಖಜಾನೆ ಅಧಿಕಾರಿಗಳಿಗೆ (ಮೀನುಗಾರಿಕೆ ನಿರ್ದೇಶಕರ ಮುಖಾಂತರ)
- 8) ಮಾನ್ಯ ಮೀನುಗಾರಿಕೆ, ವಿಜ್ಞಾನ ಮತ್ತು ತಂತ್ರಜ್ಞಾನ ಸಚಿವರ ಆಪ್ತ ಕಾರ್ಯದರ್ಶಿಗಳು,
- 9) ಶಾಖಾ ರಕ್ಷಾ ಕಡತ ಹೆಚ್ಚಿನ ಪ್ರತಿಗಳು.

ದೇಶ ಸಂಖ್ಯೆ:ಪಸಂಮೀ 105 ಮೀಇಂಮೀ 2009, ಬೆಂಗಳೂರು ದಿನಾಂಕ:16-07-2009ರ

ಅನುಬಂಧ

ಷರತ್ತು ಮತ್ತು ನಿಬಂಧನೆಗಳು

- 1) ಸದರಿ ಯೋಜನೆಯ ಲಾಭ ಪಡೆಯುವ ಪ್ರತಿಯೊಬ್ಬ ಫಲಾನುಭವಿಯು ಮೀನು ಹಿಡಿಯುವ ವೃತ್ತಿಯಲ್ಲಿ ಸಕ್ರಿಯವಾಗಿ ತೊಡಗಿಸಿಕೊಂಡಿರತಕ್ಕದ್ದು.
- 2) ಸದರಿ ಫಲಾನುಭವಿಯು ಮೀನುಗಾರಿಕೆ ಸಹಕಾರ ಸಂಘದಲ್ಲಿ ಕಳೆದ 3 ವರ್ಷಗಳಿಂದ ಸದಸ್ಯನಾಗಿದ್ದು, ಮೀನುಗಾರಿಕೆ ವೃತ್ತಿ ಕೈಗೊಂಡಿರತಕ್ಕದ್ದು.
- 3) ಸದರಿ ಫಲಾನುಭವಿಯು ನದಿ/ಜಲಾಶಯಗಳಲ್ಲಿ ಋಣಿಯ ವರ್ಷಗಳ ಅವಧಿಗೆ ಮೀನು ಹಿಡಿಯುವ ಲೈಸೆನ್ಸ್ ಪಡೆದು ಮೀನುಗಾರಿಕೆ ಕೈಗೊಂಡಿರತಕ್ಕದ್ದು.

ಸಹಾಯಧನ ಮಂಜೂರು ಮಾಡುವ ಕಾರ್ಯವಿಧಾನ

- 1) ಸಹಾಯಧನವನ್ನು ಕೋರಿ ಬಂದ ಅರ್ಜಿಗಳನ್ನು ತಾಲ್ಲೂಕಿನ ಮೀನುಗಾರಿಕೆ ಅಧಿಕಾರಿಯು ಪರಿಶೀಲಿಸಿ ವಿವರಗಳು ಸರಿಯಿರುವ ಬಗ್ಗೆ ದೃಢೀಕರಿಸಿ, ಜಿಲ್ಲಾ ಮಟ್ಟದ ಅಧಿಕಾರಿಯವರಿಗೆ ಒಂದು ವಾರದೊಳಗಾಗಿ ಮಂಜೂರಾತಿಗೆ ಪ್ರಸ್ತಾವನೆಯನ್ನು ಸಲ್ಲಿಸತಕ್ಕದ್ದು.
- 2) ಸಹಾಯಧನ ಕೋರಿ ಬಂದ ಅರ್ಜಿಗಳನ್ನು ಜಿಲ್ಲಾ ಮಟ್ಟದ ಮೀನುಗಾರಿಕೆ ಅಧಿಕಾರಿಯು ಮತ್ತೊಮ್ಮೆ ಪರಿಶೀಲಿಸಿ ವಿವರಗಳನ್ನು ದೃಢೀಕರಿಸಿ ಒಂದು ವಾರದೊಳಗಾಗಿ ಮೀನುಗಾರಿಕೆ ಉಪ ನಿರ್ದೇಶಕರಿಗೆ ಪ್ರಸ್ತಾವನೆ ಸಲ್ಲಿಸತಕ್ಕದ್ದು.
- 3) ಸಹಾಯಧನವನ್ನು ಮಂಜೂರು ಮಾಡುವ ಅಧಿಕಾರವು ಆಯಾ ವಲಯದ ಮೀನುಗಾರಿಕೆ ಉಪ ನಿರ್ದೇಶಕರಲ್ಲಿ ಪ್ರದತ್ತವಾಗಿರುತ್ತದೆ.
- 4) ಬಲೆ ಮತ್ತು ಪೂರಕ ಸಾಮಗ್ರಿಗಳನ್ನು ಸಂಬಂಧಪಟ್ಟ ತಾಲ್ಲೂಕು ಮಟ್ಟದ ಮೀನುಗಾರಿಕೆ ಇಲಾಖೆಯ ಅಧಿಕಾರಿಗಳು ನಿಯಮಾನುಸಾರ ಸಾಬೀಲಾಬಿ ಬಿಲ್ಲುಗಳ ಮೂಲಕ ಖರೀದಿಸಿ ಫಲಾನುಭವಿಗಳಿಗೆ ಸರ್ವಜನಿಕ ಸಮಾರಂಭಗಳಲ್ಲಿ ಚುನಾಯಿತ ಪ್ರತಿನಿಧಿಗಳ ಸಮ್ಮುಖದಲ್ಲಿ ವಿತರಿಸತಕ್ಕದ್ದು.
- 5) ಸಹಾಯಧನವು ಸೂಕ್ತವಾಗಿ ಬಳಕೆ ಆಗುತ್ತದೆಯೇ ಎಂಬ ಬಗ್ಗೆ ಖಚಿತಪಡಿಸಿಕೊಳ್ಳಲು ನಿರ್ದೇಶನಾಲಯದ ಹಂತದಲ್ಲಿ ತಾಂತ್ರಿಕ ಮೇಲುಸ್ತುವಾರಿ (Monitor) ಮಾಡಲು ಸೂಕ್ತ ವ್ಯವಸ್ಥೆ ಮಾಡಿಕೊಳ್ಳತಕ್ಕದ್ದು.

(ಡಿ.ಎಂ.ರಾಜಣ್ಣ)

ಸಹಕಾರದ ಅಧೀನ ಕಾರ್ಯದರ್ಶಿ

ಪಶುಸಂಗೋಪನ ಮತ್ತು ಮೀನುಗಾರಿಕೆ ಇಲಾಖೆ(ಮೀ)

16/7

ಕರ್ನಾಟಕ ಸರ್ಕಾರದ ಕಾರ್ಯದರ್ಶಿ

ವಿಷಯ:- ರಾಜ್ಯದಲ್ಲಿ ಮೀನುಗಾರಿಕೆ ಸಹಕಾರ ಸಂಘಗಳನ್ನು ಕ್ರಮಬದ್ಧವಾಗಿ ಸಂಘಟಿಸಲು ಸಾಧ್ಯತಾ ವರದಿ ನೀಡುವಾಗ ಕೆಲವೊಂದು ಮಾರ್ಗಸೂಚಿಗಳನ್ನು ಅನುಸರಿಸುವ ಬಗ್ಗೆ.

ಓದಲಾಗಿದೆ:- (1) ಪತ್ರ ಸಂಖ್ಯೆ:ಪಸಂಮೀ/143/ಮೀಇಇ/2012, ದಿನಾಂಕ:25-02-2013.

(2) ಪತ್ರ ಸಂಖ್ಯೆ:ಎಫ್‌ಸಿಎಸ್/13/2012-13, ದಿನಾಂಕ:16-07-2013.

ಪ್ರಸ್ತಾವನೆ:

ಮೇಲೆ ಕ್ರಮ ಸಂಖ್ಯೆ (1)ರಲ್ಲಿ ಓದಲಾದ ಪತ್ರದಲ್ಲಿ, ಹೊಸ ಮೀನುಗಾರರ ಸಹಕಾರ ಸಂಘಗಳ ನೋಂದಣಿಗೆ ಮೀನುಗಾರಿಕೆ ಇಲಾಖೆ ವತಿಯಿಂದ ಸಾಧ್ಯತಾ ವರದಿ ನೀಡುವ ಕುರಿತು ಬಂದ ಮನವಿಗಳ ಹಿನ್ನೆಲೆಯಲ್ಲಿ, ಸದರಿ ಮನವಿಗಳ ಬಗ್ಗೆ ನಿಯಮಾನುಸಾರ ಪರಿಶೀಲಿಸಿ ಅಗತ್ಯ ಮಾರ್ಗಸೂಚಿಯೊಂದಿಗೆ ವಿಸ್ತೃತ ವರದಿಯನ್ನು ಕಳುಹಿಸುವಂತೆ ಮತ್ತು ಹೊಸದಾಗಿ ಮೀನುಗಾರಿಕೆ ಸಹಕಾರ ಸಂಘಗಳ ನೋಂದಣಿಗೆ ಅನುಮತಿ ನೀಡುವುದನ್ನು ಮುಂದಿನ ಆದೇಶದವರೆಗೆ ತಡೆಹಿಡಿಯುವಂತೆ ತಿಳಿಸಲಾಗಿತ್ತು.

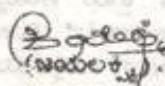
ಮೇಲೆ ಕ್ರಮ ಸಂಖ್ಯೆ (2)ರಲ್ಲಿ ಓದಲಾದ ಮೀನುಗಾರಿಕೆ ನಿರ್ದೇಶಕರು, ಭೃಂಗೂರು ಇವರ ಪತ್ರದಲ್ಲಿ ಕರ್ನಾಟಕ ರಾಜ್ಯದಲ್ಲಿ ಹೊಸದಾಗಿ ಮೀನುಗಾರರ ಸಹಕಾರ ಸಂಘಗಳನ್ನು ನೋಂದಾಯಿಸುವಾಗ ನಿಬಂಧಕರು, ಸಹಕಾರ ಇಲಾಖೆರವರ ಸಂಖ್ಯೆ:ಓಟಿಎಸ್/22/ಹೆಚ್‌ಓಟಿ/99-2000 ದಿನಾಂಕ:17-05-1999ರ ಸುತ್ತೋಲೆಯ ಪ್ರಕಾರ ಸಹಕಾರ ಇಲಾಖೆಯಿಂದ ಮೀನುಗಾರರ ಸಹಕಾರ ಸಂಘಗಳ ನೋಂದಾಯಣೆ ಪೂರ್ಣ ಮೀನುಗಾರಿಕೆ ಇಲಾಖೆಯಿಂದ ಸಾಧ್ಯತಾ ವರದಿಯನ್ನು ಪಡೆದೇ ಮೀನುಗಾರರ ಸಹಕಾರ ಸಂಘಗಳನ್ನು ನೋಂದಾಯಿಸುವಂತೆ ಆದೇಶ ಹೊರಡಿಸಲಾಗಿದೆ. ಅದರಂತೆ ಮೀನುಗಾರರ ಸಹಕಾರ ಸಂಘಗಳನ್ನು ನೋಂದಾಯಿಸುವ ಪೂರ್ಣ ಸಾಧ್ಯತಾ ವರದಿಯನ್ನು ಕೋರಿ ಬರುವ ಎಲ್ಲಾ ಪ್ರಸ್ತಾವನೆಗಳನ್ನು ಮೀನುಗಾರಿಕೆ ಇಲಾಖೆಯು ನಿಯಮಾನುಸಾರ ಪರಿಶೀಲಿಸಿ ಸ್ಥಳೀಯ ಅಧಿಕಾರಿಗಳ ಸ್ಪಷ್ಟ ಅಭಿಪ್ರಾಯದೊಂದಿಗೆ ನಿಯೋಜಿತ ಸಂಘದ ಆರ್ಥಿಕ ಸದೃಢತೆಗೆ ಬೇಕಾದ ಐಲಸಂಪನ್ಮೂಲಗಳು ಹಾಗೂ ಇತರ ಪೂರಕ ಮಾರ್ಗಸೂಚಿಗಳನ್ನು ದೃಢೀಕರಿಸಿಕೊಂಡು ಮೀನುಗಾರಿಕೆ ಇಲಾಖೆಯು ಸಾಧ್ಯತಾ ವರದಿಯನ್ನು ನೀಡುತ್ತಾ ಬಂದಿರುತ್ತದೆಂದು ತಿಳಿಸಿರುತ್ತಾರೆ.

ಮುಂದುವರೆದು, ಸರ್ಕಾರದ ನಿರ್ದೇಶನದನ್ವಯ ಇತ್ತೀಚೆಗೆ ಹೊಸದಾಗಿ ಯಾವುದೇ ಮೀನುಗಾರರ ಸಹಕಾರ ಸಂಘಗಳನ್ನು ಸ್ಥಾಪಿಸಲು ಮೀನುಗಾರಿಕೆ ಇಲಾಖೆಯು ಸಾಧ್ಯತಾ ವರದಿಗಳನ್ನು ನೀಡುತ್ತಿರುವುದಿಲ್ಲ. ಮೀನುಗಾರಿಕೆ ಇಲಾಖೆಯು ಮೀನುಗಾರರ ಸಹಕಾರ ಸಂಘಗಳನ್ನು ನೋಂದಾಯಿಸಲು ಸಾಧ್ಯತಾ ವರದಿ ನೀಡುವ ಬಗ್ಗೆ ಸ್ಪಷ್ಟ ಮಾರ್ಗಸೂಚಿಗಳನ್ನು ರೂಪಿಸಲು ಸೇರಾಜ್, ಕಮಲನಾಥ, ಕೇರಳ, ಅಂದ್ರಪ್ರದೇಶ ಮತ್ತು ಮಹಾರಾಷ್ಟ್ರ ಸರ್ಕಾರಗಳು ಮೀನುಗಾರರ ಸಹಕಾರ ಸಂಘಗಳನ್ನು ನೋಂದಾಯಿಸುವಾಗ ಅಳವಡಿಸಿಕೊಂಡಿರುವ ರಾಜ್ಯಗಳ ಮಾರ್ಗಸೂಚಿಗಳ ಆದೇಶಗಳನ್ನು ಪಡೆದು, ಸದರಿ ಮಾರ್ಗಸೂಚಿಗಳನ್ವಯ ಕುಲನಾಥಕವಾಗಿ ಪರಿಶೀಲಿಸಿ, ಮೀನುಗಾರರು ಮಾತ್ರ ಮೀನುಗಾರರ ಸಹಕಾರ ಸಂಘಗಳ ಸದಸ್ಯರನ್ನಾಗಿಸಲು ಇಲಾಖಾ ಮಾರ್ಗಸೂಚಿಗಳನ್ನು ಅನುಬಂಧ-1 ಮತ್ತು 2ರಲ್ಲಿ ಒದಗಿಸಿರುತ್ತಾರೆ. ಈ ಮಾರ್ಗಸೂಚಿಗಳನ್ವಯ ಒಳನಾಡು ಮತ್ತು ಕರಾವಳಿ ಭಾಗದ ಎಲ್ಲಾ ವರ್ಗದ ವ್ಯಕ್ತಿಗಳಿಗೆ ಮೀನುಗಾರರು ಮಾತ್ರ ಮೀನುಗಾರರ ಸಹಕಾರ ಸಂಘಗಳ ಸದಸ್ಯರಾಗಲು ಸಾಧ್ಯವಾಗುತ್ತದೆ. ಆದ್ದರಿಂದ, ಅನುಬಂಧ-1 ಮತ್ತು ಅನುಬಂಧ-2ರ ಮಾರ್ಗಸೂಚಿಗಳನ್ನು ಸರ್ಕಾರದ ಆದೇಶದ ಮೂಲಕ ಹೊರಡಿಸುವಂತೆ ಹಾಗೂ ಈಗಾಗಲೇ ನೀಡಿರುವ ಕಡೆಯಂಚ್ಚೆಯನ್ನು ತೆರವುಗೊಳಿಸುವಂತೆ ಮೀನುಗಾರಿಕೆ ನಿರ್ದೇಶಕರು ಕೋರಿರುತ್ತಾರೆ.

ಮೀನುಗಾರಿಕೆ ನಿರ್ದೇಶಕರ ಪ್ರತ್ಯಕ್ಷವನೆಯನ್ನು ಪರಿಶೀಲಿಸಿ ಈ ಕೆಳಕಂಡಂತೆ ಆದೇಶಿಸಲಾಗಿದೆ.

ಆದೇಶ ಸಂಖ್ಯೆ:ಪಂಪೋ/143 ಮೀಇಇ 2012, ಬೆಂಗಳೂರು ದಿನಾಂಕ:13-08-2013

ಪ್ರತ್ಯಕ್ಷವನೆಯಲ್ಲಿ ವಿವರಿಸಿರುವ ಕಾರಣಗಳ ಹಿನ್ನೆಲೆಯಲ್ಲಿ, ಪತ್ರ ಸಂಖ್ಯೆ:ಪಂಪೋ/143/ ಮೀಇಇ/2012, ದಿನಾಂಕ:25-02-2013ರಲ್ಲಿ ನೀಡಿರುವ ತಡೆಯಾಜ್ಞೆಯನ್ನು ಹಿಂಪಡೆಯಲಾಗಿದೆ. ರಾಜ್ಯದಲ್ಲಿ ಹೊಸ ಮೀನುಗಾರಿಕೆ ಸಹಕಾರ ಸಂಘಗಳನ್ನು ಕ್ರಮಬದ್ಧವಾಗಿ ಸಂಘಟಿಸಲು ಸಾಧ್ಯತಾ ವರದಿ ನೀಡುವಾಗ ಈ ಆದೇಶದ ಅನುಬಂಧ-1 ಮತ್ತು 2ರಲ್ಲಿ ನಮೂದಿಸಿರುವ ಮಾರ್ಗಸೂಚಿಗಳನ್ನು ಕಡ್ಡಾಯವಾಗಿ ಪಾಲಿಸುವಂತೆ ಆದೇಶಿಸಲಾಗಿದೆ.

ಕರ್ನಾಟಕ ರಾಜ್ಯಪಾಲರ ಆದೇಶಾನುಸಾರ
ಮತ್ತು ಅವರ ಹೆಸರಿನಲ್ಲಿ,

13/8/13
ಸರ್ಕಾರದ ಅಧೀನ ಕಾರ್ಯದರ್ಶಿ (ಪ್ರಭಾರ)
ಪಶುಸಂಗೋಪನೆ ಮತ್ತು ಮೀನುಗಾರಿಕೆ ಇಲಾಖೆ(ಮೀ)
ಇವರಿಗೆ:

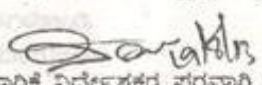

- 1) ಮುಖಾಲೇಖಪಾಲರು (ಎ ಮತ್ತು ಇ)(ಆಡಿಟ್ 1 ಮತ್ತು 2), ಕರ್ನಾಟಕ, ಬೆಂಗಳೂರು.
- 2) ಸರ್ಕಾರದ ಪ್ರಭಾರ ಕಾರ್ಯದರ್ಶಿ, ಸಹಕಾರ ಇಲಾಖೆ, ಬಹುಮಹಡಿಗಳ ಕಟ್ಟಡ, ಬೆಂಗಳೂರು.
- 3) ಮೀನುಗಾರಿಕೆ ನಿರ್ದೇಶಕರು, ಬೆಂಗಳೂರು
- 4) ಎಲ್ಲಾ ಮೀನುಗಾರಿಕೆ ಉಪ ನಿರ್ದೇಶಕರುಗಳಿಗೆ - ಮೀನುಗಾರಿಕೆ ನಿರ್ದೇಶಕರ ಮುಖಾಂತರ.
- 5) ಮಾನ್ಯ ಯುವಜನ ಸೇವಾ ಮತ್ತು ಮೀನುಗಾರಿಕೆ ರಾಜ್ಯಸಚಿವರ ಆಪ್ತ ಕಾರ್ಯದರ್ಶಿ, ವಿಧಾನಸೌಧ, ಬೆಂಗಳೂರು.
- 6) ಶಾಖಾ ರಕ್ಷಾ ಕಡತ:ಹೆಚ್ಚಿನ ಪತ್ರಿಕೆಗಳು.
ಹಿಂಬರಹ ಸಂಖ್ಯೆ ಎಫ್.ಸಿ.ಎಸ್./13/2012-13

ಮೀನುಗಾರಿಕೆ ನಿರ್ದೇಶನಾಲಯ
ಬೆಂಗಳೂರು-1
ದಿನಾಂಕ 19-8-2013.

ಸರ್ಕಾರದ ಆದೇಶ ಪತ್ರವನ್ನು ಹಿಂಬರಹದೊಂದಿಗೆ ರಾಜ್ಯದ ಎಲ್ಲಾ ಮೀನುಗಾರಿಕೆ ಅಧೀನಾಧಿಕಾರಿಗಳಿಗೆ ರವಾನಿಸಲಾಗಿದೆ. ಸರ್ಕಾರದ ಪತ್ರದಲ್ಲಿ ಈ ಹಿಂದೆ ನೀಡಲಾಗಿದ್ದ ತಡೆಯಾಜ್ಞೆಯನ್ನು ತೆರವುಗೊಳಿಸಿರುವುದರಿಂದ, ಹೊಸದಾಗಿ ರಚಿಸಲು ಉದ್ದೇಶಿಸಿರುವ ಮೀನುಗಾರರ ಸಹಕಾರ ಸಂಘಗಳ ನೋಂದಣಿಗೆ ಕಡ್ಡಾಯವಾಗಿ ಈ ಆದೇಶದ ಅನುಬಂಧ-1 ಮತ್ತು 2 ರಲ್ಲಿ ನೀಡಿರುವ ಮಾರ್ಗಸೂಚಿಗಳನ್ನು ಪಾಲಿಸಲು ತಿಳಿಸಲಾಗಿದೆ.

ಸಹಿ/-
ಮೀನುಗಾರಿಕೆ ನಿರ್ದೇಶಕರು

ಗೆ:-
ಎಲ್ಲಾ ಮೀನುಗಾರಿಕೆ ಉಪನಿರ್ದೇಶಕರುಗಳಿಗೆ,
ಎಲ್ಲಾ ಮೀನುಗಾರಿಕೆ ಹಿರಿಯ ಸಹಾಯಕ ನಿರ್ದೇಶಕರುಗಳು, ಮೀನುಗಾರಿಕೆ ಸಹಾಯಕ ನಿರ್ದೇಶಕರು(ಶ್ರೇಣಿ-1) ಮತ್ತು(2) ಹಾಗೂ ಜಿಲ್ಲಾ ನೋಡಲ್ ಅಧಿಕಾರಿಗಳು ಮತ್ತು ಎಲ್ಲಾ ತಾಲ್ಲೂಕು ಮಟ್ಟದ ಅಧಿಕಾರಿಗಳಿಗೆ ಸೂಕ್ತ ಕ್ರಮಕ್ಕಾಗಿ ರವಾನಿಸಿದೆ.


ಮೀನುಗಾರಿಕೆ ನಿರ್ದೇಶಕರ ಪರವಾಗಿ.


ಆದೇಶ ಸಂಖ್ಯೆ:ಪಂಪಂಪಂ 143 ಮೀಇಇ 2012, ಬೆಂಗಳೂರು ದಿನಾಂಕ:13-08-2012

ಅನುಬಂಧ-1

ಕರ್ನಾಟಕ ರಾಜ್ಯದಲ್ಲಿ ಒಳನಾಡು ಮೀನುಗಾರರ ಸಹಕಾರ ಸಂಘಗಳನ್ನು ಹೊಸದಾಗಿ ನೋಂದಾಯಿಸಲು ಮೀನುಗಾರಿಕೆ ಇಲಾಖೆಯು ಸಾಧ್ಯತಾ ವರದಿಯನ್ನು ನೀಡುವಾಗ ಅಗತ್ಯವಾಗಿ ಪಾಲಿಸವೇಕಾದ ಮಾರ್ಗನೋಟಗಳು.

- 1) ನಿಯೋಜಿತ ಮೀನುಗಾರರ ಸಹಕಾರ ಸಂಘದ ಕಾರ್ಯವ್ಯಾಪ್ತಿಯು ಹಾಲಿ ಅಸ್ತಿತ್ವದಲ್ಲಿರುವ ಮುಖ್ಯವೆಂದು ಸಹಕಾರ ಸಂಘದ ಕಾರ್ಯವ್ಯಾಪ್ತಿಯನ್ನು ಅತಿಶ್ರಮಿಸಬಾರದು. ಹೋಬಳಿ ಮಟ್ಟದ, ತಾಲ್ಲೂಕು ಮಟ್ಟದ ಅಥವಾ ಜಿಲ್ಲಾ ಮಟ್ಟದಲ್ಲಿ ಹಾಲಿ ಅಸ್ತಿತ್ವದಲ್ಲಿರುವ ಮೀನುಗಾರರ ಸಹಕಾರ ಸಂಘಗಳ ವ್ಯಾಪ್ತಿಯೊಳಗೆ ಮೀನುಗಾರಿಕೆ ಇಲಾಖೆಯ ಐಲಸಂಪನ್ಮೂಲಗಳ ಗುತ್ತಿಗೆ ನಿಯಮಾವಳಿಗಳನ್ವಯ ನಿಗದಿಪಡಿಸಿದ ಗರಿಷ್ಠ ಐಲವಿಸ್ತೀರ್ಣದ ಐಲಸಂಪನ್ಮೂಲಗಳಿಗಿಂತ ಹೆಚ್ಚು ಐಲಸಂಪನ್ಮೂಲಗಳಿದ್ದಲ್ಲಿ ಮಾತ್ರ ಹೊಸ ಮೀನುಗಾರರ ಸಹಕಾರ ಸಂಘಗಳನ್ನು ಸ್ಥಾಪಿಸಲು ಪರಿಗಣಿಸಬಹುದು.
- 2) ನಿಯೋಜಿತ ಮೀನುಗಾರರ ಸಹಕಾರ ಸಂಘದ ಕಾರ್ಯವ್ಯಾಪ್ತಿಯಲ್ಲಿ ಕನಿಷ್ಠ ಒಂದು ಐಲಸಂಪನ್ಮೂಲ ಇರಬೇಕು.
- 3) ನಿಯೋಜಿತ ಮೀನುಗಾರರ ಸಹಕಾರ ಸಂಘವನ್ನು ಸಂಘಟಿಸಲು ಸಂಘದ ಘೋಷಿತ ಕಾರ್ಯವ್ಯಾಪ್ತಿಯಲ್ಲಿ ಕನಿಷ್ಠ 20 ವ್ಯಕ್ತಿನಿರತ ಮೀನುಗಾರರು ಇರಬೇಕು.
- 4) ನಿಯೋಜಿತ ಮೀನುಗಾರರ ಸಹಕಾರ ಸಂಘದ ಸದಸ್ಯರು ಕಡ್ಡಾಯವಾಗಿ ಸಂಘದ ಘೋಷಿತ ಕಾರ್ಯವ್ಯಾಪ್ತಿಯ ಸಾಮಾನ್ಯ ನಿವಾಸಿಯಾಗಿರಬೇಕು. ಅವರು ಸಾಮಾನ್ಯ ನಿವಾಸಿಗಳೆಂದು ಪರಿಶೀಲನೆ ಆಗಿರಬೇಕು. ಆಧಾರ್ ಚೀಟಿ, ಚುನಾವಣಾ ಗುರುತಿನ ಚೀಟಿ, ವಾಸ ಸ್ಥಳ ದೃಢೀಕರಣ ಪತ್ರ, ಹಾತಿ ಪ್ರಮಾಣ ಪತ್ರ ಅಥವಾ ಇನ್ನಿತರ ಸರ್ಕಾರದ ದಾಖಲೆಗಳ ಮೂಲಕ ಖಾಸಗಿ ಪರಿಶೀಲನೆ ಆಗಬೇಕು.
- 5) ನಿಯೋಜಿತ ಮೀನುಗಾರರ ಸಹಕಾರ ಸಂಘದ ಸದಸ್ಯರು ಮೀನುಗಾರರೆಂಬುದನ್ನು ಮೀನುಗಾರರ "ಕೌಶಲ್ಯ ಪರಿಶೀಲನೆ" ಮೂಲಕ ದೃಢೀಕರಿಸಿಕೊಳ್ಳಬೇಕು.
- 6) ಹಾಲಿ ಕಾರ್ಯನಿರ್ವಹಿಸುತ್ತಿರುವ ಮೀನುಗಾರರ ಸಹಕಾರ ಸಂಘದ ವ್ಯಾಪ್ತಿಯಲ್ಲಿ ಹೊಸ ಮೀನುಗಾರರ ಸಹಕಾರ ಸಂಘಗಳನ್ನು ಸ್ಥಾಪಿಸಲು ಅರ್ಜಿ ಬಂದಲ್ಲಿ ಹಾಲಿ ಕಾರ್ಯನಿರ್ವಹಿಸುತ್ತಿರುವ ಸಹಕಾರ ಸಂಘಗಳಲ್ಲಿ ಸದಸ್ಯತ್ವವನ್ನು ಪಡೆದುಕೊಳ್ಳಲು ಆ ಸಹಕಾರ ಸಂಘಗಳು ಸಮ್ಮತಿಸಿದಲ್ಲಿ ಮಾತ್ರ ಸದಸ್ಯತ್ವವನ್ನು ಪಡೆದುಕೊಳ್ಳಬಹುದು.
- 7) ನಿಯೋಜಿತ ಸಂಘದ ಸದಸ್ಯರು ಕರ್ನಾಟಕ ಸಹಕಾರ ಸಂಘಗಳ ಕಾಯಿದೆ 1959ರ ಪ್ರಕಾರ ಅರ್ಹತೆಯನ್ನು ಹೊಂದಿರಬೇಕು.
- 8) "ಮೀನುಗಾರರ ಕೌಶಲ್ಯ ಪರಿಶೀಲನೆ".

ಮೀನುಗಾರರ ಸಹಕಾರ ಸಂಘದ ಸದಸ್ಯರಾಗ ಬಯಸುವವರಿಗೆ ಈ ಕೆಳಗಿನಂತೆ ಅರ್ಹತೆಗಳಿರಬೇಕು.

ಅ) ಈಜಲು ಬರಬೇಕು. (ಮಹಿಳೆಯರಿಗೆ ಅನ್ವಯಿಸುವುದಿಲ್ಲ) ಅರ್ಜಿದಾರರು ಕನಿಷ್ಠ 25 ಮೀಟರ್‌ನಷ್ಟು ಈಜಲು ಸಾಮರ್ಥ್ಯ ಹೊಂದಿರಬೇಕು.

-2-

- ಆ) ಮೀನು ಬಲೆಯನ್ನು ಬಳಸಿ ಮೀನು ಹಿಡಿಯಲು ಶಕ್ತರಾಗಿರಬೇಕು. ಭಳೆ ಬೀಸಿದಾಗ ಮೀನು ಬಲೆ ಕನಿಷ್ಠ ಶೇ.60ರಷ್ಟು ವ್ಯಕ್ತಾಕಾರದಲ್ಲಿರಬೇಕು.
- ಇ) ಏಳೆ ಬಲೆಯನ್ನು ಬಳಸಿ ಮೀನು ಹಿಡಿಯುವಾಗ ತಳಭಾಗದ "ಕಾಲಿನ ಹಗ್ಗವಡಿ" ಮೀನುಗಳು ನುಸುಳದಂತೆ ಬಲೆಯನ್ನು ಬಳಸಬಲ್ಲವರಾಗಬೇಕು.
- ಈ) ಬಿಡು ಬಲೆಯನ್ನು ತಜ್ಞ ಅಥವಾ ಹರಿಗೋಲು ಬಳಸಿ ಆಳವಾದ ನೀರಿನಲ್ಲಿ ಬಲೆ ನೇರವಾಗಿ ನಿಲ್ಲುವಂತೆ ಬಳಸುವ ಕೌಶಲ್ಯವಿರಬೇಕು.
- ಉ) ಮೀನು ಹಿಡಿಯುವ ಬಲೆಗಳನ್ನು ರಿಪೇರಿ ಮಾಡಲು ತಿಳಿದಿರಬೇಕು.
- ಊ) ಮೀನುಗಾರಿಕೆ ಇಲಾಖೆಯ ತರಬೇತಿ ಕೇಂದ್ರದಲ್ಲಿ ತರಬೇತಿ ಹೊಂದಿರಬೇಕು. (ಮೀನು ಕೃಷಿಕರ ಅಭಿವೃದ್ಧಿ ಸಂಸ್ಥೆ ಅಥವಾ ಇಲಾಖೆಯ ಮೀನುಗಾರಿಕೆ ತರಬೇತಿ ಕೇಂದ್ರಗಳಲ್ಲಿ ತರಬೇತಿ ಹೊಂದಿರಬೇಕು) ಆ ಬಗ್ಗೆ ಪ್ರಮಾಣ ಪತ್ರ ಹೊಂದಿರಬೇಕು.
- ಋ) ಮೀನು ಮೂರಾಟದಲ್ಲಿ ತೊಡಗಿಸಿಕೊಂಡಿರಬೇಕು. ಈ ಬಗ್ಗೆ ಮೂರಾಟ ಮಾಡುವ ಛಾಯಾಚಿತ್ರ ಮುಖಾಂತರ ಸ್ಥಳೀಯ ಅಧಿಕಾರಿ ಸ್ಥಳ ಪರಿಶೀಲನೆ ಮಾಡಿ ದೃಢೀಕರಿಸಬೇಕು.
- ಎ) ವ್ಯಕ್ತಿಯಲ್ಲಿ ಮೀನುಗಾರರಾಗಿರಬೇಕು ಅಥವಾ ಸಕ್ರಿಯ ಮೀನುಗಾರರಾಗಿರಬೇಕು ಎಂಬುದನ್ನು ಸಂಬಂಧಪಟ್ಟ ಅಧಿಕಾರಿ ದೃಢೀಕರಿಸಬೇಕು.

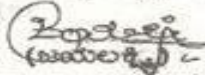
ಪುರುಷ ಸದಸ್ಯರುಗಳು ಮೇಲಿನ ಅರ್ಹತೆಗಳಲ್ಲಿ ಕನಿಷ್ಠ 5 ಅರ್ಹತೆಗಳನ್ನು ಹೊಂದಿರಬೇಕು. ಆದರೆ, ಈಚಲು ಬರುಪ್ಪದ್ದು ಕಡ್ಡಾಯ. ಮಹಿಳಾ ಸದಸ್ಯರು ಕನಿಷ್ಠ ಮೇಲಿನ 3 ಅರ್ಹತೆಗಳನ್ನು ಹೊಂದಿರಬೇಕು.

9) "ಕೌಶಲ್ಯ ಪರಿಶೀಲನೆ"ಯನ್ನು ಈ ಕೆಳಕಂಡ ಸದಸ್ಯರನ್ನೊಳಗೊಂಡ ಸಮಿತಿಯು ನಡೆಸುವುದು.

- ಅ) ಸಂಬಂಧಪಟ್ಟ ವಲಯದ ಮೀನುಗಾರಿಕೆ ಉಪ ನಿರ್ದೇಶಕರು - ಅಧ್ಯಕ್ಷರು
- ಆ) ಸಂಬಂಧಪಟ್ಟ ಜಿಲ್ಲಾ ಮಟ್ಟದ ಮೀನುಗಾರಿಕೆ ಅಧಿಕಾರಿ - ಸದಸ್ಯರು
- ಇ) ಸಂಬಂಧಪಟ್ಟ ತಾಲ್ಲೂಕು ಮಟ್ಟದ ಮೀನುಗಾರಿಕೆ ಅಧಿಕಾರಿ - ಸಂಚಾಲಕರು
- ಈ) ನಿಯೋಜಿತ ಮೀನುಗಾರರ ಸಂಘದ ಮುಖ್ಯ ಪ್ರವರ್ತಕರು - ಸದಸ್ಯರು.
- ಉ) ಸಂಬಂಧಪಟ್ಟ ಗ್ರಾಮ ಪಂಚಾಯತಿಯ ಅಧ್ಯಕ್ಷರು ಅಥವಾ ಕಾರ್ಯದರ್ಶಿ - ಸದಸ್ಯರು

10) ಕೌಶಲ್ಯ ಪರಿಶೀಲನೆ ಸಮಿತಿಯ ಸಂಚಾಲಕರು ಸದಸ್ಯತ್ವ ಕೋರುವ ಅರ್ಜಿದಾರರಿಗೆ ಕೌಶಲ್ಯ ಅರ್ಹತೆ ಪರಿಶೀಲನೆ ನಡೆಯುವ ಸ್ಥಳ, ವೇಳೆ, ದಿನಾಂಕವನ್ನು ಒಂದು ವಾರದ ಮುಂಚೆ ತಿಳಿಸತಕ್ಕದ್ದು. ಇದನ್ನು ಓಪರಾಲಿನಲ್ಲಿ ನೇರವಾಗಿ ಅಥವಾ ಗ್ರಾಮದಲ್ಲಿ ಟಾಪ್ ಟಾಪ್ ಮಾಡಿಸಿ ಅಥವಾ ಗ್ರಾಮ ಪಂಚಾಯತಿಯ ನೋಟೀಸ್ ಬೋರ್ಡಿನಲ್ಲಿ ಪ್ರಚಾರ ಪಡಿಸುವುದು.

11) ಕೌಶಲ್ಯ ಅರ್ಹತೆ ಪರಿಶೀಲನೆಯನ್ನು ವಿಡಿಯೋ ಮೂಲಕ ಚಿತ್ರಿಸಿ ಅದರ ಒಂದು ಸೂಚ್ಯ ಕಾಫಿಯನ್ನು ಅರ್ಹತೆ ಪರಿಶೀಲನೆಯ ಫಲಿತಾಂಶದೊಂದಿಗೆ ನಿಯೋಜಿತ ಸಂಘದ ಪ್ರಸ್ತಾವನೆಯೊಡನೆ ಮೀನುಗಾರಿಕೆ ನಿರ್ದೇಶನಾಲಯಕ್ಕೆ ಸಲ್ಲಿಸತಕ್ಕದ್ದು.


 (ಇಯಲಕ್ಷ್ಮಿ) 13/8/13
 ಸರ್ಕಾರದ ಅಧೀನ ಕಾರ್ಯದರ್ಶಿ (ಪ್ರಾಣಿ)
 ಪಶುಸಂಗೋಪನೆ ಮತ್ತು ಮೀನುಗಾರಿಕೆ ಇಲಾಖೆ(ಮೀ)
 714

ಆದೇಶ ಸಂಖ್ಯೆ:ಪಂಪಂಪಿಂ-143 ಮೀಇಇ 2012, ಕರ್ನಾಟಕ ರಾಜ್ಯ ಸರ್ಕಾರದ ದಿನಾಂಕ:13-08-2012

ಅನುಬಂಧ-2

ಕರ್ನಾಟಕ ರಾಜ್ಯದಲ್ಲಿ ಕರಾವಳಿ ಮೀನುಗಾರರ ಸಹಕಾರ ಸಂಘಗಳನ್ನು ನೋಂದಾಯಿಸಲು ಮೀನುಗಾರಿಕೆ ಇಲಾಖೆಯು ಸಾಧ್ಯತಾ ವರದಿಯನ್ನು ನೀಡುವಾಗ ಅಗತ್ಯವಾಗಿ ಹಾಲಿಸಬೇಕಾದ ಮಾರ್ಗಸೂಚಿಗಳು.

- 1) ನಿಯೋಜಿತ ಮೀನುಗಾರರ ಸಂಘದ ಕಾರ್ಯವ್ಯಾಪ್ತಿಯು ಹಾಲಿ ಅಸ್ತಿತ್ವದಲ್ಲಿರುವ ಮುಕ್ತಾಯದ ಸಹಕಾರ ಸಂಘದ ಕಾರ್ಯವ್ಯಾಪ್ತಿಯನ್ನು ಅತಿಕ್ರಮಿಸಬಾರದು.
- 2) ನಿಯೋಜಿತ ಸಂಘದ ಕಾರ್ಯವ್ಯಾಪ್ತಿಯಲ್ಲಿ ಅದೇ ಉದ್ದೇಶ ಹೊಂದಿದ ಮುಕ್ತಾಯದ ಮೀನುಗಾರರ ಸಂಘ ಇರಬಾರದು.
- 3) ನಿಯೋಜಿತ ಸಂಘದ ಸದಸ್ಯತ್ವವನ್ನು ಕೋರಿದ ಅರ್ಜಿದಾರರು ಹಾಲಿ ಕಾರ್ಯನಿರ್ವಹಿಸುತ್ತಿರುವ ಬೇರೆ ಯಾವುದೇ ಮೀನುಗಾರಿಕೆ ಸಹಕಾರ ಸಂಘಗಳಲ್ಲಿ ಸದಸ್ಯರಾಗಿರಬಾರದು.
- 4) ನಿಯೋಜಿತ ಮೀನುಗಾರರ ಸಹಕಾರ ಸಂಘದಲ್ಲಿ ಕನಿಷ್ಠ 20 ವ್ಯಕ್ತಿ ನಿರತ ಮೀನುಗಾರರು ಇರಬೇಕು.
- 5) ನಿಯೋಜಿತ ಮೀನುಗಾರರ ಸಹಕಾರ ಸಂಘದ ಸದಸ್ಯರು ಕಡ್ಡಾಯವಾಗಿ ಸಂಘದ ಘೋಷಿತ ಕಾರ್ಯವ್ಯಾಪ್ತಿಯ ಸಾಮಾನ್ಯ ನಿವಾಸಿಯಾಗಿರಬೇಕು, ಅವರು ಸಾಮಾನ್ಯ ನಿವಾಸಿಗಳೆಂದು ಪರಿಶೀಲನೆ ಚೀಟಿ, ಆಧಾರ್ ಚೀಟಿ, ಚುನಾವಣಾ ಗುರುತಿನ ಚೀಟಿ, ವಾಸ ಸ್ಥಳ ದೃಢೀಕರಣ ಪತ್ರ, ಚಾತಿ ಪ್ರಮಾಣ ಪತ್ರ ಅಥವಾ ಇನ್ನಿತರ ಸರ್ಕಾರದ ದಾಖಲೆಗಳ ಮುಖಾಂತರ ಪರಿಶೀಲಿಸಿಕೊಳ್ಳಬೇಕು.
- 6) ನಿಯೋಜಿತ ಮೀನುಗಾರರ ಸಹಕಾರ ಸಂಘದ ಸದಸ್ಯರು ಮೀನುಗಾರರಂಬುದನ್ನು ಮೀನುಗಾರರ ಕೌಶಲ್ಯ ಪರೀಕ್ಷಾ ಮುಖಾಂತರ ದೃಢೀಕರಿಸಿಕೊಳ್ಳಬೇಕು.
- 7) ಹಾಲಿ ಕಾರ್ಯನಿರ್ವಹಿಸುತ್ತಿರುವ ಮೀನುಗಾರರ ಸಹಕಾರ ಸಂಘದ ವ್ಯಾಪ್ತಿಯಲ್ಲಿ ಹೊಸ ಮೀನುಗಾರರ ಸಹಕಾರ ಸಂಘಗಳನ್ನು ಸ್ಥಾಪಿಸಲು ಅರ್ಜಿ ಬಂದಲ್ಲಿ, ಹಾಲಿ ಕಾರ್ಯನಿರ್ವಹಿಸುತ್ತಿರುವ ಸಹಕಾರ ಸಂಘಗಳಲ್ಲೇ ಸದಸ್ಯತ್ವವನ್ನು ಪಡೆದುಕೊಳ್ಳಲು ಆ ಸಹಕಾರ ಸಂಘಗಳು ಸಮ್ಮತಿಸಿದಲ್ಲಿ ಮಾತ್ರ ಸದಸ್ಯತ್ವವನ್ನು ಪಡೆದುಕೊಳ್ಳಬಹುದು.
- 8) ನಿಯೋಜಿತ ಸಂಘದ ಸದಸ್ಯರು ಕರ್ನಾಟಕ ಸಹಕಾರ ಸಂಘಗಳ ಕಾಯಿದೆ 1959ರ ಪ್ರಕಾರ ಅರ್ಹತೆಯನ್ನು ಹೊಂದಿರಬೇಕು.
- 9) ಮೀನುಗಾರರ ಸಹಕಾರ ಸಂಘದ ಸದಸ್ಯರಾಗಲು ಈ ಕೆಳಗಿನಂತೆ ಅರ್ಹತೆಗಳು ಇರಬೇಕು.

ಅ) ಸದಸ್ಯರಾಗ ಬಯಸುವವರಿಗೆ ಈಜಲು ಬರಬೇಕು. (ಮಹಿಳೆಯರಿಗೆ ಅನ್ವಯಿಸುವುದಿಲ್ಲ) ಅರ್ಜಿದಾರರು ಕನಿಷ್ಠ 25 ಮೀಟರ್‌ನಷ್ಟು ಈಜಲು ಸಾಮರ್ಥ್ಯ ಹೊಂದಿರಬೇಕು.

ಆ) ಬೀಸು ಬಲೆ ಬೀಸಿದಾಗ ಬೀಸು ಬಲೆ ಕನಿಷ್ಠ 25.60ರಷ್ಟು ವ್ಯತ್ಯಾಸವಿರಬೇಕು.

-2-

- ಅ) ಎಳೆ ಬಲೆಯನ್ನು ಬಳಸಿ ಮೀನು ಹಿಡಿಯುವಾಗ ಕವಚವನ್ನು ಹಾಲಿನ ಪೆನ್ಸಿಲ್‌ನಲ್ಲಿ ಮೀನುಗಳು ಸುಸುಳದಂತೆ ಬಲೆಯನ್ನು ಬಳಸುವಂತೆ ಮಾಡಬೇಕು.
- ಆ) ಬಡು ಬಲೆಯನ್ನು ನಾಡ ದೋಣಿಯಲ್ಲಿ / ಮೋಟಾರಿಕ್ಯೂಟ್ ದೋಣಿಯಲ್ಲಿ ಆಳವಾದ ನೀರಿನಲ್ಲಿ ಬಲೆ ನೇರವಾಗಿ ನಿಲ್ಲುವಂತೆ ಬಳಸುವ ಕೌಶಲ್ಯವಿರಬೇಕು.
- ಉ) ಮೀನು ಹಿಡಿಯುವ ಬಲೆಗಳನ್ನು ರಿಪೇರಿ ಮಾಡಲು ತಿಳಿದಿರಬೇಕು.
- ಊ) ಮೀನುಗಾರಿಕೆ ಇಲಾಖೆಯ ತರಬೇತಿ ಕೇಂದ್ರದಲ್ಲಿ ತರಬೇತಿ ಹೊಂದಿರಬೇಕು. (ಮೀನು ಕೃಷಿಕರ ಅಭಿವೃದ್ಧಿ ಸಂಸ್ಥೆ ಅಥವಾ ಮೀನುಗಾರಿಕೆ ಇಲಾಖೆಯ ತರಬೇತಿ ಕೇಂದ್ರಗಳಲ್ಲಿ ತರಬೇತಿ ಹೊಂದಿರಬೇಕು) ಆ ಬಗ್ಗೆ ಪ್ರಮಾಣ ಪತ್ರ ಹೊಂದಿರಬೇಕು.
- ಋ) ಮೀನು ಮಾರಾಟದಲ್ಲಿ ತೊಡಗಿಸಿಕೊಂಡಿರಬೇಕು. ಈ ಬಗ್ಗೆ ಮಾರಾಟ ಸ್ಥಳದ ಛಾಯಾಚಿತ್ರ ಮುಖಾಂತರ ಸ್ಥಳೀಯ ಅಧಿಕಾರಿ ಸ್ಥಳ ಪರಿಶೀಲನೆ ಮಾಡಿ ದೃಢೀಕರಿಸಬೇಕು.
- ಎ) ವೃತ್ತಿಯಲ್ಲಿ ಮೀನುಗಾರರಾಗಿರಬೇಕು ಅಥವಾ ಸಕ್ರಿಯ ಮೀನುಗಾರರಾಗಿರಬೇಕು ಎಂಬುದನ್ನು ಸಂಬಂಧಪಟ್ಟ ಅಧಿಕಾರಿ ದೃಢೀಕರಿಸಬೇಕು.
- ಐ) ಮೀನು ಸ್ವಚ್ಛಗೊಳಿಸುವವರು, ಧಕ್ಕ, ಬಂದರು, ಜಿಲ್ಲೆಯಲ್ಲಿ ಹಾಗೂ ಮೀನುಗಾರಿಕಾ ದೋಣಿಗಳಲ್ಲಿ ಮೀನುಗಾರಿಕೆಗೆ ಸಂಬಂಧಿಸಿದ ನೇರ ಕರ್ತವ್ಯಗಳಲ್ಲಿ ತೊಡಗಿರುವವರಾಗಿರಬೇಕು.

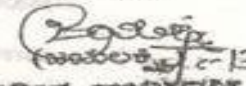
ಪುರುಷ ಸದಸ್ಯರುಗಳು ಮೇಲಿನ ಅರ್ಹತೆಗಳಲ್ಲಿ ಕನಿಷ್ಠ 3 ಅರ್ಹತೆಗಳನ್ನು ಹೊಂದಿರಬೇಕು. ಆದರೆ, ಈಚ್ಚಲು ಬರುತ್ತವೆ ಕಡ್ಡಾಯ ಮಹಿಳಾ ಸದಸ್ಯರು ಕನಿಷ್ಠ ಮೇಲಿನ 2 ಅರ್ಹತೆಗಳನ್ನು ಹೊಂದಿರಬೇಕು.

- 10) ಕೌಶಲ್ಯ ಪರೀಕ್ಷೆಯನ್ನು ಈ ಕೆಳಕಂಡ ಸದಸ್ಯರನ್ನೊಳಗೊಂಡ ಸಮಿತಿಯು ನಡೆಸುವುದು.

ಅ) ಸಂಬಂಧಪಟ್ಟ ಫಲಯದ ಮೀನುಗಾರಿಕೆ ಉಪ ನಿರ್ದೇಶಕರು	ಅಧ್ಯಕ್ಷರು
ಆ) ಸಂಬಂಧಪಟ್ಟ ಜಿಲ್ಲಾ ಮಟ್ಟದ ಮೀನುಗಾರಿಕೆ ಅಧಿಕಾರಿ	ಸದಸ್ಯರು
ಇ) ಸಂಬಂಧಪಟ್ಟ ತಾಲ್ಲೂಕು ಮಟ್ಟದ ಮೀನುಗಾರಿಕೆ ಅಧಿಕಾರಿ	ಸಂಚಾಲಕರು
ಈ) ನಿಯೋಜಿತ ಮೀನುಗಾರರ ಸಂಘದ ಮ. ಪ್ರ. ಪ್ರವರ್ತಕರು	ಸದಸ್ಯರು
ಉ) ಸಂಬಂಧಪಟ್ಟ ಗ್ರಾಮ ಪಂಚಾಯಿತಿ ಅಧ್ಯಕ್ಷರು ಅಥವಾ ಕಾರ್ಯದರ್ಶಿ	ಸದಸ್ಯರು

11) ಕೌಶಲ್ಯ ಪರೀಕ್ಷಾ ಸಮಿತಿಯ ಸಂಚಾಲಕರು ಸದಸ್ಯತ್ವ ಕೊಡುವ ಅರ್ಜಿದಾರರಿಗೆ ಕೌಶಲ್ಯ ಅರ್ಹತೆ ಪರೀಕ್ಷೆ ನಡೆಯುವ ಸ್ಥಳ, ವೇಳೆ, ದಿನಾಂಕವನ್ನು ಒಂದು ವಾರದ ಮುಂಚೆ ಅರ್ಜಿದಾರರಿಗೆ ತಿಳಿಸತಕ್ಕದ್ದು. ಇದನ್ನು ಟಿಪ್ಪಣಿಗಳಲ್ಲಿ ನೇರವಾಗಿ ಗ್ರಾಮದಲ್ಲಿ ಟಾಪ್ ಟಾಪ್ ಮಾಡಿಸಿ ಅಥವಾ ಗ್ರಾಮ ಪಂಚಾಯಿತಿಯ ನೋಟೀಸ್ ಬೋರ್ಡಿನಲ್ಲಿ ಪ್ರಚಾರ ಪಡಿಸುವುದು.

12) ಕೌಶಲ್ಯ ಅರ್ಹತೆ ಪರೀಕ್ಷೆಯನ್ನು ವಿಡಿಯೋ ಮೂಲಕ ಚಿತ್ರಿಸಿ ಅದರ ಒಂದು ಸಾಫ್ಟ್ ಕಾಪಿಯನ್ನು ಅರ್ಹತೆ ಪರೀಕ್ಷೆ ಫಲಿತಾಂಶದೊಂದಿಗೆ ನಿಯೋಜಿತ ಸಂಘದ ಪ್ರಸ್ತಾವನೆ ಯೊಡನೆ ಮೀನುಗಾರಿಕೆ ನಿರ್ದೇಶನಾಲಯಕ್ಕೆ ಸಲ್ಲಿಸತಕ್ಕದ್ದು.


 ಸರ್ಕಾರದ ಅಧೀನ ಕಾರ್ಯದರ್ಶಿ (ಪ್ರಧಾನ)
 ಪಶುಸಂಗೋಪನೆ ಮತ್ತು ಮೀನುಗಾರಿಕೆ ಇಲಾಖೆ(ಮೀ)
 2013

Annexure – 6

Physical & Financial Progress during Study Period (2009-10 to 2013-14)

Zone	District	City/Town	2009-10		2010-11		2011-12		2012-13		2013-14	
			Phy.	Fin.	Phy.	Fin.	Phy.	Fin.	Phy.	Fin.	Phy.	Fin.
Bengaluru	Bengaluru Rural	Doddaballapura	0	-	3	0.15	27	1.35	0	-	13	1.30
		Devanhalli	13	0.65	4	0.20	26	1.30	25	1.25	13	1.30
		Total	13	0.65	7	0.35	53	2.65	25	1.25	26	2.60
	Chikkaballapur	Bagepalli							27	1.35	15	1.50
		Chintamani	25	1.25	11	0.55	46	2.30	27	1.35	15	1.50
		Gauribidanur	24	1.20	13	0.65	41	2.05	33	1.79	52	2.49
		Gudibanda	23	1.15	6	0.30	23	1.15	31	1.60	35	1.58
		Sidlaghatta	24	1.20	10	0.50	26	1.30	27	1.35	12	1.20
		Total	96	4.80	40	2.00	136	6.80	145	7.44	129	8.27
			Kolar	Kolar	11	0.55	20	1.00	17	0.85	15	1.50
Srinivasapur	11			0.55	0	-	11	0.55	20	1.00	13	1.30
Total	22			1.10	20	1.00	28	1.40	35	2.50	26	2.60
	Ramanagaram	Magadi	12	0.60	16	0.90	43	2.15	45	2.25	25	2.50
		Total	12	0.60	16	0.90	43	2.15	45	2.25	25	2.50
Bengaluru Zone Total			143	7.15	83	4.25	260	13.00	250	13.44	206	15.97
Belagavi	Belagavi	Athani	0	-	4	0.20	32	0.67	21	2.10	31	2.40
		Bailahongal	8	0.40	7	0.35	52	2.60	30	1.50	6	0.60
		Balagavi	5	0.25	5	0.25	20	1.00	65	3.25	15	0.75
		Chikodi	0	-	4	0.20	52	1.10	67	2.90	19	1.39

Zone	District	City/Town	2009-10		2010-11		2011-12		2012-13		2013-14	
			Phy.	Fin.	Phy.	Fin.	Phy.	Fin.	Phy.	Fin.	Phy.	Fin.
		Gokak	0	-	0	-	20	1.00	0	-	0	-
		Hukkeri	24	1.20	4	0.20	59	2.95	96	6.48	10	0.74
		Khanapur	3	0.15	4	0.20	15	0.75	10	0.50	7	0.70
		Ramdurg	28	1.40	3	0.15	25	1.25	74	2.74	26	1.55
		Raybag	0	-	4	0.20	49	2.45	36	3.12	10	0.74
		Saundatti	14	0.70	8	0.40	45	2.25	40	2.00	6	0.60
		Total	82	4.10	43	2.15	369	16.02	439	24.59	130	9.47
	Gadag	Gadag-Betigeri	10	0.50	3	0.15	15	0.75	10	0.50	6	0.60
		Nargund	10	0.50	3	0.15	10	0.50	10	0.50	6	0.60
		Mundargi	21	1.05	15	0.75	40	2.00	30	1.50	15	1.50
		Ron	20	1.00	3	0.15	30	1.50	20	1.00	10	1.00
		Shirahatti	21	1.05	15	0.75	40	2.00	30	1.50	15	1.50
		Total	82	4.10	39	1.95	135	6.75	100	5.00	52	5.20
	Haveri	Ranibennur	0	-	2	0.50	29	1.45	30	1.50	4	0.40
		Hirekerur	0	-	3	0.75	39	1.95	35	1.75	8	0.80
		Total	0	-	5	1.25	68	3.40	65	3.25	12	1.20
		Belagavi Zone Total	164	8.20	87	5.35	572	26.17	604	32.84	194	15.87
Ballari	Ballari	Hospet	10	0.50	7	0.35	94	4.70	125	6.25	15	1.50
		Sanduru	17	0.85	0	-	35	1.75	50	2.50	14	1.40
		Total	27	1.35	7	0.35	129	6.45	175	8.75	29	2.90
	Bidar	Aurad	14	0.70	2	0.10	48	2.40	50	2.50	18	1.80
		Basavakalyan	13	0.65	6	0.30	44	2.20	41	2.05	18	1.80

Zone	District	City/Town	2009-10		2010-11		2011-12		2012-13		2013-14	
			Phy.	Fin.	Phy.	Fin.	Phy.	Fin.	Phy.	Fin.	Phy.	Fin.
		Bidar	15	0.75	8	0.40	75	1.55	60	3.00	24	2.40
		Bhalki	12	0.60	2	0.10	45	2.25	35	1.75	18	1.80
		Homnabad	13	0.65	2	0.10	21	1.05	39	1.95	17	1.70
		Total	67	3.35	20	1.00	233	9.45	225	11.25	95	9.50
	Koppal	Gangawati	30	1.50	14	0.70	161	8.05	107	5.35	63	6.30
		Koppal	36	1.80	6	0.30	54	2.70	72	3.60	32	3.20
		Kushtagi	15	0.75	6	0.30	0	-	0	-	0	-
		Total	81	4.05	26	1.30	215	10.75	179	8.95	95	9.50
	Raichur	Lingsugur	15	0.75	15	0.75	91	4.55	45	2.25	54	5.40
		Total	15	0.75	15	0.75	91	4.55	45	2.25	54	5.40
	Yadgir	Shahpur	30	1.50	6	0.30	65	3.25	98	2.50	44	4.00
		Shorapur	6	0.30	4	0.20	38	1.90	74	2.50	39	2.00
		Total	36	1.80	10	0.50	103	5.15	172	5.00	83	6.00
		Ballari Zone Total	226	11.30	78	3.90	771	36.35	796	36.20	356	33.30
Mysuru	Mandya	Mandya	30	0.60	44	0.68	61	3.05	74	3.70	43	2.61
		Malavalli	41	1.45	32	1.00	93	4.05	100	5.20	34	2.70
		Krishnarajpet	25	0.50	40	0.98	77	2.74	82	4.10	40	4.00
		Total	96	2.55	116	2.66	231	9.84	256	13.00	117	9.31
		Mysuru Zone Total	96	2.55	116	2.66	231	9.84	256	13.00	117	9.31
Shivamogga	Chitradurga	Chitradurga	0	-	0	-	45	2.25	43	2.15	15	1.50
		Challakere	0	-	5	0.25	46	2.30	49	2.45	16	1.60
		Hiriyur	50	3.05	6	0.30	45	2.20	43	2.15	15	1.50

Zone	District	City/Town	2009-10		2010-11		2011-12		2012-13		2013-14	
			Phy.	Fin.	Phy.	Fin.	Phy.	Fin.	Phy.	Fin.	Phy.	Fin.
		Holalkere	43	0.86	19	0.60	38	2.48	47	2.30	17	1.70
		Hosdurga	32	0.65	14	0.50	29	1.87	35	1.80	13	1.30
		Molakalmuru	5	0.25	5	0.25	46	2.30	44	2.20	16	1.60
		Total	130	4.81	49	1.90	249	13.40	261	13.05	92	9.20
	Davanagere	Davanagere	85	4.25	14	0.70	115	5.75	65	3.15	20	2.00
		Harihar	0	-	0	-	0	-	35	1.75	17	1.70
		Channagiri	8	0.40	5	0.25	35	1.75	40	2.00	14	0.70
		Harpanahalli	28	1.40	15	0.80	37	1.85	50	2.50	18	1.80
		Honnali	49	1.47	25	0.99	46	2.30	72	3.60	31	2.50
		Jagalur	4	0.20	3	0.15	39	1.95	40	2.00	14	1.40
		Total	174	7.72	62	2.89	272	13.60	302	15.00	114	10.10
	Hassan	Hassan	32	1.60	10	0.50	76	3.80	60	3.00	31	1.55
		Arsikere	12	0.60	9	0.45	75	3.75	72	3.60	13	1.30
		Channarayapattana	9	0.45	0	-	89	4.45	71	3.55	20	2.00
		Sakleshpur	0	-	0	-	0	-	13	0.65	8	0.80
		Alur	7	0.35	2	0.10	44	2.20	0	-	0	-
		Belur	10	0.50	15	0.75	65	3.25	69	3.45	28	2.80
		Total	70	3.50	36	1.80	349	17.45	285	14.25	100	8.45
	Shivamogga	Sagar	2	0.10	4	0.20	20	1.00	18	0.90	14	1.40
		Shivamogga	61	2.55	23	1.65	101	5.05	64	4.10	23	2.30
		Hosanagara	3	0.15	2	0.10	14	0.70	10	0.50	9	0.90
		Shikaripura	10	0.50	9	0.45	95	4.75	85	4.25	28	2.80
		Sorab	8	0.40	6	0.35	7	0.35	27	1.35	11	1.10
		Tirthahalli	2	0.10	2	0.10	21	1.05	16	0.80	17	1.70
		Total	86	3.80	46	2.85	258	12.90	220	11.90	102	10.20

Zone	District	City/Town	2009-10		2010-11		2011-12		2012-13		2013-14	
			Phy.	Fin.	Phy.	Fin.	Phy.	Fin.	Phy.	Fin.	Phy.	Fin.
		Shivamogga Zone Total	460	19.83	193	9.44	1128	57.35	1068	54.20	408	37.95
Uttara Kannada	Uttara Kannada	Kumta							139	6.95	38	3.80
		Uttara Kannada Total	0	-	0	-	0	-	139	6.95	38	3.80
		Uttara Kannada Zone Total	0	-	0	-	0	-	139	6.95	38	3.80
		Grand Total - All Zones	1089	49.03	557	25.60	2962	142.71	3113	156.63	1319	116.20

Annexure – 7

Physical Coverage during Study Period (2009-10 to 2013-14) Target, Approval & Sanction

Zone	District	City/Town	2009-10			2010-11			2011-12			2012-13			2013-14			
			Target	Appls. Recd	Sanc tioned	Tar get	Appls . Recd	Sanc tioned	Tar get	Appls. Recd	Sanc tioned	Tar get	Appls. Recd	Sanc tioned	Tar get	Appls. Recd	Sanc tioned	
Bengaluru	Bengaluru Rural	Doddaballapura	0	0	0	3	3	3	27	27	27	0	0	0	13	13	13	
		Devanahalli	13	15	13	4	6	4	26	26	26	25	25	25	13	15	13	
		Nelmangala	9	9	9	9	9	9	19	19	23	23	23	24	24	24	24	
	Chikka ballapur	Bagepalli	0	0	0	0	0	0	0	0	0	27	27	27	15	15	15	
		Chintamani	25	30	25	11	12	11	46	50	46	27	30	27	15	20	15	
		Gauribidanur	24	28	24	13	18	13	41	45	41	33	38	33	52	61	52	
		Gudibanda	23	25	23	6	10	6	23	26	23	31	35	31	35	42	35	
	Kolar	Kolar	Sidlaghatta	24	24	24	10	10	10	26	26	26	27	27	27	12	12	12
			Kolar	11	11	11	20	20	20	17	17	17	15	15	15	13	13	13
			Srinivaspur	11	11	11	0	0	0	11	11	11	20	20	20	13	13	13
Ramanagara	Magadi	12	12	12	16	16	16	43	43	43	45	45	45	25	25	25		
Belagavi	Belagavi	Athani	0	0	0	4	4	4	32	32	32	21	21	21	31	31	31	
		Bailahongal	8	8	8	7	7	7	52	52	52	30	30	30	6	6	6	
		Belagavi	5	5	5	5	5	5	20	20	20	65	65	65	15	15	15	
		Chikodi	0	0	0	4	4	4	52	52	52	67	67	67	19	19	19	
		Gokak	0	0	0	0	0	0	20	20	20	0	0	0	0	0	0	
		Hukkeri	24	24	24	4	4	4	59	59	59	96	96	96	10	10	10	
		Khanapur	3	5	3	4	15	4	15	20	15	10	20	10	7	15	7	

Zone	District	City/Town	2009-10			2010-11			2011-12			2012-13			2013-14		
			Target	Applns. Recd	Sanc tioned	Tar get	Applns . Recd	Sanc tioned	Tar get	Applns. Recd	Sanc tioned	Tar get	Applns. Recd	Sanc tioned	Tar get	Applns. Recd	Sanc tioned
		Ramdurg	28	28	28	3	3	3	25	25	25	74	74	74	26	26	26
		Raybag	0	0	0	4	4	4	49	49	49	36	36	36	10	10	10
		Saundatti	14	14	14	8	8	8	45	45	45	40	40	40	6	6	6
	Gadag	Gadag-Betigeri	10	15	10	3	10	3	15	20	15	10	20	10	6	20	6
		Nargund	10	15	10	3	10	3	10	20	10	10	20	10	6	20	6
		Mundargi	21	25	21	15	30	15	40	50	40	30	50	30	15	50	15
		Ron	20	30	20	3	10	3	30	50	30	20	40	20	10	40	10
		Shirahatti	21	30	21	15	20	15	40	50	40	30	50	30	15	50	15
	Haveri	Ranibennur	0	0	0	2	2	2	29	29	29	30	30	30	4	4	4
		Hirekerur	0	0	0	3	3	3	39	39	39	35	35	35	8	8	8
Ballari	Ballari	Hospet	10	50	10	7	40	7	94	120	94	125	150	125	15	50	15
		Sanduru	17	50	17	0	25	0	35	60	35	50	70	50	14	50	14
	Koppal	Gangawati	30	30	30	14	14	14	161	161	161	107	107	107	63	63	63
		Koppal	36	36	36	6	6	6	54	54	54	72	72	72	32	32	32
		Kushtagi	15	15	15	6	6	6	-	0	0	0	0	0	0	0	0
	Raichur	Lingsugur	1	15	1	1	15	1	5	91	5	2	45	2	5	54	5
	Yadgir	Shahpur	30	30	30	6	6	6	65	65	65	98	98	98	44	44	44
		Shorapur	6	6	6	4	4	4	38	38	38	74	74	74	39	39	39
Mysuru	Mandya	Mandya	30	40	30	44	60	44	61	80	61	74	95	74	43	75	43
		Malavalli	41	50	41	32	45	32	93	110	93	100	105	100	34	70	34
		Krishnarajpet	25	35	25	40	60	40	77	95	77	82	114	82	40	74	40
Shiva mogga	Chitradurga	Chitradurga	0	0	0	0	0	0	45	45	45	43	43	43	15	15	15

Zone	District	City/Town	2009-10			2010-11			2011-12			2012-13			2013-14		
			Target	Appls. Recd	Sanc tioned	Tar get	Appls . Recd	Sanc tioned	Tar get	Appls. Recd	Sanc tioned	Tar get	Appls. Recd	Sanc tioned	Tar get	Appls. Recd	Sanc tioned
		Challakere	0	0	0	5	5	5	46	46	46	46	46	46	16	16	16
		Hiriyur	50	50	50	6	6	6	45	45	45	43	43	43	15	15	15
		Holalkere	43	43	43	16	16	16	33	33	33	38	38	38	15	15	15
		Hosdurga	32	32	32	17	17	17	34	34	34	44	44	44	15	15	15
		Molakalmuru	5	5	5	5	5	5	46	46	46	46	46	46	16	16	16
	Davanagere	Davanagere	85	85	85	14	14	14	115	115	115	65	65	65	20	20	20
		Harihar	0	0	0	0	0	0	0	0	-	35	35	35	17	17	17
		Channagiri	8	8	8	5	5	5	35	35	35	40	40	40	14	14	14
		Harpanahalli	28	28	28	15	15	15	37	37	37	50	50	50	18	18	18
		Honnali	49	49	49	25	25	25	46	46	46	72	72	72	31	31	31
		Jagalur	4	4	4	3	3	3	39	39	39	40	40	40	14	14	14
	Hassan	Hassan	32	32	32	10	10	10	76	76	76	60	60	60	31	31	31
		Arsikere	12	12	12	9	9	9	75	75	75	72	72	72	13	13	13
		Channaraya patna	9	9	9	0	0	0	89	89	89	71	71	71	20	20	20
		Sakleshpur	0	0	0	0	0	0	0	0	0	13	13	13	8	8	8
		Alur	7	7	7	2	2	2	44	44	44	0	0	0	0	0	0
		Belur	10	10	10	15	15	15	65	65	65	69	69	69	28	28	28
	Shivamogga	Sagar	2	2	2	4	4	4	20	20	20	18	18	18	14	14	14
		Shivamogga	61	70	61	23	26	23	101	125	101	64	70	64	23	30	23
		Hosanagara	3	3	3	2	2	2	14	14	14	10	10	10	9	9	9
		Shikaripura	10	10	10	9	9	9	95	95	95	85	85	85	28	28	28
		Sorab	8	8	8	6	6	6	7	7	7	27	27	27	11	11	11

Zone	District	City/Town	2009-10			2010-11			2011-12			2012-13			2013-14		
			Target	Appls. Recd	Sanc tioned	Tar get	Appls . Recd	Sanc tioned	Tar get	Appls. Recd	Sanc tioned	Tar get	Appls. Recd	Sanc tioned	Tar get	Appls. Recd	Sanc tioned
		Tirthahalli	2	2	2	2	2	2	21	21	21	16	16	16	17	17	17
Uttara Kannada	Uttara Kannada	Kumta										139	305	139	38	325	38

Annexure – 8

Financial Coverage during Study Period (2009-10 to 2013-14) Target, Sanction & Release

Zone	District	City/Town	2009-10			2010-11			2011-12			2012-13			2013-14			
			Target	Sancd.	Relea sed	Target	Sancd.	Relea sed	Target	Sancd.	Relea sed	Target	Sancd.	Relea sed	Target	Sancd.	Released	
Bengaluru	Bengaluru Rural	Doddaballapura	-	-	-	0.15	0.15	0.15	1.35	1.35	1.35	-	-	-	1.30	1.30	1.30	
		Devanahalli	0.65	0.65	0.65	0.20	0.20	0.20	1.30	1.30	1.30	1.25	1.25	1.25	1.20	1.30	1.30	
		Total	0.65	0.65	0.65	0.35	0.35	0.35	2.65	2.65	2.65	1.25	1.25	1.25	2.50	2.60	2.60	
	Chikkaballapur	Bagepalli										1.35	1.35	1.35	1.50	1.50	1.50	
		Chintamani	25.00	1.25	1.25	11.00	0.55	0.55	46.00	2.30	2.30	27.00	1.35	1.35	15.00	1.50	1.50	
		Gauribidanur	1.20	1.20	1.20	0.65	0.65	0.65	2.05	2.05	2.05	1.79	1.79	1.79	2.49	2.49	2.49	
		Gudibanda	1.15	1.15	1.15	0.30	0.30	0.30	1.15	1.15	1.15	1.60	1.60	1.60	1.58	1.58	1.58	
		Sidlaghatta	24.00	1.20	1.20	10.00	0.50	0.50	26.00	1.30	1.30	27.00	1.35	1.35	12.00	1.20	1.20	
		Total	51.35	4.80	4.80	21.95	2.00	2.00	75.20	6.80	6.80	58.74	7.44	7.44	32.57	8.27	8.27	
	Kolar	Kolar	0.55	0.55	0.55	1.00	1.00	1.00	0.85	0.85	0.85	1.50	1.50	1.50	1.30	1.30	1.30	
Srinivaspur		0.55	0.55	0.55	-	-	-	0.55	0.55	0.55	1.00	1.00	1.00	1.30	1.30	1.30		
Total		1.10	1.10	1.10	1.00	1.00	1.00	1.40	1.40	1.40	2.50	2.50	2.50	2.60	2.60	2.60		
Ramanagaram	Magadi	0.60	0.60	0.60	0.90	0.90	0.90	2.15	2.15	2.15	2.25	2.25	2.25	2.50	2.50	2.50		
	Total	0.60	0.60	0.60	0.90	0.90	0.90	2.15	2.15	2.15	2.25	2.25	2.25	2.50	2.50	2.50		
	BengaluruZone Total	53.70	7.15	7.15	24.20	4.25	4.25	81.40	13.00	13.00	64.74	13.44	13.44	40.17	15.97	15.97		
Belagavi	Belagavi	Athani	-	-	-	4.00	4.00	0.20	32.00	32.00	0.67	21.00	21.00	2.10	31.00	31.00	2.40	
		Bailhongal	0.40	0.40	0.40	0.35	0.35	0.35	2.60	2.60	2.60	1.50	1.50	1.50	0.60	0.60	0.60	
		Belagavi	0.25	0.25	0.25	0.25	0.25	0.25	1.00	1.00	1.00	3.25	3.25	3.25	0.75	0.75	0.75	
		Chikodi	-	-	-	4.00	4.00	0.20	52.00	52.00	1.10	67.00	67.00	2.90	19.00	19.00	1.39	
		Gokak	-	-	-	-	-	-	1.00	1.00	1.00	-	-	-	-	-	-	
		Hukkeri	24.00	24.00	1.20	4.00	4.00	0.20	59.00	59.00	2.95	96.00	96.00	6.48	10.00	10.00	0.74	
		Khanapur	0.15	0.15	0.15	0.20	0.20	0.20	0.75	0.75	0.75	0.50	0.50	0.50	0.70	0.70	0.70	
		Ramdurg	28.00	28.00	1.40	3.00	3.00	0.15	25.00	25.00	1.25	74.00	74.00	2.74	26.00	26.00	1.55	
		Raybag	-	-	-	4.00	4.00	0.20	49.00	49.00	2.45	36.00	36.00	3.12	10.00	10.00	0.74	
		Saundatti	0.70	0.70	0.70	0.40	0.40	0.40	2.25	2.25	2.25	2.00	2.00	2.00	0.60	0.60	0.60	
			Total	53.50	53.50	4.10	20.20	20.20	2.15	224.60	224.60	16.02	301.25	301.25	24.59	98.65	98.65	9.47
		Gadag	Gadag-Betigeri	0.50	0.50	0.50	0.15	0.15	0.15	0.75	0.75	0.75	0.50	0.50	0.50	0.60	0.60	0.60
			Nargund	0.50	0.50	0.50	0.15	0.15	0.15	0.50	0.50	0.50	0.50	0.50	0.50	0.60	0.60	0.60
			Mundargi	1.05	1.05	1.05	0.75	0.75	0.75	2.00	2.00	2.00	1.50	1.50	1.50	1.50	1.50	1.50
			Ron	1.00	1.00	1.00	0.15	0.15	0.15	1.50	1.50	1.50	1.00	1.00	1.00	1.00	1.00	1.00
Shirahatti	1.05		1.05	1.05	0.75	0.75	0.75	2.00	2.00	2.00	1.50	1.50	1.50	1.50	1.50	1.50		
	Total	4.10	4.10	4.10	1.95	1.95	1.95	6.75	6.75	6.75	5.00	5.00	5.00	5.20	5.20	5.20		
Haveri	Ranibennur	-	-	-	0.50	0.50	0.50	1.45	1.45	1.45	1.50	1.50	1.50	0.40	0.40	0.40		
	Hirekerur	-	-	-	0.75	0.75	0.75	1.95	1.95	1.95	1.75	1.75	1.75	0.80	0.80	0.80		
	Total	-	-	-	1.25	1.25	1.25	3.40	3.40	3.40	3.25	3.25	3.25	1.20	1.20	1.20		
	Belagavi Zone Total	57.60	57.60	8.20	23.40	23.40	5.35	234.75	234.75	26.17	309.50	309.50	32.84	105.05	105.05	15.87		
Ballari	Ballari	Hospet	0.50	0.50	0.50	0.35	0.35	0.35	4.70	4.70	4.70	6.25	6.25	6.25	1.50	1.50	1.50	
		Sanduru	0.85	0.85	0.85	-	-	-	1.75	1.75	1.75	2.50	2.50	2.50	1.40	1.40	1.40	

Zone	District	City/Town	2009-10			2010-11			2011-12			2012-13			2013-14		
			Target	Sancd.	Relea sed	Target	Sancd.	Relea sed	Target	Sancd.	Relea sed	Target	Sancd.	Relea sed	Target	Sancd.	Released
		Shivamogga	2.55	2.55	2.55	1.65	1.65	1.65	5.05	5.05	5.05	4.10	4.10	4.10	2.30	2.30	2.30
		Hosanagara	0.15	0.15	0.15	0.10	0.10	0.10	0.70	0.70	0.70	0.50	0.50	0.50	0.90	0.90	0.90
		Shikaripura	0.50	0.50	0.50	0.45	0.45	0.45	4.75	4.75	4.75	4.25	4.25	4.25	2.80	2.80	2.80
		Sorab	0.40	0.40	0.40	0.35	0.35	0.35	0.35	0.35	0.35	1.35	1.35	1.35	1.10	1.10	1.10
		Tirthahalli	0.10	0.10	0.10	0.10	0.10	0.10	1.05	1.05	1.05	0.80	0.80	0.80	1.70	1.70	1.70
		Total	3.80	3.80	3.80	2.85	2.85	2.85	12.90	12.90	12.90	11.90	11.90	11.90	10.20	10.20	10.20
		Shivamogga Zone Total	46.13	19.53	19.53	23.64	9.44	9.44	89.95	54.80	54.80	101.80	54.30	54.30	54.15	37.95	37.95
Uttara Kannada	Uttara Kannada	Kumta										6.95	6.95	6.95	3.80	3.80	3.80
		Uttara Kannada Total	-	-	-	-	-	-	-	-	-	6.95	6.95	6.95	3.80	3.80	3.80
		Uttara Kannada Zone Total	-	-	-	-	-	-	-	-	-	6.95	6.95	6.95	3.80	3.80	3.80
		Grand Total - All Zones	171.28	98.13	48.73	77.80	43.65	25.60	452.29	348.74	137.86	532.19	433.39	156.73	245.78	205.38	116.20

Annexure - 9

Selection Criteria of Beneficiaries regarding Transparency, Fairness and Acceptability

Sl. No.	Name of the Taluk	Awareness of Beneficiaries about Selection Procedure			Know about the Scheme			How did you get selected					Did money helped for selection			
		Yes	No	Not Res ponded	Dept	FCS	Friends / other fisher men	FCS / committee recommen dation	MLA selection	Dept (direct selection)	Previous year application / seniority maintenance	Not Member of the FCS	MLA favour	Dept official favour	No Favour /money	GP member favour
	Bengaluru Division															
1	Doddaballapur	0	0	30	30	0	0	0	0	30	0	0	0	0	30	0
2	Magadi	22	0	6	28	0	0	24	0	4	0	0	0	0	28	0
3	Kanakapura	12	3	3	6	12	0	12	0	6	0	0	0	1	17	0
4	BengaluruNorth	5	0	20	5	20	0	20	0	5	0	0	0	0	22	3
5	BengaluruEast	20	0	5	8	13	4	15	0	10	0	0	0	0	25	0
6	Kolar	19	0	6	6	19	0	19	0	6	0	0	0	0	25	0
7	Malur	22	0	3	20	5	0	5	0	20	0	0	0	0	25	0
8	Mulbagal	20	0	5	25	0	0	0	0	25	0	0	0	0	25	0
9	Srinivasapura	18	0	2	20	0	0	0	0	20	0	0	0	0	20	0
10	Gauribidnur	20	3	2	5	20	0	20	0	5	0	0	0	0	25	0
11	Madhugiri	10	0	5	9	3	3	2	10	3	0	0	0	0	15	0
12	Koratagere	15	0	5	5	14	1	14	2	2	2	0	0	0	20	0
	Total	183	6	92	167	106	8	131	12	136	2	0	0	1	277	3
	%age	65	2	33	59	38	3	47	4	48	1	0	0	0	99	1
	Balagavi Divison															
13	Belagavi	11	0	5	15	1	0	1	0	15	0	0	0	0	16	0

Sl. No.	Name of the Taluk	Awareness of Baneficiaries about Selection Proceedure			Know about the Scheme			How did you get selected					Did money helped for selection				
		Yes	No	Not Res ponded	Dept	FCS	Friends / other fisher men	FCS / committee recommen dation	MLA selection	Dept (direct selection)	Previous year application / seniority maintenance	Not Member of the FCS	MLA favour	Dept official favour	No Favour /money	GP member favour	
14	Hukkeri	12	0	1	11	2	0	11	0	2	0	0	0	0	0	13	0
15	Raibagh	10	0	5	15	0	0	15	0	0	0	0	0	0	0	15	0
16	Khanapur	4	0	1	5	0	0	5	0	0	0	0	0	0	0	5	0
17	Basavana Bagewadi	10	0	3	5	5	3	13	0	0	0	0	0	0	0	13	0
18	Muddebihal	6	0	4	6	3	1	10	0	0	0	0	0	0	0	10	0
19	Badami	10	5	5	0	20	0	20	0	0	0	0	0	0	0	20	0
20	Hunagunda	7	0	3	0	10	0	10	0	0	0	0	0	0	0	10	0
21	Dharwad	5	3	2	0	10	0	0	0	10	0	0	0	0	0	10	0
22	Kalaghatagi	25	3	2	15	12	3	26	0	4	0	0	0	0	0	30	0
23	Ranebennur	10	6	4	0	20	0	15	0	5	0	0	0	0	0	20	0
24	Nargund	10	5	3	5	13	0	15	0	3	0	0	0	0	0	18	0
	Total	120	22	38	77	96	7	141	0	39	0	0	0	0	0	180	0
	%age	67	12	21	43	53	4	78	0	22	0	0	0	0	0	100	0
	Mysuru Division																
25	Hunsur	12	0	8	0	20	0	20	0	0	0	0	0	0	0	20	0
26	Nanjangud	15	5	5	5	20	0	20	0	5	0	0	0	0	0	25	0
27	Maddur	18	7	5	5	20	5	25	0	5	0	0	0	0	0	30	0
28	Somavarapete	20	0	0	8	8	4	13	0	7	0	0	0	0	0	20	0
29	Yalandur	15	0	0	0	15	0	14	0	0	1	0	0	0	0	14	1
30	Chamarajanagar	12	5	3	0	20	0	19	1	0	0	0	0	0	0	20	0

Sl. No.	Name of the Taluk	Awareness of Baneficiaries about Selection Proceedure			Know about the Scheme			How did you get selected					Did money helped for selection			
		Yes	No	Not Res ponded	Dept	FCS	Friends / other fisher men	FCS / committee recommen dation	MLA selection	Dept (direct selection)	Previous year application / seniority / maintenance	Not Member of the FCS	MLA favour	Dept official favour	No Favour /money	GP member favour
	Total	92	17	21	18	103	9	111	1	17	1	0	0	0	129	1
	%age	71	13	16	14	79	7	85	1	13	1	0	0	0	99	1
	Bellari Division															
31	Hospet	25	5	5	5	25	5	30	0	5	0	0	0	0	35	0
32	Koppal	30	2	3	5	25	5	30	0	5	0	0	0	0	35	0
33	Basavakalyan	28	0	3	13	10	8	25	0	6	0	0	0	0	31	0
34	Humnabad	15	0	0	7	8	0	7	0	8	0	0	0	0	15	0
35	Lingasugur	10	5	5	5	10	5	15	0	5	0	0	0	0	20	0
36	Kalaburagi	6	2	2	3	5	2	7	0	3	0	0	0	0	10	0
37	Afzalpur	5	3	2	3	5	2	7	0	3	0	0	0	0	10	0
38	Chittapur	8	4	3	8	7	0	8	0	7	0	0	0	0	15	0
39	Jewargi	7	2	1	5	3	2	5	3	2	0	0	0	0	10	0
40	Sedam	5	2	3	5	3	2	5	3	2	0	0	0	0	10	0
41	Shahapur	15	4	2	10	11	0	11	0	10	0	0	0	0	20	1
	Total	154	29	29	69	112	31	150	6	56	0	0	0	0	211	1
	%age	73	14	14	33	53	15	71	3	26	0	0	0	0	100	0
	Uttar Kannada Division															
42	Karwar	15	0	0	0	15	0	15	0	0	0	0	0	0	15	0
43	Sirsi	0	9	0	9	0	0	0	0	9	0	0	0	0	9	0

Sl. No.	Name of the Taluk	Awareness of Baneficiaries about Selection Proceedure			Know about the Scheme			How did you get selected					Did money helped for selection			
		Yes	No	Not Res ponded	Dept	FCS	Friends / other fisher men	FCS / committee recommen dation	MLA selection	Dept (direct selection)	Previous year application / seniority / maintenance	Not Member of the FCS	MLA favour	Dept official favour	No Favour /money	GP member favour
44	Kumta	0	1	0	0	1	0	0	1	0	0	0	0	0	1	0
45	Ankola	13	2	2	17	0	0	10	0	7	0	0	0	0	17	0
46	Haliyal	10	1	1	0	12	0	12	0	0	0	0	0	0	12	0
		38	13	3	26	28	0	37	1	16	0	0	0	0	54	0
		70	24	6	48	52	0	69	2	30	0	0	0	0	100	0
Shivamogga Division																
47	Kadur	0	10	0	2	6	2	8	0	2	0	0	0	0	10	0
48	Tarikere	12	4	4	5	10	5	15	0	5	0	0	0	0	20	
49	Hassan	1	0	0	1	0	0	1	0	0	0	0	0	0	1	0
50	Arsikere	13	3	3	2	16	1	14	0	5	0	0	0	0	19	0
51	Shikaripur	22	7	6	16	11	8	17	0	14	4	0	0	0	35	0
52	Harihar	7	1	2	3	4	3	6	0	4	0	0	0	0	10	0
53	Holalkere	6	2	2	3	4	3	6	0	4	0	0	0	0	10	0
	Total	61	27	17	32	51	22	67	0	34	4	0	0	0	105	0
	%age	58	26	16	30	49	21	64	0	32	4	0	0	0	100	0
	Grand Total	648	114	200	389	496	77	637	20	298	7	0	0	1	956	5
	%age	67	12	21	40	52	8	66	2	31	1	0	0	0	99	1

Annexure – 10

Selection Criteria and Guidelines followed by Dept.of Fisheries

Sl. No.	Fisheries Zone	District	Taluk	Selection Criteria							
				Actively Involved in Fishing (Criteria-1)	Member in FCS for the last 3 years and actively involved in fishing (Criteria-2)	Holding Valid Licence for the last 3 years for Fishing (Criteria-3)	Receiving Application from the Beneficiary, scrutinising, certifying and forwarding to the Dist. Level Officer within a week	Re-examining, endorsing the application received from taluk and forwarding to the Dy. Director within a week	Sanctioning Authority is Dy. Director	Distribution of Fisheries Requisite done before the local elected representatives following the GO and Scheme Guidelines	Timely Monitoring at Directorate level to ascertain utilisation of subsidy extended
1	Bengaluru	Chikkaballapura	Gauribidanur	Yes	Yes	Yes	Yes	Yes	Yes	Yes	Yes
2		Kolar	Srinivasapura	Yes	Yes	Yes	Yes	Yes	Yes	Yes	Yes
3		Ramanagara	Magadi	Yes	Yes	Yes	Yes	Yes	Yes	Yes	Yes
4			Kanakapura	Yes	Yes	Yes	Yes	Yes	Yes	Yes	Yes
5		Tumkur	Koratagere	Yes	Yes	Yes	No	No	No	No	Yes
		Bengaluru Zone Total	Yes	5	5	5	4	4	4	4	5
			No	0	0	0	1	1	1	1	0
6	Shivamogga	Chikkamagaluru	Kadur	Yes	Yes	Yes	Yes	No	Yes	No	Yes
7			Tarikere	Yes	Yes	Yes	Yes	Yes	Yes	No	Yes
8		Hassan	Arsikere	Yes	Yes	Yes	Yes	Yes	Yes	Yes	Yes
9		Davanagere	Davanagere	Yes	Yes	Yes	No	No	No	No	Yes
10			Jagalur	Yes	Yes	Yes	No	No	No	No	Yes
		Shivamogga Zone Total	Yes	5	5	5	3	2	3	1	5
			No	0	0	0	2	3	2	4	0
11	Belagavi	Belagavi	Belagavi	Yes	Yes	Yes	No	No	No	No	Yes
12		Vijayapura	Muddebihal	Yes	No	Yes	No	No	No	No	Yes
13		Dharwad	Kalghatagi	Yes	Yes	Yes	Yes	Yes	Yes	Yes	Yes
14		Bagalkote	Jamkhandi	Yes	No	Yes	No	No	No	No	Yes
15			Badami	Yes	No	Yes	No	No	No	No	Yes
16			Hunagunda	Yes	Yes	Yes	Yes	Yes	Yes	Yes	Yes
		Belagavi Zone Total	Yes	6	3	6	2	2	2	2	6
			No	0	3	0	4	4	4	4	0
17	Mysuru	Mysuru	Nanjangud	Yes	No	Yes	No	No	No	No	Yes

Sl. No.	Fisheries Zone	District	Taluk	Selection Criteria							
				Actively Involved in Fishing (Criteria-1)	Member in FCS for the last 3 years and actively involved in fishing (Criteria-2)	Holding Valid Licence for the last 3 years for Fishing (Criteria-3)	Receiving Application from the Beneficiary, scrutinising, certifying and forwarding to the Dist. Level Officer within a week	Re-examining, endorsing the application received from taluk and forwarding to the Dy. Director within a week	Sanctioning Authority is Dy. Director	Distribution of Fisheries Requisite done before the local elected representatives following the GO and Scheme Guidelines	Timely Monitoring at Directorate level to ascertain utilisation of subsidy extended
18			Heggadadevanakote	Yes	Yes	Yes	Yes	Yes	Yes	Yes	Yes
19		Kodagu	Madikeri	Yes	Yes	Yes	Yes	Yes	Yes	Yes	Yes
20			Somwarpet	Yes	Yes	Yes	Yes	Yes	Yes	Yes	Yes
21			Virajpet	Yes	Yes	Yes	Yes	Yes	Yes	Yes	Yes
22		Chamarajanagara	Chamarajanagara	Yes	Yes	Yes	Yes	Yes	Yes	Yes	Yes
23			Yelandur	Yes	Yes	Yes	Yes	Yes	Yes	Yes	Yes
		Mysuru Zone	Yes	7	6	7	6	6	6	6	7
		Total	No	0	1	0	1	1	1	1	0
24	Ballari	Raichur	Lingasugur	Yes	Yes	Yes	Yes	Yes	Yes	Yes	Yes
25		Kalaburagi	Kalaburagi	Yes	Yes	Yes	Yes	Yes	Yes	Yes	Yes
26			Chittapur	Yes	Yes	Yes	Yes	Yes	Yes	Yes	Yes
27		Yadgir	Shahapur	Yes	Yes	Yes	Yes	Yes	Yes	Yes	Yes
		Ballari Zone	Yes	4	4	4	4	4	4	4	4
		Total	No	0	0	0	0	0	0	0	0
28	Uttara Kannada	Uttara Kannada	Kumta	Yes	Yes	Yes	No	No	No	No	Yes
29			Ankola	Yes	Yes	Yes	Yes	Yes	Yes	Yes	Yes
		Uttara Kannada Zone	Yes	2	2	2	1	1	1	1	2
		Total	No	0	0	0	1	1	1	1	0
		Grand Total -	Yes	29	25	29	20	19	20	18	29
		All Zones	No	0	4	0	9	10	9	11	0
		%	Yes	100	86	100	69	66	69	62	100
			No	0	14	0	31	34	31	38	0

Criteria No.1 = Actively Involved in Fishing

Criteria No. 2 : Member in FCS for the last 3 years and actively involved in fishing

Criteria No.3 : Holding Valid Licence for the last 3 years for Fishing

Annexure - 11

Implementing Officers Opinion on Criteria for Selection of Beneficiaries

Sl. No.	Fisheries Zone	District	Taluk	Opinion on Criteria for Selection of Beneficiaries						Would you suggest any other Criteria for eligibility	Out of existing Criteria, which criteria do you think can be dropped	Is there a Criteria for Selection of beneficiary from total application		If No, What is should be	How can this scheme be made more friendly to the beneficiary
				(a)		(b)		©				Yes	No		
				Appropriate	Inappropriate	Appropriate	Inappropriate	Appropriate	Inappropriate						
1	Bengaluru Zone	Chikkaballapura	Gauribidanur	1	0	1	0	1	0	Fish Marketing people in small towns / taluks should be included.	N	1	0	0	By increasing subsidy amount / kits quality and by providing opted fishing nets etc.
2		Kolar	Srinivasapura	1	0	0	1	0	1	Documents of fish clture in private ponds say seed bills R T C Grampanchayat attestation can be considered from private pond owners.	0	1	0	0	0
3		Ramanagara	Magadi	1	0	1	0	1	0	N	3b	1	0	0	0
4			Kanakapura	1	0	0	1	1	0	N	N	1	0	0	The assistance provided will help the members to continue the fish catch activity.
5		Tumkur	Koratagere	1	0	0	1	0	1	Involvement in fisheries activity for a couple of years eighter fishing / Marketing.	0	1	0	0	Total no of Beneficieries can be linked to more families .

Sl. No.	Fisheries Zone	District	Taluk	Opinion on Criteria for Selection of Beneficiaries						Would you suggest any other Criteria for eligibility	Out of existing Criteria, which criteria do you think can be dropped	Is there a Criteria for Selection of beneficiary from total application		If No, What is should be	How can this scheme be made more friendly to the beneficiary
				(a)		(b)		©				Yes	No		
				Appropriate	Inappropriate	Appropriate	Inappropriate	Appropriate	Inappropriate						
			Bengaluru Zone Total	5	0	2	3	3	2			5	0		
6	Shivamogga Zone	Chikkamagaluru	Kadur	1	0	0	1	0	1	0	0	1	0	As Per Government Order	A Kit should include net corule ,crate Life jacket.
7			Tarikere	1	0	0	1	0	1	Some fishermen actively involved in fishing can be considered even though if they don't hold lincence or member of society.	0	1	0	As Per Government Order	Frequency of distribution reduced to at list 2 year
8		Hassan	Arsikere	1	0	0	1	0	1	Documents of fish clture in private ponds say seed bills R T C Grama Panchyat attestion can be considered.	0	1	0	As Per Government Order	Sine it has improved benefisher life seheme should be continued.Increase the physical,finacal target,increase the kit cost.
9		Davanagere	Davanagere	1	0	0	1	0	1	0	Compulsion on FCS member and should be dropped 3 year licence	1	0	0	Let the beneficiary get his own requisite & produce the appropriate bill with (agencies recommended photograph by department of Fisheris

Sl. No.	Fisheries Zone	District	Taluk	Opinion on Criteria for Selection of Beneficiaries						Would you suggest any other Criteria for eligibility	Out of existing Criteria, which criteria do you think can be dropped	Is there a Criteria for Selection of beneficiary from total application		If No, What is should be	How can this scheme be made more friendly to the beneficiary
				(a)		(b)		©				Yes	No		
				Appropriate	Inappropriate	Appropriate	Inappropriate	Appropriate	Inappropriate						
10			Jagalur	1	0	0	1	0	1	Priority for selection	Compulsion on FCS member and be should dropped 3 year licence	0	1	0	Let the beneficiary get his own requisite & produce the appropriate bill with (agencies recommended photograph by department of Fisheries
			Shivamogga Zone Total	5	0	0	5	0	5			4	1		
11	Belagavi Zone	Belagavi	Belagavi	1	0	1	0	0	1	No	All 3 are necessary	1	0	0	The scheme can be extended to people who takes fish culture in tanks as a mean to increase fish production.
12		Vijayapura	Muddebihal	0	1	0	1	1	0	0	0	0	1	0	0
13		Dharwad	Kalghatagi	1	0	1	0	0	1	Tank fisheries lease holder.	0	1	0	As Per Government Order	Timely supply the compelic kit .
14		Bagalkote	Jamkhandi	1	0	0	1	1	0	No	Beneficiary should be member of FCS from last 3 years can be dropped.	1	0	0	0
15			Badami	1	0	0	1	1	0	No	Beneficiary should be member of	1	0	0	0

Sl. No.	Fisheries Zone	District	Taluk	Opinion on Criteria for Selection of Beneficiaries						Would you suggest any other Criteria for eligibility	Out of existing Criteria, which criteria do you think can be dropped	Is there a Criteria for Selection of beneficiary from total application		If No, What is should be	How can this scheme be made more friendly to the beneficiary
				(a)		(b)		©				Yes	No		
				Appropriate	Inappropriate	Appropriate	Inappropriate	Appropriate	Inappropriate						
											FCS from last 3 years can be dropped.				
16			Hunagunda	1	0	0	1	0	1	0	0	1	0	As Per Government Order	Fishery requisites Kits life span will be 1-2 yer. So scheme should be continued. This scheme is 100% free supply of nets Door to Door Delivery so beneficiaries are more happy.
			Belagavi Zone Total	5	1	2	4	3	3			5	1		
17	Mysuru Zone	Mysuru	Nanjangud	1	0	1	0	1	0	Since, they are poor, criteria should be minimised by asking 1 year or 2 year license for beneficiary related programmes	Taking 3 years license for selection process	0	1	They should be active & genuine fishermen, they involved in any fishery related activities	Good
18			Heggadadevanakote	1	0	1	0	1	0	Fishermen should be given nets every year & coracal once in 3 year.	Beneficiary should posses the fishing license for inland reservoir fishing for atleast 3 years.	1	0	The should involved in active fishing & fishery related activities such as fish cutting	Fishermen should be given both coracle & nets

Sl. No.	Fisheries Zone	District	Taluk	Opinion on Criteria for Selection of Beneficiaries						Would you suggest any other Criteria for eligibility	Out of existing Criteria, which criteria do you think can be dropped	Is there a Criteria for Selection of beneficiary from total application		If No, What is should be	How can this scheme be made more friendly to the beneficiary
				(a)		(b)		©				Yes	No		
				Appropriate	Inappropriate	Appropriate	Inappropriate	Appropriate	Inappropriate						
19		Kodagu	Madikeri	1	0	0	1	0	1	Private fish cluturists should be included.	0	1	0	As Per Government Order	Malnad regions have many farmer who taken up fish culture in their own ponds. Provision should be make to accommede them.
20			Somwarpet	1	0	0	1	0	1	Documents of fish cluture in private ponds say seed bills R T C Grampanchyat attestation can be considered.	0	1	0	As Per Government Order	As we encourage small farmer to under takes in private tanks and Agci -ponds , Kitts assits their Fishery activity from market point of view as it provided at 100% subsidy
21			Virajpet	1	0	0	1	0	1	Documents of fish cluture in private ponds say seed bills R T C Grampanchyat attestation can be considered.	0	1	0	As Per Government Order	Poor Fishermen are targeted here and dept assisted would help them to increases their profitapability reducing their capital cost. That way Dipt of can help to bring up their

Sl. No.	Fisheries Zone	District	Taluk	Opinion on Criteria for Selection of Beneficiaries						Would you suggest any other Criteria for eligibility	Out of existing Criteria, which criteria do you think can be dropped	Is there a Criteria for Selection of beneficiary from total application		If No, What is should be	How can this scheme be made more friendly to the beneficiary
				(a)		(b)		©				Yes	No		
				Appropriate	In-appropriate	Appropriate	In-appropriate	Appropriate	In-appropriate						
															live hoodwod
22		Chamarajanagara	Chamarajanagara	1	0	0	1	0	1	0	0	1	0	As Per Government Order	This scheme has made the fisherfolse economically strength and independent and thus helped tha society to eradicate unemployemnt.
23			Yelandur	1	0	0	1	0	1	0	0	1	0	As Per Government Order	This scheme has made the fisherfolse economically strength and independent and thus helped tha society to eradicate unemployemnt.
			Mysuru Zone Total	7	0	2	5	2	5			6	1		
24	Ballari	Raichur	Lingasugur	1	0	0	1	0	1	0	0	1	0	As Per Government Order	Timely supply the compelie kit .
25		Gulbarga	Gulbarga	1	0	0	1	0	1	0	0	1	0	As Per Government Order	Timely supply the compelie kit .
26			Chittapur	1	0	0	1	0	1	0	0	1	0	As Per Government Order	Timely supply the compelie kit .
27		Yadgir	Shahapur	1	0	0	1	0	1	0	0	1	0	As Per Government Order	Timely supply the compelie kit .

Sl. No.	Fisheries Zone	District	Taluk	Opinion on Criteria for Selection of Beneficiaries						Would you suggest any other Criteria for eligibility	Out of existing Criteria, which criteria do you think can be dropped	Is there a Criteria for Selection of beneficiary from total application		If No, What is should be	How can this scheme be made more friendly to the beneficiary
				(a)		(b)		©				Yes	No		
				Appropriate	In-appropriate	Appropriate	In-appropriate	Appropriate	In-appropriate						
			Ballari Zone Total	4	0	0	4	0	4			4	0		
28	Uttara Kannada Zone	Uttara Kannada	Kumta	1	0	1	0	1	0	Beneficiary should be given the benefit according to seniority list	0	1	0	0	This scheme should cover all the beneficiary in Taluk, At least 50 to 100 kits should be given every year.
29			Ankola	1	0	1	0	0	1	Beneficiary selection should be through FCS	0	0	1	Beneficiary should meet selection criterias	It should be covered many beneficiary especially in coastal areas
			Uttara Kannada Zone Total	2	0	2	0	1	1			1	1		
			Grand Total - All Zones	28	1	8	21	9	20			25	4		
			%	97	3	28	72	31	69			86	14		

Note: 1 = Yes, 0 = No

Criteria – 1 :

Criteria – 2 :

Criteria – 3 :

Annexure - 12

Pressure to choose FISHERY REQUISITE KIT Items

Sl. No.	Name of Fisheries Zone	Name of the Taluk	Yes	No
	Bengaluru			
1		Doddaballapura	0	30
2		Magadi	10	18
3		Kanakapura	0	18
4		Bangalore North	3	22
5		Bangalore East	0	25
6		Kolar	3	22
7		Malur	0	25
8		Mulbagal	7	18
9		Srinivasapura	0	20
10		Gowribidanur	0	25
11		Madhugiri	2	13
12		Koratagere	0	20
	Total		25	256
	%		9	91
	Belagavi			
13		Belagavi	0	16
14		Hukkeri	0	13
15		Raibagh	0	15
16		Khanapur	0	5
17		Basavana Bagewadi	2	11
18		Muddebihal	0	10
19		Badami	0	20
20		Hunagunda	0	10
21		Dharwad	0	10
22		Kalaghatagi	0	30
23		Ranebennur	0	20
24		Nargund	0	18
	Total		2	178

Sl. No.	Name of Fisheries Zone	Name of the Taluk	Yes	No
	%		1	99
	Mysuru			
25		Hunsur	0	20
26		Nanjangud	0	25
27		Maddur	0	30
28		Somavarapete	0	20
29		Yalandur	2	13
30		Chamarajanagar	2	18
	Total		4	126
	%		3	97
	Ballari			
31		Hospet	0	35
32		Koppal	3	32
33		Basavakalyan	0	31
34		Humnabad	0	15
35		Lingasugur	0	20
36		Kalaburagi	0	10
37		Afzalpur	0	10
38		Chittapur	0	15
39		Jewargi	0	10
40		Sedam	0	10
41		Shahapur	0	21
	Total		3	209
	%		1	99
	Uttara Kannada			
42		Karwar	0	15
43		Sirsi	0	9
44		Kumta	0	1
45		Ankola	0	17
46		Haliyal	0	12
	Total		0	54
	%		0	100

Sl. No.	Name of Fisheries Zone	Name of the Taluk	Yes	No
	Shivamogga			
47		Kadur	0	10
48		Tarikere	0	20
49		Hassan	0	1
50		Arsikere	0	19
51		Shikaripura	0	35
52		Harihar	0	10
53		Channagiri	0	10
	Total		0	105
	%		0	100
	Grand Total		34	928
	%		4	96

Annexure - 13

Details of Items received under FRK

Sl. No.	Name of Fisheries Zone	Name of the Taluk	No.of items received under the Scheme														
			Fibre Glass Coracle	Insulated Moulded Ice Box	Iron Weighing Scale	Plastic Crate	Cast Net	Floats	Sinkers	Nylon Drag Net	Nylon Bottom Rope	Nylon Head Rope	Nylon Mono filament Net	Nylon Multi Filament Net	Nylon Twine	Life Jacket	Fibre Glass Boat
1	Bengauru	Doddaballapura	0	0	0	0	0	30	30	0	30	30	30	0	30	0	0
2		Magadi	6	0	0	0	0	25	25	8	19	22	15	13	0	10	7
3		Kanakapura	0	0	0	0	0	6	8	0	2	7	5	8	1	3	0
4		BengaluruNorth	0	0	0	0	0	18	18	0	18	18	18	0	0	0	0
5		BengaluruEast	0	0	0	0	0	15	15	0	15	15	15	0	0	0	0
6		Kolar	0	0	0	0	0	0	0	0	0	0	20	0	0	0	0
7		Malur	0	0	0	0	0	0	0	0	0	0	25	0	0	0	0
8		Mulbagal	3	0	0	0	0	0	0	0	0	0	22	0	0	0	0
9		Srinivasapura	0	0	0	0	0	0	20	0	20	20	20	0	0	0	0
10		Gowribidanur	1	1	0	17	0	17	16	1	16	16	16	0	0	5	0
11		Madhugiri	0	0	0	0	0	0	6	0	0	6	6	0	0	0	0
12		Koratagere	0	0	0	0	0	0	14	0	0	14	14	14	0	0	0
	Total		10	1	0	17	0	111	152	9	120	148	206	35	31	18	7
	%		4	0	0	6	0	40	54	3	43	53	73	12	11	6	2
13	Belagavi	Belagavi	1	1	0	0	0	0	0	1	0	0	0	0	0	1	0
14		Hukkeri	0	0	0	1	0	0	0	0	0	0	0	0	0	0	0
15		Raibagh	0	0	0	0	0	0	0	0	0	0	0	0	0	0	0
16		Khanapur	0	0	0	0	0	0	0	0	0	0	0	0	0	0	0
17		Basavana Bagewadi	0	0	0	0	0	0	10	0	0	10	10	0	0	0	0
18		Muddebihal	0	0	0	0	0	0	10	0	0	10	10	0	0	0	0

Sl. No.	Name of Fisheries Zone	Name of the Taluk	No.of items received under the Scheme														
			Fibre Glass Coracle	Insulated Moulded Ice Box	Iron Weighing Scale	Plastic Crate	Cast Net	Floats	Sinkers	Nylon Drag Net	Nylon Bottom Rope	Nylon Head Rope	Nylon Mono filament Net	Nylon Multi Filament Net	Nylon Twine	Life Jacket	Fibre Glass Boat
19		Badami	0	0	0	0	0	0	20	0	20	20	20	0	0	0	0
20		Hunagunda	0	0	0	0	0	0	10	0	10	10	10	0	0	0	0
21		Dharwad	0	0	0	0	0	0	0	0	5	5	10	0	0	5	0
22		Kalaghatagi	0	0	0	0	0	30	30	0	30	30	30	0	0	0	0
23		Ranebennur	0	0	0	0	0	18	18	0	0	18	18	0	0	3	0
24		Nargund	0	0	0	0	0	16	18	0	0	0	17	0	0	6	0
	Total		1	1	0	1	0	64	116	1	65	103	125	0	0	15	0
	%		0.56	0.56	-	0.56	-	35.56	64.44	0.56	36.11	57.22	69.44	-	-	8.33	-
25	Mysuru	Hunsur	9	1	0	3	6	0	0	0	0	0	0	0	0	3	0
26		Nanjangud	7	0	0	0	2	0	0	0	0	0	0	10	0	0	0
27		Maddur	0	0	0	0	0	0	30	0	30	30	30	0	0	0	0
28		Somavarapete	0	0	0	0	0	0	20	19	20	20	20	0	0	0	0
29		Yalandur	0	0	0	0	0	10	10	0	10	10	10	0	0	0	0
30		Chamarajanagar	0	0	0	0	0	15	15	0	15	15	15	0	0	0	0
	Total		16	1	0	3	8	25	75	19	75	75	75	10	0	3	0
	%		4.16	0.26	0.00	0.78	2.08	6.49	19.48	4.94	19.48	19.48	19.48	2.60	0.00	0.78	0.00
31	Ballari	Hospet	0	0	0	0	0	0	0	0	0	0	0	0	0	0	0
32		Koppal	6	4	0	0	0	0	0	0	0	0	0	14	0	8	0
33		Basavakalyan	31	31	31	31	31	0	0	31	10	21	31	31	0	31	0
34		Humnabad	9	9	9	9	9	0	0	9	0	9	9	9	0	9	0
35		Lingasugur	0	0	0	0	0	0	20	0	0	20	20	0	0	0	0
36		Gulbarga	0	0	0	0	0	0	3	0	0	3	3	0	0	0	0
37		Afzalpur	0	0	0	0	0	0	4	0	0	4	4	0	0	0	0
38		Chittapur	0	0	0	0	0	0	7	0	0	7	7	0	0	0	0

Sl. No.	Name of Fisheries Zone	Name of the Taluk	No. of items received under the Scheme														
			Fibre Glass Coracle	Insulated Moulded Ice Box	Iron Weighing Scale	Plastic Crate	Cast Net	Floats	Sinkers	Nylon Drag Net	Nylon Bottom Rope	Nylon Head Rope	Nylon Mono filament Net	Nylon Multi Filament Net	Nylon Twine	Life Jacket	Fibre Glass Boat
39		Jewargi	0	0	0	0	0	0	4	0	0	4	4	0	0	0	0
40		Sedam	0	0	0	0	0	0	2	0	0	2	2	0	0	0	0
41		Shahapur	0	0	0	0	0	0	21	0	0	21	21	0	0	0	0
	Total		46	44	40	40	40	0	61	40	10	91	101	54	0	48	0
	%		21.70	20.75	18.87	18.87	18.87	-	28.77	18.87	4.72	42.92	47.64	25.47	-	22.64	-
42	Uttara Kannada	Karwar	0	0	0	0	0	0	0	0	14	14	15	0	0	0	0
43		Sirsi	0	0	0	0	0	0	0	0	9	9	9	0	0	0	0
44		Kumta	0	0	0	0	0	0	0	0	0	0	1	0	0	0	0
45		Ankola	0	0	0	0	0	0	0	0	5	8	17	0	0	0	0
46		Haliyal	0	0	0	0	0	0	0	0	12	12	12	0	0	0	0
	Total		0	0	0	0	0	0	0	0	40	43	54	0	0	0	0
	%		-	-	-	-	-	-	-	-	74.07	79.63	100.00	-	-	-	-
47	Shivamogga	Kadur	0	0	0	0	0	0	10	0	0	10	10	10	0	0	0
48		Tarikere	0	0	0	0	0	0	20	0	0	20	20	0	0	0	0
49		Hassan	0	0	0	0	0	0	1	0	0	1	1	0	0	0	0
50		Arsikere	0	0	0	0	0	0	19	0	0	19	19	0	0	0	0
51		Shikaripur	0	0	0	0	0	0	35	0	35	35	35	0	0	0	0
52		Harihar	0	0	0	0	0	0	10	0	9	10	9	0	0	0	0
53		Holalkere	0	0	0	0	0	0	9	0	10	9	10	0	0	0	0
	Total		0	0	0	0	0	0	104	0	54	104	104	10	0	0	0
	%		-	-	-	-	-	-	99.05	-	51.43	99.05	99.05	9.52	-	-	-
	Grand Total		73	47	40	61	48	200	508	69	364	564	665	109	31	84	7
	%		7.59	4.89	4.16	6.34	4.99	20.79	52.81	7.17	37.84	58.63	69.13	11.33	3.22	8.73	0.73

Annexure - 14

Details of fishery requisite kit with Specification

Items	Specifications
Fibre Glass-Coracle	6 ft. diameter, height 1.5 ft. Inner spider reinforcement 1.5" x 6 Nos. Inner metal rings 1" at 4 places. Coracle lifting ring a metal flat with ring at centre -2 places. Material 100% fibre glass. Product colour Dark / light blue. Product thickness 5 – 6 mm. Product weight 35 kg. Oars handle height 4.5 ft. Base bottom – 1 ft. PVC and Fibre thickness 3mm. Weight – 2 kg. Oars inner reinforcement 1" dia. PVC with coloured pigments.
Fibre Glass-Coracle	7 ft. diameter, height 1.5 ft. Inner spider reinforcement 1.5" x 8 Nos. Inner metal rings 1" at 4 places. Coracle lifting ring a metal flat with ring at centre -2 places. Material 100% fibre glass. Product colour Dark / light blue. Product thickness 5 – 6 mm. Product weight 45 kg. Oars handle height 4.5 ft. Base bottom – 1 ft. PVC and Fibre thickness 3mm. Weight – 2 kg. Oars inner reinforcement 1" dia. PVC with coloured pigments.
Fibre Glass-Coracle	7.5 ft. diameter, height 1.5 ft. Inner spider reinforcement 1.5" x 8 Nos. Inner metal rings 1" at 4 places. Coracle lifting ring a metal flat with ring at centre -2 places. Material 100% fibre glass. Product colour Dark / light blue. Product thickness 5 – 6 mm. Product weight 55 kg. Oars handle height 4.5 ft. Base bottom – 1 ft. PVC and Fibre thickness 3mm. Weight – 2 kg. Oars inner reinforcement 1" dia. PVC with coloured pigments.
Insulated Moulded Ice box	ISI certified 50 litres capacity. Wall thickness of body minimum 2.5mm, Wall thickness of lid minimum 2.2 mm, Puf thickness for body minimum 2.2 mm, lid thickness minimum 30 mm, weight of the insulated box should not be less than 7.5 kg with 2 years warranty.
Iron Weighing Scale	Approved from Weights and Measures Department. 5 kg weighing capacity, along with 2 kg, 1 kg, 500 g, 200 g, 100 g and 50 g weighing butts.
Plastic crate	ISO certified 605mm x 450mmx325mm (LBD) approx. 4.0 kg weighing Corner Double wall Heavy Duty Crate closed type.
Cast net	Code No.0.15, Mesh size 9mm to 600mm, 20MD to 400MD.
Floats	30x60mm PVC
Floats	60x50mm PVC
Sinkers	2mm Thick lead
Nylon dragnet	Code No.1/3, Mesh size 20mm, Depth 4 meter. Double knot and Double selvage.
Nylon dragnet	Code No.2/3, Mesh size 25mm, Depth 4 meter. Double knot and Double selvage.

Items	Specifications
Nylon dragnet	Code No.2/3, Mesh size 40mm, Depth 4 meter. Double knot and Double selvage.
Nylon dragnet	Code No.0.28, Mesh size 200mm, 35 knots deeper nylon, Double knot and Double selvage.
Nylon bottom rope	HDPE 2mm thick
Nylon Head Rope	5/3 Ply
Nylon Head Rope	6/3 Ply
Nylon monofilament net	Code No.0, Mesh size 24mm 100 MD
Nylon monofilament net	Code No.0, Mesh size 25mm 100 MD, Double knot and Double selvage.
Nylon monofilament net	Code No.0.16, Mesh size 115mm 40 MD, Double knot and Double selvage.
Nylon monofilament net	Code No.0.16, Mesh size 25mm 100 MD, Double knot and Double selvage.
Nylon monofilament net	Code No.0.16, Mesh size 38mm 100 MD, Double knot and Double selvage.
Nylon monofilament net	Code No.0.16, Mesh size 46mm 100 MD, Double knot and Double selvage.
Nylon monofilament net	Code No.0.16, Mesh size 48mm 100 MD, Double knot and Double selvage.
Nylon monofilament net	Code No.0.16, Mesh size 50mm 100 MD, Double knot and Double selvage.
Nylon monofilament net	Code No.0.16, Mesh size 80mm 40 MD, Double knot and Double selvage.
Nylon monofilament net	Code No.0.18, Mesh size 100mm 50 MD, Double knot and Double selvage.
Nylon monofilament net	Code No.0.20, Mesh size 115mm 40 MD, Double knot and Double selvage.

Items	Specifications
Nylon monofilament net	Code No.0.20, Mesh size 50mm 75 MD, Double knot and Double selvage.
Nylon monofilament net	Code No.0.20, Mesh size 52mm 75 MD, Double knot and Double selvage.
Nylon monofilament net	Code No.0.22, Mesh size 150mm 40 MD, Double knot and Double selvage.
Nylon monofilament net	Code No.0.23, Mesh size 110mm 40 MD, Double knot and Double selvage.
Nylon monofilament net	Code No.0.23, Mesh size 116mm 40 MD, Double knot and Double selvage.
Nylon monofilament net	Code No.0.23, Mesh size 150mm 40 MD, Double knot and Double selvage.
Nylon monofilament net	Code No.0.23, Mesh size 160mm 35 MD, Double knot and Double selvage.
Nylon monofilament net	Code No.0.23, Mesh size 110mm 40 MD, Double knot and Double selvage.
Nylon monofilament net	Code No.0.23, Mesh size 130mm 40 MD, Double knot and Double selvage.
Nylon monofilament net	Code No.0.23, Mesh size 150mm 40 MD, Double knot and Double selvage.
Nylon monofilament net	Code No.0.28, Mesh size 100mm 40 MD, Double knot and Double selvage.
Nylon monofilament net	Code No.0.28, Mesh size 150mm 40 MD, Double knot and Double selvage.
Nylon monofilament net	Code No.0.28, Mesh size 150mm 40 MD, Double knot and Double selvage.
Nylon Mono-Filament Gill Net	Code No.0.28, Mesh size 200mm 40 MD, Double knot and Double selvage.
Nylon Mono-Filament Net	Code No.28, Mesh size 250mm 40 MD, Double knot and Double selvage.

Items	Specifications
Nylon Mono-Filament Net	Code No.28, Mesh size 300mm 40 MD, Double knot and Double selvage.
Nylon Mono-Filament Net	Code No.0.16, Mesh size 80mm 40 MD, Double knot and Double selvage.
Nylon multi filament net	Code No.1/2", Mesh size 80mm, 50 MD, Double knot and Double selvage.
Nylon multi filament net	Code No.1/2", Mesh size 1 1/2", 50 MD, Double knot and Double selvage.
Nylon multi filament net	Code No.1/2", Mesh size 3", 50 MD, Double knot and Double selvage.
Nylon multi filament net	Code No.1/3", Mesh size 2", 50 MD, Double knot and Double selvage.
Nylon multi filament net	Code No.1/3", Mesh size 3 1/3", 50 MD, Double knot and Double selvage.
Nylon multi filament net	Code No.2/3", Mesh size 2 1/2", 50 MD, Double knot and Double selvage.
Nylon multi filament net	Code No.2/3", Mesh Size 4", 50 MD , Double knot and Double selvage.
Nylon twine	2/3 Ply
Nylon Mono-Filament Net	Code No.0.16, Mesh size 48mm, 150 MD
Life Jacket	IRS and SOLAS Approved. Colour: High visibility Orange colour fabric size 68x37x10 cms. Floatability 16.5 kg + Accessory: Whistle. Shelf life: 5 years, Adjustable buckle with Velcro fitment.

Annexure - 15

Statement on Increase in Frequency, Catch Per Effort and Earning before and after supply of FISHERY REQUISITE KIT

Sl. No.	Name of Fisheries Zone	Name of the Taluk	Frequency (Nos.)		Catch per unit effort				Annual Fish catch				Earnings (Rs.)				Increase in Earning (Rs.)
			Yes	No	Yes (No.)	No (No.)	Before (Kgs/day)	After (kgs/day)	Yes (No.)	No (No.)	Before (Kgs)	After (kgs)	Yes (No.)	No (No.)	Before (Kgs/ annum)	After (kgs/ annum)	
1	Bengaluru	Doddaballapura	0	30	30	0	10	15	30	0	1300	1950	30	0	52000	78000	26000
2		Magadi	0	28	28	0	15	18	28	0	1950	2340	28	0	78000	93600	15600
3		Kanakapura	0	18	18	0	20	30	18	0	2600	3900	18	0	104000	156000	52000
4		BengaluruNorth	0	25	25	0	15	20	25	0	1950	2600	25	0	78000	104000	26000
5		BengaluruEast	0	25	25	0	10	15	25	0	1300	1950	25	0	52000	78000	26000
6		Kolar	0	25	25	0	15	17	25	0	1950	2210	25	0	78000	88400	10400
7		Malur	0	25	25	0	20	32	25	0	2600	4160	25	0	104000	166400	62400
8		Mulbagal	0	25	25	0	15	20	25	0	1950	2600	25	0	78000	104000	26000
9		Srinivasapura	0	20	20	0	18	23	20	0	2340	2990	20	0	93600	119600	26000
10		Gowribidanur	0	25	25	0	25	35	25	0	3250	4550	25	0	130000	182000	52000
11		Madhugiri	0	15	15	0	20	30	15	0	2600	3900	15	0	104000	156000	52000
12		Koratagere	0	20	20	0	12	16	20	0	1560	2080	20	0	62400	83200	20800
	Total						195	271			25350	35230			1014000	1409200	395200
	Average						16	23			2,113	2,936			84,500	117,433	32,933
13	Belagavi	Belagavi	0	16	16	0	8	10	16	0	960	1200	16	0	38400	48000	9600
14		Hukkeri	0	13	13	0	9	11	13	0	1080	1320	13	0	43200	52800	9600
15		Raibagh	0	15	15	0	8	11	15	0	960	1320	15	0	38400	52800	14400
16		Khanapur	0	5	5	0	9	11	5	0	1080	1320	5	0	43200	52800	9600
17		Basavana Bagewadi	0	13	13	0	8	11	13	0	960	1320	13	0	38400	52800	14400
18		Muddebihal	0	10	10	0	7	10	10	0	840	1200	10	0	33600	48000	14400

Sl. No.	Name of Fisheries Zone	Name of the Taluk	Frequency (Nos.)		Catch per unit effort				Annual Fish catch				Earnings (Rs.)				Increase in Earning (Rs.)
			Yes	No	Yes (No.)	No (No.)	Before (Kgs/day)	After (kgs/day)	Yes (No.)	No (No.)	Before (Kgs)	After (kgs)	Yes (No.)	No (No.)	Before (Kgs/ annum)	After (kgs/ annum)	
19		Badami	0	20	20	0	8	12	20	0	960	1440	20	0	38400	57600	19200
20		Hunagunda	0	10	10	0	9	15	10	0	1080	1800	10	0	43200	72000	28800
21		Dharwad	0	10	10	0	6	9	10	0	720	1080	10	0	28800	43200	14400
22		Kalaghatagi	0	30	30	0	10	13	30	0	1200	1560	30	0	48000	62400	14400
23		Ranebennur	0	20	20	0	10	14	20		1200	1680	20		48000	67200	19200
24		Nargund	0	18	18	0	10	14	18		1200	1680	18		48000	67200	19200
	Total						102	141			12240	16920			489600	676800	187200
	Average						8.5	11.75			1020	1410			40800	56400	15600
25	Mysuru	Hunsur	0	20	20	0	15	18	20	0	1500	1800	20	0	60000	72000	12000
26		Nanjangud	0	25	25	0	20	30	25	0	2000	3000	25	0	80000	120000	40000
27		Maddur	0	30	30	0	15	20	30	0	1500	2000	30	0	60000	80000	20000
28		Somavarapete	0	20	20	0	12	17	20	0	1200	1700	20	0	48000	68000	20000
29		Yalandur	0	15	15	0	15	20	15	0	1500	2000	15	0	60000	80000	20000
30		Chamarajanagar	0	20	20	0	13	18	20	0	1300	1800	20	0	52000	72000	20000
	Total						90	123			9000	12300			360000	492000	132000
	Average						15	21			1500	2050			60000	82000	22000
31	Ballari	Hospet	0	35	35	0	15	17	35	0	3000	3400	35	0	150000	170000	20000
32		Koppal	0	35	35	0	10	12	35	0	2000	2400	35	0	100000	120000	20000
33		Basavakalyan	0	31	31	0	9	12	31	0	1800	2400	31	0	90000	120000	30000
34		Humnabad	0	15	15	0	8	11	15	0	1600	2200	15	0	80000	110000	30000
35		Lingasugur	0	20	20	0	9	11	20	0	1800	2200	20	0	90000	110000	20000
36		Kalaburagi	0	10	10	0	12	15	10	0	2400	3000	10	0	120000	150000	30000
37		Afzalpur	0	10	10	0	8	11	10	0	1600	2200	10	0	80000	110000	30000
38		Chittapur	0	15	15	0	9	12	15	0	1800	2400	15	0	90000	120000	30000
39		Jewargi	0	10	10	0	11	14	10	0	2200	2800	10	0	110000	140000	30000

Sl. No.	Name of Fisheries Zone	Name of the Taluk	Frequency (Nos.)		Catch per unit effort				Annual Fish catch				Earnings (Rs.)				Increase in Earning (Rs.)
			Yes	No	Yes (No.)	No (No.)	Before (Kgs/day)	After (kgs/day)	Yes (No.)	No (No.)	Before (Kgs)	After (kgs)	Yes (No.)	No (No.)	Before (Kgs/ annum)	After (kgs/ annum)	
40		Sedam	0	10	10	0	10	13	10	0	2000	2600	10	0	100000	130000	30000
41		Shahapur	0	21	21	0	11	14	21	0	2200	2800	21	0	110000	140000	30000
	Total						112	142			22400	28400			1120000	1420000	300000
	Average						10	13			2,036	2,582			101,818	129,091	27,273
42	Uttara Kannada	Karwar	0	15	15	0	12	15	15	0	1104	1380	15	0	44160	55200	11040
43		Sirsi	0	9	9	0	13	15	9	0	1196	1380	9	0	47840	55200	7360
44		Kumta	0	1	1	0	14	18	1	0	1288	1656	1	0	51520	66240	14720
45		Ankola	0	17	17	0	15	20	17	0	1380	1840	17	0	55200	73600	18400
46		Haliyal	0	12	12	0	14	19	12	0	1288	1748	12	0	51520	69920	18400
	Total						68	87			6256	8004			250240	320160	69920
	Average						14	17			1251	1601			50048	64032	13984
47	Shivamogga	Kadur	0	10	10	0	12	15	10	0	1440	1800	10	0	57600	72000	14400
48		Tarikere	0	20	20	0	12	16	20	0	1440	1920	20	0	57600	76800	19200
49		Hassan	0	1	1	0	13	18	1	0	1560	2160	1	0	62400	86400	24000
50		Arsikere	0	19	19	0	11	14	19	0	1320	1680	19	0	52800	67200	14400
51		Shikaripur	0	35	35	0	12	15	35	0	1440	1800	35	0	57600	72000	14400
52		Harihar	0	10	10	0	13	17	10	0	1560	2040	10	0	62400	81600	19200
53		Holalkere	0	10	10	0	10	13	10	0	1200	1560	10	0	48000	62400	14400
	Total						83	108			9960	12960			398400	518400	120000
	Average						12	15			1,423	1,851			56,914	74,057	17,143
	Grand Total						650	872			85,206	113,814			3,632,240	4,836,560	1,204,320
	Average						12	16			1,608	2,147			68,533	91,256	22,723

Source: Dept.of Fisheries

Annexure - 16

Details of Opinion of Dept.of Fisheries Officials on Scheme Continuation

Sl. No.	Fisheries Zone	District	Taluk	Recommendation for continuation	
1	Bengaluru Zone	Chikkaballapura	Gauribidanur	Yes	
2		Kolar	Srinivasapura	Yes	
3		Ramanagara	Magadi	Yes	
4			Kanakapura	Yes	
5		Tumkur	Koratagere	Yes	
			Bengaluru Zone Total	5	
6	Shivamogga Zone	Chikkamagaluru	Kadur	Yes	
7			Tarikere	Yes	
8		Hassan	Arsikere	Yes	
9		Davanagere	Davanagere	Yes	
10			Jagalur	Yes	
			Shivamogga Zone Total	5	
11	Belagavi Zone	Belagavi	Belagavi	Yes	
12		Vijayapura	Muddebihal		No
13		Dharwad	Kalghatagi	Yes	
14		Bagalkote	Jamkhandi		No
15			Badami		No
16			Hunagunda	Yes	
			Belagavi Zone Total	3	3
17	Mysuru Zone	Mysuru	Nanjangud	Yes	
18			Heggadadevanakote	Yes	
19		Kodagu	Madikeri	Yes	
20			Somwarpet	Yes	
21			Virajpet	Yes	
22		Chamarajanagara	Chamarajanagara	Yes	
23			Yelandur		No
			Mysuru Zone Total	6	1

Sl. No.	Fisheries Zone	District	Taluk	Recommendation for continuation	
24	Ballari	Raichur	Lingasugur	Yes	
25		Kalaburagi	Kalaburagi	Yes	
26			Chittapur	Yes	
27		Yadgir	Shahapur	Yes	
			Ballari Zone Total	4	0
28	Uttara Kannada Zone	Uttara Kannada	Kumta	Yes	
29			Ankola	Yes	
			Uttara Kannada Zone Total	2	
			Grand Total - All Zones	25	4

Annexure - 17

Beneficiaries' Opinion on Scheme Continuation

Sl. No.	Name of Fisheries Zone	Name of the Taluk	Scheme Continuation		Expected Changes in the Scheme					
			Recommended	Not Recommended	Provide Complete Kit	Better Quality Products	Timely Supply of Kit	Increase Frequency of Assistance	Priority to be given for Beneficiaries under BPL / traditional Fishermen	Any Other
1	Bengaluru	Doddaballapura	30	0	30	30	30	30	30	0
2		Magadi	28	0	2	15	12	11	14	0
3		Kanakapura	18	0	0	1	0	0	0	0
4		Bengaluru North	25	0	18	18	0	18	18	0
5		Bengaluru East	25	0	15	15	0	15	15	0
6		Kolar	25	0	4	11	0	0	0	0
7		Malur	25	0	0	25	0	0	0	0
8		Mulbagal	20	5	0	18	1	0	0	0
9		Srinivasapura	20	0	20	20	0	20	0	0
10		Gowribidanur	20	5	0	0	0	0	0	1
11		Madhugiri	6	9	6	6	0	6	0	0
12		Koratagere	14	6	14	14	0	14	0	0
	Total		256	25	109	173	43	114	77	1
	%		91	8.9	39	62	15	41	27	0.4
13	Belagavi	Belagavi	15	1	1	1	1	1	0	0
14		Hukkeri	11	2	0	0	0	0	0	0

Sl. No.	Name of Fisheries Zone	Name of the Taluk	Scheme Continuation		Expected Changes in the Scheme					
			Recommended	Not Recommended	Provide Complete Kit	Better Quality Products	Timely Supply of Kit	Increase Frequency of Assistance	Priority to be given for Beneficiaries under BPL / traditional Fishermen	Any Other
15		Raibagh	14	1	0	0	0	0	0	0
16		Khanapur	5	0	0	0	0	0	0	0
17		Basavana Bagewadi	10	3	10	10	0	10	0	0
18		Muddebihal	10	0	10	10	0	10	0	0
19		Badami	20	0	20	20	20	20	0	0
20		Hunagunda	10	0	10	10	10	10	10	0
21		Dharwad	10	0	0	5	5	10	1	0
22		Kalaghatagi	25	5	30	30	30	30	30	0
23		Ranebennur	19	1	15	10	12	15	13	0
24		Nargund	17	1	12	13	15	15	10	0
	Total		166	14	108	109	93	121	64	0
	%		92	8	60	61	52	67	36	0
25	Mysuru	Hunsur	15	5	10	0	0	0	0	0
26		Nanjangud	18	7	0	0	0	0	0	0
27		Maddur	30	0	30	30	0	30	0	0
28		Somavarapete	20	0	20	20	20	20	20	0
29		Yalandur	10	5	10	10	0	10	10	0
30		Chamarajanagar	15	5	15	15	0	15	15	0
	Total		108	22	85	75	20	75	45	0

Sl. No.	Name of Fisheries Zone	Name of the Taluk	Scheme Continuation		Expected Changes in the Scheme					
			Recommended	Not Recommended	Provide Complete Kit	Better Quality Products	Timely Supply of Kit	Increase Frequency of Assistance	Priority to be given for Beneficiaries under BPL / traditional Fishermen	Any Other
	%		83	17	65	58	15	58	35	0
31	Ballari	Hospet	26	9	14	13	0	0	0	0
32		Koppal	31	4	1	2	0	0	0	0
33		Basavakalyan	31	0	0	0	0	0	0	0
34		Humnabad	8	7	0	0	0	0	0	0
35		Lingasugur	20	0	20	20	0	20	20	0
36		Kalaburagi	7	3	3	3	0	3	3	0
37		Afzalpur	6	4	4	4	0	4	4	0
38		Chittapur	10	5	7	7	0	7	7	0
39		Jewargi	6	4	4	4	0	4	4	0
40		Sedam	7	3	2	2	0	2	2	0
41		Shahapur	21	0	21	21	20	21	20	0
	Total		173	39	76	76	20	61	60	0
	%		82	18	36	36	9	29	28	0
42	Uttara Kannada	Karwar	14	1	0	12	14	14	2	0
43		Sirsi	9	0	0	9	9	9	0	0
44		Kumta	1	0	0	1	1	1	0	0
45		Ankola	17	0	4	17	3	16	0	0
46		Haliyal	12	0	0	12	12	12	0	0

Sl. No.	Name of Fisheries Zone	Name of the Taluk	Scheme Continuation		Expected Changes in the Scheme					
			Recommended	Not Recommended	Provide Complete Kit	Better Quality Products	Timely Supply of Kit	Increase Frequency of Assistance	Priority to be given for Beneficiaries under BPL / traditional Fishermen	Any Other
	Total		53	1	4	51	39	52	2	0
	%		98	2	7	94	72	96	4	0
47	Shivamogga	Kadur	10	0	10	10	10	10	10	0
48		Tarikere	20	0	20	20	0	20	0	0
49		Hassan	1	0	1	1	0	1	1	0
50		Arsikere	19	0	19	19	0	19	19	0
51		Shikaripur	35	0	35	35	0	35	0	0
52		Harihar	10	0	9	8	5	6	9	0
53		Holalkere	10	0	8	9	10	7	8	0
	Total		105	0	102	102	25	98	47	0
	%		100	0	97	97	24	93	45	0
	Grand Total		861	101	484	586	240	521	295	1
	%		90	10	50	61	25	54	31	0.1

Annexure – 18

Details of FRK items selected as per KTPP

**«ÄÄÉÄÄUÄjPÉ À®PÄgÄuÉ QIÄÖUÄ¼ÄÄ,¥sÉÊ\$gi UÄè,ï °ÄjUÉÆÄ®Ä °ÁUÄÄ EvÄgÉ
«ÄÄÉÄÄUÄjPÉ CUÄvÄâ ºÄ ÄÄÜUÄ¼Ä RjÄ¢UÉ E-mÉAqÄgi ÉÄ °è CÉÄÄªÉÆÄzÄÉÉUÉÆArgÄªÄ
CwÄ PÄrªÉÄ zÄgÄ ÉÄªÄÄÆ¢¹gÄÄªÄ J -i-1 ÄgÄ\$gÄdÄzÄgÄgÄ ¥ÄnÖ (¹AzsÄÄvÄé ¢ÉÄAPÄ
31.03.2016)**

SNo	Name and address of the vendor	Item Name	Item Code	Specification	Item Quantity	Unit	L1 rate quoted (Rs)
1	Sri P.Vasu,M/s Sandhya Fish Feeds , Door No 1094/9A , Ward No-46, 2nd Cross,Vinayakanagara,Behind	Nylon monofilament net	NET-14	Code no 0.16, Mesh size 115 mm, 40MD, Double knot and Double selvage.	1	Kg.	486
2	Girls High school, Kottal Road	Nylon monofilament net	NET-20	Code no 0.16, Mesh size 80 mm, 40 MD, Double knot and Double selvage.	1	Kg.	450
3		Nylon monoFilament Net	NET-39	Code No 0.16, Mesh size 80 mm, 40 MD, Double knot and Double selvage.	1	Kg.	425

CEÄÄŞAzsÄ-1
«ÄÄÄÄÄUÁJPÉ , Ä®PÄgÄuÉ QIÄÖUÄ¼ÄÄ, ¥sÉÉŞgí UÄè, ï °ÄJUÉÆÄ®Ä°ÁUÄÄ EvÄgÉ «ÄÄÄÄÄUÁJPÉ
CUÄvÄÄ ªÄ ÄÄÜUÄ¼Ä RjÄçUÉ E-mÉAqÄgí £Ä °è CEÄÄªÉÆÄzÄ£ÉUÉÆArgÄÄªÄ
CwÄ PÄrªÉÄ zÄgÄ £ÄªÄÄÆç'gÄÄªÄ J-ï-1 , ÄgÄŞgÄdÄzÄgÄgÄ ¥ÄnÖ (1AzsÄÄvÄé ç£ÄAPÄ 31.03.2016)

SNo	Name and Address of the vendor	Item Name	Item Code	Specification	Item Quantity	Unit	L1 rate quoted (Rs)
1	Sri Srinivas, M/S Srinivas Nylon Nets ,House no-190.EV camp ,TB Dam ,Hospete ,Bellary Dist ,Pin - 583225,Mob: 9945145657	Cast net	NET-01	Code No 0.15, Mesh size 9mm to 600mm, 20MD to 400MD.	1	Nos	998
2		Floats	NET-03	60X50mm PVC	1	Nos	15
3		Sinkers	NET-04	2 mm Thick lead	1	Kg	199
4		Nylon Head Rope	NET-11	6/3 Ply	1	Kg	259
5		Nylon monofilament net	NET-25	Code no 0.22, Mesh size 150 mm, 40MD, Double knot and Double selvage.	1	Kg.	419
6		Nylon monofilament net	NET-26	Code no 0.23, Mesh size 110 mm, 40 MD, Double knot and Double selvage.	1	Kg.	404
7		Nylon monofilament net	NET-27	Code no 0.23, Mesh size 116 mm, 40MD, Double knot and Double selvage.	1	Kg.	404
8		Nylon monofilament net	NET-28	Code no 0.23, Mesh size 150 mm 40MD, Double knot and Double selvage.	1	Kg.	404
9		Nylon monofilament net	NET-30	Code no 0.23, Mesh size 110 mm, 40 MD, Double knot and Double selvage.	1	Kg.	404
10		Nylon monofilament net	NET-31	Code no 0.23, Mesh size 130 mm, 40 MD, Double knot and Double selvage.	1	Kg.	404
11		Nylon monofilament net	NET-32	Code no 0.23, Mesh size 150 mm, 40 MD, Double knot and Double selvage.	1	Kg.	409

Director of Fisheries

CŁÄÄŞAzsÄ-2

**«ÄÄÄÄÄUÁjPÉ ,À®PÀgÀuÉ QIÄÖUÀ¼ÄÄ ,sÉÉŞgİ UÁè,İ °ÀjUÉÆÄ®Ä °ÁUÄÄ EvÀgÉ
«ÄÄÄÄÄUÁjPÉ CUÄvÄä ªÄ,ÄÄÜUÄ¼Ä RjÄçUÉ E-mÉAqÄgİ £Ä°è CŁÄÄªÉÆÄzÀ£ÉUÉÆArgÄÄªÄ
CwÄ PÄrªÉÄ zÄgÄ £ÄªÄÄÆç¹gÄÄªÄ J-İ-1 ,ÄgÄŞgÄdÄzÄgÄgÄ ¥ÄnÖ (¹AzsÄÄvÄé çŁÁAPÄ
31.03.2016)**

SNo	Name and address of the vendor	Item Name	Item Code	Specification	Item Quantity	Unit	L1 rate quoted (Rs)
1	N.Mohamad Ali M/S Nakwa Enterprises, BH Road , Bhadravathi, Shimoga District Mob: 9341623811, Tel :08282266265 E-mail: nakwabhadravathi@gmail.com	Fibre Glass Coracle-3	COR-03	7.5 ft. diameter, height 1.5 ft. Inner spider reinforcement 1.5” X8 Nos. Inner metal rings 1” at 4 places. Coracle lifting ring a metal flat with ring at centre -2 places. Material 100% fibre glass. Product colour Dark /light blue. Product thickness 5-6 mm. Product weight 55 kg. Oars handle height 4.5 ft. Base bottom-1 ft. PVC and Fibre thickness 3mm. Weight-2kg. Oars inner reinforcement 1” dia. PVC with coloured pigments.	1	Nos	10490
2		Life Jacket	LJ01	IRS and SOLAS Approved. Colour: High visibility Orange colour fabric. Size 68x37x10 cms .Floatability 16.5 kg +. Accessory: Whistle.Shelflife:5 years, Adjustable buckle with velcro fitment/Nylon strap.	1	No	650

SNo	Name and address of the vendor	Item Name	Item Code	Specification	Item Quantity	Unit	L1 rate quoted (Rs)
3		Life Jacket	LJ02	IRS and SOLAS Approved. Colour: High visibility Orange colour fabric.Size 43x56x3.8 cms .Floatability 15.5 kg +. Accessory: Whistle.Shelflife:5 years, Adjustable buckle with velcro fitment/Nylon strap.	1	No	750
4		Floats	NET-02	30 X 60mm PVC	1	Nos	10
5		Floats	NET-03	60X50mm PVC	1	Nos	15
6		Nylon monofilament net	NET-18	Code no0.16, Mesh size 48 mm, 100MD, Double knot and Double selvage.	1	Kg.	420
7		Nylon monofilament net	NET-29	Code no 0.23, Mesh size 160 mm, 35MD, Double knot and Double selvage.	1	Kg.	400
8		Nylon Twine	NET-47	2/3 ply	1	Kgs	300

Director of Fisheries

CEÄÄ\$AzsÄ-3

**«ÄÄÄÄUÁjPÉ À®PÀgÀuÉ QIÄÖUÄ¼ÄÄ, ¥sÉÉ\$gì UÁè ì °ÀjUÉÆÄ®Ä °ÁUÄÄ EvÀgÉ
 «ÄÄÄÄUÁjPÉ CUÀvÄÄ ªÄ ÄÄÜUÄ¼ÄÄ RjÄçUÉ E-mÉAqÄgì ÉÄ°è CEÄÄªÉÆÄZÄÉUÉÆArgÄÄªÄ
 CwÄ PÄrªÉÄ zÄgÄ ÉÄªÄÄÆç¹gÄÄªÄ J-ï-1 ,ÄgÄ\$gÄdÄzÄgÄgÄ ¥ÄnÖ (¹AzsÄÄvÄé çÉÁAPÄ
 31.03.2016)**

SNo	Name and address of the vendor	Item Name	Item Code	Specification	Item Quantity	Unit	L1 rate quoted (Rs)
1	Sri Sheikh Zabiullah,M/s Naakwa Enterprises,No-8,Private Busstand complex ,New Sayyaji Rao Road, Mysore Pin-570021, Mobile :9342182350, - email:naakwamysore@yahoo.co.in	Fibre Glass Coracle-1	COR-01	6 ft. diameter, height 1.5 ft. Inner spider reinforcement 1.5” X6 Nos. Inner metal rings 1” at 4 places. Coracle lifting ring a metal flat with ring at centre -2 places. Material 100% fibre glass. Product colour Dark/light blue. Product thickness 5-6 mm. Product weight 35 kg. Oars handle height 4.5 ft. Base bottom-1 ft. PVC and Fibre thickness 3mm. weight-2kg. Oars inner reinforcement 1” dia. PVC with coloured pigments.	1	Nos	6969
2		Floats	NET-02	30 X 60mm PVC	1	Nos	10
3		Floats	NET-03	60X50mm PVC	1	Nos	15
4		Nylon dragnet	NET-05	Code No 1/3, Mesh size 20 mm, Depth 4 meter. Double knot and Double selvage.	1	Kg	309

SNo	Name and address of the vendor	Item Name	Item Code	Specification	Item Quantity	Unit	L1 rate quoted (Rs)
5		Nylon dragnet	NET-06	Code No 2/3, Mesh size 25 mm, Depth 4 Meter, Double knot and Double selvage.	1	Kg	309
6		Nylon dragnet	NET-07	Code No 2/3, Mesh size 40 mm, Depth 4 meter, Double knot and Double selvage.	1	Kg	309
7		Nylon dragnet	NET-08	Code No 0.28, Mesh size 200 mm, ,35 Knots deeper nylon, Double knot and Double selvage.	1	Kg	389
8		Nylon bottom rope	NET-09	HDPE 2mm thick	1	Kg	199
9		Nylon Head Rope	NET-10	5/3 Ply	1	Kg.	199
10		Nylon monofilament net	NET-21	Code no0.18, Mesh size 100 mm, 50 MD, Double knot and Double selvage.	1	Kg.	449
11		Nylon monofilament net	NET-22	Code no 0.20, Mesh size 115mm 40MD, Double knot and Double selvage.	1	Kg	449
12		Nylon monofilament net	NET-32	Code no 0.23, Mesh size 150 mm, 40 MD, Double knot and Double selvage.	1	Kg.	409
13		Nylon monofilament net	NET-33	Code no 0.28 Mesh size 100 mm, 40 MD, Double knot and Double selvage.	1	Kg.	389
14		Nylon monofilament net	NET-34	Code no 0.28 Mesh size 150 mm, 40 MD, Double knot and Double selvage.	1	Kg.	389

SNo	Name and address of the vendor	Item Name	Item Code	Specification	Item Quantity	Unit	L1 rate quoted (Rs)
15		Nylon monofilament net	NET-35	Code no 0.28, Mesh size 150 mm, 40 MD, Double knot and Double selvage.	1	Kg.	389
16		Nylon Mono-Filament Gill Net	NET-36	Code No 0.28, Mesh size 200 mm, 40 MD, Double knot and Double selvage.	1	Kg.	389
17		Nylon Mono-Filament Net	NET-37	Code No 28, Mesh size 250 mm 40 MD, Double knot and Double selvage.	1	Kg.	389
18		Nylon monofilament net	NET-38	Code No 28, Mesh size 300 mm, 40 MD, Double knot and Double selvage.	1	Kg.	389
19		Nylon Multi-Filament Net	NET-40	Code no ½", Mesh size 80 mm, 50 MD, Double knot and Double selvage.	1	Kg.	309
20		Nylon Multi-Filament Net	NET-41	Code No ½", Mesh Size 1½," 50 MD, Double knot and Double selvage.	1	Kg.	309
21		Nylon Multi-Filament Net	NET-42	Code No ½," Mesh Size 3", 50 MD, Double knot and Double selvage.	1	Kg.	309
22		Nylon Multi-Filament Net	NET-43	Code No 1/3" Mesh Size 2", 50 MD, Double knot and Double selvage.	1	Kg.	309
23		Nylon Multi-Filament Net	NET-44	Code No 1/3" Mesh Size 3 1/3" 50 MD, Double knot and Double selvage.	1	Kg.	309
24		Nylon Multi-Filament Net	NET-45	Code No 2/3", Mesh Size 2½," 50 MD, Double knot and Double selvage.	1	Kg.	309

SNo	Name and address of the vendor	Item Name	Item Code	Specification	Item Quantity	Unit	L1 rate quoted (Rs)
25		Nylon Multifilament Net	NET-46	Code No 2/3", Mesh Size 4", 50 MD, Double knot and Double selvage.	1	Kgs	309
26		Plastic crate	PLC-01	ISI certified 650mmX450mmX325 mm (LBD) approx. 4.0 kg weighing Corner Double wall Heavy Duty Crate closed type	1	Nos	678
27		Iron Weighing Scale	WS-01	Approved from Weights and Measures Department. 5 KG weighing capacity, along with 2 kg, 1 kg, 500 g, 200g, 100 g and 50 g weighing butts	1	Nos	678

ÇÄÄ\$AzsÄ-5

**«ÄÄ£ÄÄUÁjPÉ ,À®PÀgÀuÉ QIÄÖUÄ¼ÄÄ,¥sÉÊ\$gï UÄè,ï °ÀjUÉÆÄ®Ä°ÁUÄÄ EvÀgÉ
 «ÄÄ£ÄÄUÁjPÉ CUÄvÄâ ªÄ, ÄÄÛUÄ¼ÄÄ RjÄçUÉ E-mÉAqÄgï £Ä°è ÇÄÄªÉÆÄzÀ£ÉUÉÆArgÄÄªÄ
 CwÄ PÄrªÉÄ zÄgÄ £ÄªÄÄÆç¹gÄÄªÄ J-ï-1 ,ÄgÄ\$gÄdÄzÄgÄgÄ ¥ÄnÖ (¹AzsÄÄvÄé ç£ÁAPÄ
 31.03.2016)**

SNo	Name and address of the vendor	Item Name	Item Code	Specification	Item Quantity	Unit	L1 rate quoted (Rs)
1	Sri S Madhegowda, Nikilaa Enterprises ,No-70/1,Hootgalli Industrial Area , Hootgalli, Mysore-570018	Fibre Glass Coracle-2	COR-02	7 ft. diameter, height 1.5 ft. Inner spider reinforcement 1.5” X8 Nos. Inner metal rings 1” at 4 places. Coracle lifting ring a metal flat with ring at centre -2 places. Material 100% fibre glass. Product colour Dark/light blue. Product thickness 5-6 mm. Product weight 45 kg. Oars handle height 4.5 ft. Base bottom-1 ft. PVC and Fibre thickness 3mm. weight-2kg. Oars inner reinforcement 1” dia. PVC with coloured pigments.	1	Nos	7999
2		Insulated Moulded Ice box	IB-01	ISI certified 50 litres capacity. Wall thickness of body minimum 2.5mm, Wall thickness of lid Minimum.2.2mm, Puf thickness for body minimum. 32mm, lid thickness min.30mm.Weight of the insulated box should not be less than 7.5 Kg with 2 years	1	Nos	2010

				warranty.				
--	--	--	--	-----------	--	--	--	--

Director of Fisheries

Annexure – 19

Comparative Statement

SNo	Item Name	Item Code	Unit	Specification	Item Quantity	JAIVITTA L C KUBAL	RACHAIA H M	SRINI VAS	N MOHA MMED ALI	SHEIKH ZABIH ULLAH	Shake Ziaulla	S Made Gowda	P VASU	L1
1	Fibre Glass Coracle-1	COR-01	Nos	6 ft. diameter, height 1.5 ft. Inner spider reinforcement 1.5” X6 Nos. Inner metal rings 1” at 4 places. Coracle lifting ring a metal flat with ring at centre -2 places. Material 100% fibre glass. Product colour Dark/light blue. Product thickness 5-6 mm. Product weight 35 kg. Oars handle height 4.5 ft. Base bottom-1 ft. PVC and Fibre thickness 3mm. weight-2kg. Oars inner reinforcement 1” dia. PVC with coloured pigments.	1	8910			7444	6969	8000	11223		6969

SNo	Item Name	Item Code	Unit	Specification	Item Quantity	JAIVITTA L C KUBAL	RACHAIA H M	SRINI VAS	N MOHA MMED ALI	SHEIKH ZABIH ULLAH	Shake Ziaulla	S Made Gowda	P VASU	L1
2	Fibre Glass Coracle-2	COR-02	Nos	7 ft. diameter, height 1.5 ft. Inner spider reinforcement 1.5" X8 Nos. Inner metal rings 1" at 4 places. Coracle lifting ring a metal flat with ring at centre -2 places. Material 100% fibre glass. Product colour Dark/light blue. Product thickness 5-6 mm. Product weight 45 kg. Oars handle height 4.5 ft. Base bottom-1 ft. PVC and Fibre thickness 3mm. weight-2kg. Oars inner reinforcement 1" dia. PVC with coloured pigments.	1	10995			9999	9898	11000	7999		7999
3	Fibre Glass Coracle-3	COR-03	Nos	7.5 ft. diameter, height 1.5 ft. Inner spider reinforcement 1.5" X8 Nos. Inner metal rings 1" at 4 places. Coracle lifting ring a metal flat with ring at centre -2 places. Material 100% fibre glass. Product colour Dark /light blue. Product thickness 5-6 mm. Product weight 55 kg. Oars handle height 4.5 ft. Base bottom-1 ft. PVC and Fibre thickness 3mm. Weight-2kg. Oars inner reinforcement 1" dia. PVC with coloured pigments.	1	13490			10490	12012	13000	10554		10490
4	Insulated Moulded Ice box	IB-01	Nos	ISI certified 50 litres capacity. Wall thickness of body minimum 2.5mm, Wall thickness of lid Minimum.2.2mm, Puf thickness for body minimum. 32mm, lid thickness min.30mm.Weight of the insulated box should not be	1				2500	2222	2525	2010		2010

SNo	Item Name	Item Code	Unit	Specification	Item Quantity	JAIVITTA L C KUBAL	RACHAIA H M	SRINI VAS	N MOHA MMED ALI	SHEIKH ZABIH ULLAH	Shake Ziaulla	S Made Gowda	P VASU	L1
				less than 7.5 Kg with 2 years warranty.										
5	Life Jacket	LJ01	No	IRS and SOLAS Approved. Colour: High visibility Orange colour fabric. Size 68x37x10 cms .Floatability 16.5 kg +. Accessory: Whistle.Shelflife:5 years, Adjustable buckle with velcro fitment/Nylon strap.	1				650	849	900	3650		650
6	Life Jacket	LJ02	No	IRS and SOLAS Approved. Colour: High visibility Orange colour fabric.Size 43x56x3.8 cms .Floatability 15.5 kg +. Accessory: Whistle.Shelflife:5 years, Adjustable buckle with velcro fitment/Nylon strap.	1				750	789	850	3650		750
7	Cast net	NET-01	Nos	Code No 0.15, Mesh size 9mm to 600mm, 20MD to 400MD.	1			998	999	999	1250			998
8	Floats	NET-02	Nos	30 X 60mm PVC	1			15	10	10	12			10
9	Floats	NET-03	Nos	60X50mm PVC	1			15	15	15	18			15
10	Sinkers	NET-04	Kg	2 mm Thick lead	1			199	200	200	225			199
11	Nylon dragnet	NET-05	Kg	Code No 1/3, Mesh size 20 mm, Depth 4 meter. Double knot and Double selvage.	1			419	340	309	325			309
12	Nylon dragnet	NET-06	Kg	Code No 2/3, Mesh size 25 mm, Depth 4 Meter,Double knot and Double selvage.	1			499	320	309	325			309

SNo	Item Name	Item Code	Unit	Specification	Item Quantity	JAIVITTA L C KUBAL	RACHAIA H M	SRINI VAS	N MOHA MMED ALI	SHEIKH ZABIH ULLAH	Shake Ziaulla	S Made Gowda	P VASU	L1
13	Nylon dragnet	NET-07	Kg	Code No 2/3, Mesh size 40 mm, Depth 4 meter, Double knot and Double selvage.	1			399	320	309	325			309
14	Nylon dragnet	NET-08	Kg	Code No 0.28, Mesh size 200 mm, ,35 Knots deeper nylon, Double knot and Double selvage.	1			404	400	389	425		420	389
15	Nylon bottom rope	NET-09	Kg	HDPE 2mm thick	1			209	240	199	225		310	199
16	Nylon Head Rope	NET-10	Kg.	5/3 Ply	1			249	260	199	290		310	199
17	Nylon Head Rope	NET-11	Kg	6/3 Ply	1			259	260	280	290		310	259
18	Nylon monofilament net	NET-12	Kg	Code no 0, Mesh size 24 mm 100MD	1	665		599	540	540	499			499
19	Nylon monofilament net	NET-13	Kg.	Code no 0, Mesh size 25 mm, 100MD, Double knot and Double selvage.	1	665		599	540	540	499			499
20	Nylon monofilament net	NET-14	Kg.	Code no 0.16, Mesh size 115 mm, 40MD, Double knot and Double selvage.	1	575	690	519	540	509	525		486	486
21	Nylon monofilament net	NET-15	Kg.	Code no 0.16, Mesh size 25 mm, 100MD, Double knot and Double selvage.	1	665	710	599	540	540	499		540	499
22	Nylon monofilament net	NET-16	Kg.	Code no 0.16, Mesh size 38 mm, 100MD, Double knot and Double selvage.	1	635	745	559	540	540	499		538	499
23	Nylon monofilament net	NET-17	Kg.	Code no 0.16, Mesh size 46 mm 100MD, Double knot and Double selvage.	1	625	690	549	540	540	499		512	499

SNo	Item Name	Item Code	Unit	Specification	Item Quantity	JAIVITTA L C KUBAL	RACHAIA H M	SRINI VAS	N MOHA MMED ALI	SHEIKH ZABIH ULLAH	Shake Ziaulla	S Made Gowda	P VASU	L1
24	Nylon monofilament net	NET-18	Kg.	Code no0.16, Mesh size 48 mm, 100MD, Double knot and Double selvage.	1	625	690	539	420	540	499		505	420
25	Nylon monofilament net	NET-19	Kg.	Code no 0.16, Mesh size 50mm, 100MD, Double knot and Double selvage.	1	609	690	549	540	540	499		505	499
26	Nylon monofilament net	NET-20	Kg.	Code no 0.16, Mesh size 80 mm, 40 MD, Double knot and Double selvage.	1	580	690	519	540	499	540		450	450
27	Nylon monofilament net	NET-21	Kg.	Code no0.18, Mesh size 100 mm, 50 MD, Double knot and Double selvage.	1	625	690	519	520	449	475		525	499
28	Nylon monofilament net	NET-22	Kg.	Code no 0.20, Mesh size 115mm 40MD, Double knot and Double selvage.	1	515	515	489	580	449	475		525	499
29	Nylon monofilament net	NET-23	Kg.	Code no 0.20, Mesh size 50mm, 75 MD, Double knot and Double selvage.	1	515	575	489	490	489	449		550	499
30	Nylon monofilament net	NET-24	Kg.	Code no 0.20, Mesh size 52mm, 75 MD, Double knot and Double selvage.	1	515	568	499	490	489	449		545	499
31	Nylon monofilament net	NET-25	Kg.	Code no 0.22, Mesh size 150 mm, 40MD, Double knot and Double selvage.	1	515	495	419	520	449	489		420	419
32	Nylon monofilament net	NET-26	Kg.	Code no 0.23, Mesh size 110 mm, 40 MD, Double knot and Double selvage.	1	435	459	404	420	409	425		420	404
33	Nylon monofilament net	NET-27	Kg.	Code no 0.23, Mesh size 116 mm, 40MD, Double knot and Double selvage.	1	435	444	404	420	4099	425		420	404

SNo	Item Name	Item Code	Unit	Specification	Item Quantity	JAIVITTA L C KUBAL	RACHAIA H M	SRINI VAS	N MOHA MMED ALI	SHEIKH ZABIH ULLAH	Shake Ziaulla	S Made Gowda	P VASU	L1
34	Nylon monofilament net	NET-28	Kg.	Code no 0.23, Mesh size 150 mm 40MD, Double knot and Double selvage.	1	435	457	404	420	409	425		420	404
35	Nylon monofilament net	NET-29	Kg.	Code no 0.23, Mesh size 160 mm, 35MD, Double knot and Double selvage.	1	425	449	404	400	409	425		418	400
36	Nylon monofilament net	NET-30	Kg.	Code no 0.23, Mesh size 110 mm, 40 MD, Double knot and Double selvage.	1	435	460	404	420	409	425		415	404
37	Nylon monofilament net	NET-31	Kg.	Code no 0.23, Mesh size 130 mm, 40 MD, Double knot and Double selvage.	1	435	458	404	420	409	425		421	404
38	Nylon monofilament net	NET-32	Kg.	Code no 0.23, Mesh size 150 mm, 40 MD, Double knot and Double selvage.	1	435	458	409	420	409	425		422	409
39	Nylon monofilament net	NET-33	Kg.	Code no 0.28 Mesh size 100 mm, 40 MD, Double knot and Double selvage.	1	425	445	409	400	389	400		425	389
40	Nylon monofilament net	NET-34	Kg.	Code no 0.28 Mesh size 150 mm, 40 MD, Double knot and Double selvage.	1	425	445	404	400	389	400		423	389
41	Nylon monofilament net	NET-35	Kg.	Code no 0.28, Mesh size 150 mm, 40 MD, Double knot and Double selvage.	1	425	445	399	400	389	400		417	389
42	Nylon Mono-Filament Gill Net	NET-36	Kg.	Code No 0.28, Mesh size 200 mm, 40 MD, Double knot and Double selvage.	1	425		399	400	389	400		424	389
43	Nylon Mono-Filament Net	NET-37	Kg.	Code No 28, Mesh size 250 mm 40 MD, Double knot and Double selvage.	1	425	445	409	400	389	400		426	389

SNo	Item Name	Item Code	Unit	Specification	Item Quantity	JAIVITTA L C KUBAL	RACHAIA H M	SRINI VAS	N MOHA MMED ALI	SHEIKH ZABIH ULLAH	Shake Ziaulla	S Made Gowda	P VASU	L1
44	Nylon monofilament net	NET-38	Kg.	Code No 28, Mesh size 300 mm, 40 MD, Double knot and Double selvage.	1	425	444	399	400	389	400		427	389
45	Nylon monoFilament Net	NET-39	Kg.	Code No 0.16, Mesh size 80 mm, 40 MD, Double knot and Double selvage.	1	580	690	519	540	499	450		425	425
46	Nylon Multi-Filament Net	NET-40	Kg.	Code no ½”, Mesh size 80 mm, 50 MD, Double knot and Double selvage.	1		570	399	340	309	325			309
47	Nylon Multi-Filament Net	NET-41	Kg.	Code No ½”, Mesh Size 1½”, 50 MD, Double knot and Double selvage.	1		680	399	340	309	325			309
48	Nylon Multi-Filament Net	NET-42	Kg.	Code No ½”, Mesh Size 3”, 50 MD, Double knot and Double selvage.	1		570	399	340	309	325			309
49	Nylon Multi-Filament Net	NET-43	Kg.	Code No 1/3” Mesh Size 2”, 50 MD, Double knot and Double selvage.	1		590	449	340	309	325			309
50	Nylon Multi-Filament Net	NET-44	Kg.	Code No 1/3” Mesh Size 3 1/3” 50 MD, Double knot and Double selvage.	1		495	449	340	309	325			309
51	Nylon Multi-Filament Net	NET-45	Kg.	Code No 2/3”, Mesh Size 2½”, 50 MD, Double knot and Double selvage.	1		494	449	320	309	325			309
52	Nylon Multifilament Net	NET-46	Kgs	Code No 2/3”, Mesh Size 4”, 50 MD, Double knot and Double selvage.	1		484	449	320	309	325			309
53	Nylon Twine	NET-47	Kgs	2/3 ply	1			399	300	399	300			300
54	Nylon Mono-Filament Net	NET-48	Kg	Code no 0.16, Mesh size 48mm, 150 MD	1	610	690	539	580	540	499			499

SNo	Item Name	Item Code	Unit	Specification	Item Quantity	JAIVITTA L C KUBAL	RACHAIA H M	SRINI VAS	N MOHA MMED ALI	SHEIKH ZABIH ULLAH	Shake Ziaulla	S Made Gowda	P VASU	L1
55	Plastic crate	PLC-01	Nos	ISI certified 650mmX450mmX325 mm (LBD) approx. 4.0 kg weighing Corner Double wall Heavy Duty Crate closed type	1				720	678	750	1390		678
56	Iron Weighing Scale	WS-01	Nos	Approved from Weights and Measures Department. 5 KG weighing capacity, along with 2 kg, 1 kg, 500 g, 200g, 100 g and 50 g weighing butts	1				740	678	750	2590		678

Annexure - 20

Opinion of Beneficiaries on adequacy of FISHERY REQUISITE KIT

Sl. No	Name of Fisheries Zone	Name of the Taluk	Adequate	Inadequate	Not Responded
1	Bengaluru	Doddaballapura	0	30	0
2		Magadi	21	6	1
3		Kanakapura	3	1	14
4		BengaluruNorth	0	18	7
5		BengaluruEast	0	15	10
6		Kolar	20	0	5
7		Malur	25	0	0
8		Mulbagal	20	2	3
9		Srinivasapura	0	20	0
10		Gowribidanur	21	0	4
11		Madhugiri	0	6	9
12		Koratagere	0	14	6
	Total		110	112	59
	%		39	40	21
13	Balagavi	Belagavi	2	0	14
14		Hukkeri	6	0	7
15		Raibagh	14	0	1
16		Khanapur	2	0	3
17		Basavana Bagewadi	0	10	3
18		Muddebihal	0	10	0
19		Badami	0	20	0
20		Hunagunda	0	10	0
21		Dharwad	5	5	0
22		Kalaghatagi	0	29	1
23		Ranebennur	8	7	5

Sl. No	Name of Fisheries Zone	Name of the Taluk	Adequate	Inadequate	Not Responded
24		Nargund	7	7	4
	Total		44	98	38
	%		24	54	21
25	Mysuru	Hunsur	1	7	12
26		Nanjangud	14	2	9
27		Maddur	0	30	0
28		Somavarapete	0	20	0
29		Yalandur	0	10	5
30		Chamarajanagar	0	15	5
	Total		15	84	31
	%		12	65	24
31	Ballari	Hosapete	26	6	3
32		Koppal	12	23	0
33		Basavakalyan	0	30	1
34		Humnabad	0	5	10
35		Lingasugur	0	20	0
36		Kalaburagi	0	3	7
37		Afzalpur	0	4	6
38		Chittapur	0	7	8
39		Jewargi	0	4	6
40		Sedam	0	2	8
41		Shahapur	0	21	0
	Total		38	125	49
	%		18	59	23
42	Uttara Kannada	Karwar	14	0	1
43		Sirsi	9	0	0
44		Kumta	0	1	0
45		Ankola	4	13	0

Sl. No	Name of Fisheries Zone	Name of the Taluk	Adequate	Inadequate	Not Responded
46		Haliyal	12	0	0
	Total		39	14	1
	%		72	26	2
47	Shivamogga	Kadur	0	10	0
48		Tarikere	0	20	0
49		Hassan	0	1	0
50		Arsikere	0	19	0
51		Shikaripur	0	35	0
52		Harihar	0	10	0
53		Holalkere	0	10	0
	Total		0	105	0
	%		0	100	0
		Grand Total	246	538	178
		%	26	56	18

Source: Dept.of Fisheries

Annexure – 21

Year-wise Details and Opinion of Dept.of Fisheries officials on Availability of FISHERY REQUISITE KIT (Study Period)

Items	Status of Availability of Kits													
	2009-10		2010-11		2011-12		2012-13		2013-14		Total		%	
	Ade quency	In-ade quency	Ade quency	In-ade quency	Ade quency	In-ade quency	Ade quency	In-ade quency	Ade quency	In-ade quency	Ade quency	In-ade quency	Ade quency	In-ade quency
Fibre Glass-Coracle	3	2	1	2	1	2	1	2	8	7	14	15	48.28	51.72
Fibre Glass-Coracle	1	0	1	0	1	0	1	0	2	5	6	5	20.69	17.24
Fibre Glass-Coracle	1	0	1	0	1	0	1	0	2	3	6	3	20.69	10.34
Insulated Moulded Ice box	2	2	3	2	3	2	4	5	5	7	17	18	58.62	62.07
Iron Weighing Scale	1	2	2	2	2	2	2	3	1	3	8	12	27.59	41.38
Plastic crate	3	0	3	0	4	0	5	1	3	3	18	4	62.07	13.79
Cast net	1	0	1	0	1	0	1	0	0	0	4	0	13.79	-
Floats	5	0	5	0	5	0	6	0	6	0	27	0	93.10	-
Floats	5	0	6	0	6	0	6	1	5	0	28	1	96.55	3.45
Sinkers	7	0	7	0	9	0	8	1	8	2	39	3	134.48	10.34
Nylon dragnet	0	0	0	0	0	0	0	0	0	1	0	1	-	3.45
Nylon dragnet	0	0	1	0	0	0	1	0	1	0	3	0	10.34	-
Nylon dragnet	0	0	0	0	0	0	0	0	0	0	0	0	-	-
Nylon dragnet	0	0	0	0	0	0	0	0	0	0	0	0	-	-
Nylon bottom rope	4	0	2	0	5	0	4	0	4	1	19	1	65.52	3.45
Nylon Head Rope	3	0	4	0	3	0	3	0	4	0	17	0	58.62	-
Nylon Head Rope	2	0	1	0	3	0	2	0	3	0	11	0	37.93	-
Nylon monofilament net	0	0	0	0	0	0	0	0	0	0	0	0	-	-
Nylon monofilament net	0	0	0	0	1	0	1	1	1	1	3	2	10.34	6.90
Nylon monofilament net	6	0	6	0	7	0	7	0	7	1	33	1	113.79	3.45
Nylon monofilament net	0	0	0	0	0	0	0	0	0	0	0	0	-	-
Nylon monofilament net	1	0	1	0	1	0	1	1	1	1	5	2	17.24	6.90
Nylon monofilament net	1	0	1	0	1	0	1	1	1	1	5	2	17.24	6.90
Nylon monofilament net	0	0	2	0	1	0	1	0	1	0	5	0	17.24	-
Nylon monofilament net	0	0	1	0	1	0	1	0	1	0	4	0	13.79	-
Nylon monofilament net	1	0	1	0	1	0	1	0	1	0	5	0	17.24	-

Items	Status of Availability of Kits													
	2009-10		2010-11		2011-12		2012-13		2013-14		Total		%	
	Ade qucy	In-ade qucy	Ade qucy	In-ade qucy	Ade qucy	In-ade qucy	Ade qucy	In-ade qucy	Ade qucy	In-ade qucy	Ade qucy	In-ade qucy	Ade qucy	In-ade qucy
Nylon monofilament net	2	0	3	0	2	0	3	0	3	2	13	2	44.83	6.90
Nylon monofilament net	6	2	5	2	8	0	9	1	10	2	38	7	131.03	24.14
Nylon monofilament net	5	0	5	0	5	0	5	0	4	2	24	2	82.76	6.90
Nylon monofilament net	0	0	0	0	0	0	0	0	0	0	0	0	-	-
Nylon monofilament net	1	0	0	0	0	0	0	0	0	0	1	0	3.45	-
Nylon monofilament net	0	0	0	0	0	0	0	0	0	0	0	0	-	-
Nylon monofilament net	2	0	3	0	2	1	2	0	2	0	11	1	37.93	3.45
Nylon monofilament net	1	0	2	0	1	0	1	0	1	0	6	0	20.69	-
Nylon monofilament net	0	0	1	0	1	0	1	0	1	0	4	0	13.79	-
Nylon monofilament net	2	0	2	0	1	0	2	0	1	0	8	0	27.59	-
Nylon monofilament net	1	0	1	0	2	0	1	0	2	0	7	0	24.14	-
Nylon monofilament net	0	0	1	0	1	0	2	0	2	0	6	0	20.69	-
Nylon monofilament net	0	0	1	0	1	0	1	0	1	0	4	0	13.79	-
Nylon monofilament net	3	0	4	0	2	0	2	0	2	0	13	0	44.83	-
Nylon monofilament net	0	0	0	0	1	0	0	0	0	0	1	0	3.45	-
Nylon Mono-Filament Gill Net	0	0	0	0	1	0	0	0	0	0	1	0	3.45	-
Nylon Mono-Filament Net	1	0	0	0	0	0	0	0	1	0	2	0	6.90	-
Nylon Mono-Filament Net	0	0	0	0	0	0	0	0	1	0	1	0	3.45	-
Nylon Mono-Filament Net	0	0	0	0	1	0	0	0	0	0	1	0	3.45	-
Nylon multi filament net	0	0	0	0	1	0	0	0	0	0	1	0	3.45	-
Nylon multi filament net	0	0	0	0	1	0	0	0	0	0	1	0	3.45	-
Nylon multi filament net	0	0	0	0	1	0	0	0	0	0	1	0	3.45	-
Nylon multi filament net	0	0	0	0	1	0	0	0	0	0	1	0	3.45	-
Nylon multi filament net	1	0	0	0	1	0	0	0	0	0	2	0	6.90	-
Nylon multi filament net	0	0	0	0	0	0	0	0	0	0	0	0	-	-
Nylon multi filament net	0	0	0	0	0	0	0	0	0	0	0	0	-	-
Nylon twine	5	0	5	0	4	0	6	0	6	0	26	0	89.66	-
Nylon Mono-Filament Net	1	0	0	0	0	0	0	0	0	0	1	0	3.45	-
Life Jacket	3	0	3	0	5	0	4	3	4	7	19	10	65.52	34.48

Source: Dept.of Fisheries

Annexure - 22

Opinion of Beneficiaries of quality of FISHERY REQUISITE KIT supplied

Sl. No.	Name of Fisheries Zone	Name of the Taluk	Less than 6 months	6 months to 1 year	1 - 2 years	No Response
	Bengaluru					
1		Doddaballapura	0	0	30	0
2		Magadi	11	8	4	5
3		Kanakapura	10	5	0	3
4		BengaluruNorth	20	5	0	0
5		BengaluruEast	25	0	0	0
6		Kolar	22	3	0	0
7		Malur	25	0	0	0
8		Mulbagal	23	0	0	2
9		Srinivasapura	20	0	0	0
10		Gowribidanur	2	21	0	2
11		Madhugiri	10	4	1	0
12		Koratagere	20	0	0	0
	Total		188	46	35	12
	%		67	16	12	4
	Balagavi					
13		Belagavi	7	8	1	0
14		Hukkeri	5	8	0	0
15		Raibagh	3	11	0	1
16		Khanapur	2	2	1	0
17		Basavana Bagewadi	10	1	0	2
18		Muddebihal	8	2	0	0

Sl. No.	Name of Fisheries Zone	Name of the Taluk	Less than 6 months	6 months to 1 year	1 - 2 years	No Response
19		Badami	20	0	0	0
20		Hunagunda	10	0	0	0
21		Dharwad	10	0	0	0
22		Kalaghatagi	30	0	0	0
23		Ranebennur	15	3	2	0
24		Nargund	14	3	1	0
	Total		134	38	5	3
	%		74	21	3	2
	Mysuru					
25		Hunsur	10	3	7	0
26		Nanjangud	4	18	0	3
27		Maddur	20	10	0	0
28		Somavarapete	20	0	0	0
29		Yalandur	10	3	0	2
30		Chamarajanagar	15	4	0	1
	Total		79	38	7	6
	%		61	29	5	5
	Bellari					
31		Hospet	4	25	4	2
32		Koppal	4	31	0	0
33		Basavakalyan	31	0	0	0
34		Humnabad	9	6	0	0
35		Lingasugur	20	0	0	0
36		Kalaburagi	3	4	0	3
37		Afzalpur	4	2	2	2
38		Chittapur	7	5	0	3

Sl. No.	Name of Fisheries Zone	Name of the Taluk	Less than 6 months	6 months to 1 year	1 - 2 years	No Response
39		Jewargi	4	2	0	4
40		Sedam	4	4	0	2
41		Shahapur	21	0	0	0
	Total		111	79	6	16
	%		52	37	3	8
	Uttara Kannada					
42		Karwar	15	0	0	0
43		Sirsi	9	0	0	0
44		Kumta	1	0	0	0
45		Ankola	17	0	0	0
46		Haliyal	12	0	0	0
	Total		54	0	0	0
	%		100	0	0	0
	Shivamoga					
47		Kadur	7	2	0	1
48		Tarikere	16	2	0	2
49		Hassan	1	0	0	0
50		Arsikere	15	2	0	2
51		Shikaripur	35	0	0	0
52		Harihar	8	2	0	0
53		Holalkere	8	2	0	0
	Total		90	10	0	5
	%		85	10	0	5
	Grand Total		656	211	53	42
	%		68	22	6	4

Annexure – 23

Opinion of FCS on Quality of FISHERY REQUISITE KIT

Sl. No.	Fisheries Zone	District	Taluk	Opinion of your beneficiary member about the quality of items received under this scheme					
				Fishing Net			Coracle		
				Good	Avg	Poor	Good	Avg	Poor
1	Bengaluru	Bengaluru Urban	Bengaluru North	3	0	0	3	0	0
2		Chikkaballapura	Gauribidanur	1	0	0	1	0	0
3		Kolar	Srinivasapura	0	3	0	0	3	0
4		Ramanagara	Magadi	0	0	1	0	0	1
5			Kanakapura	2	0	0	2	0	0
6		Tumakuru	Koratagere	0	0	3	0	0	3
	Total			6	3	4	6	3	4
	%			46	23	31	46	23	31
7	Shivamogga	Shivamogga	Shikaripura	0	0	3	0	0	3
8		Chikkamagaluru	Tarikere	0	3	0	0	3	0
	Total			0	3	3	0	3	3
	%			0	50	50	0	50	50
9	Belagavi	Belagavi	Hukkeri	1	1	0	1	1	0
10			Khanapur	1	0	0	1	0	0
11			Raibag	1	0	0	1	0	0
12		Vijayapura	Basavana Bagewadi	0	0	3	0	0	3
13		Dharwad	Kalghatagi	0	3	0	0	3	0
14		Bagalkot	Hunagunda	3	0	0	3	0	0
	Total			6	4	3	6	4	3
	%			46	31	23	46	31	23

Sl. No.	Fisheries Zone	District	Taluk	Opinion of your beneficiary member about the quality of items received under this scheme					
				Fishing Net			Coracle		
				Good	Avg	Poor	Good	Avg	Poor
15	Mysuru	Mysuru	Mysuru	2	0	0	2	0	0
16		Hassan	Arsikere	0	0	3	0	0	3
17		Kodagu	Somwarpet	0	3	0	0	3	0
18		Mandya	Maddur	3	0	0	3	0	0
19		Chamarajanagara	Chamarajanagara	0	3	0	0	3	0
	Total			5	6	3	5	6	3
	%			35.7	43	21	35.71	43	21.4
20	Ballari	Hosapete		0	1	0	0	1	0
21		Raichur	Lingasugur	0	0	3	0	0	3
22		Kalaburagi	Jewargi	0	0	3	0	0	3
23		Yadgir	Shahapur	0	0	3	0	0	3
	Total			0	1	9	0	1	9
	%			0	10	90	0	10	90
	Grand Total			17	17	22	17	17	22
	%			30	30	39	30	30	39

Annexure – 24

Pressure to choose FISHERY REQUISITE KIT Items

Sl. No.	Name of Fisheries Zone	Name of the Taluk	Yes	No
	Bengaluru			
1		Doddaballapura	0	30
2		Magadi	10	18
3		Kanakapura	0	18
4		Bangalore North	3	22
5		Bangalore East	0	25
6		Kolar	3	22
7		Malur	0	25
8		Mulbagal	7	18
9		Srinivasapura	0	20
10		Gowribidanur	0	25
11		Madhugiri	2	13
12		Koratagere	0	20
	Total		25	256
	%		9	91
	Belagavi			
13		Belagavi	0	16
14		Hukkeri	0	13
15		Raibagh	0	15
16		Khanapur	0	5
17		Basavana Bagewadi	2	11
18		Muddebihal	0	10
19		Badami	0	20
20		Hunagunda	0	10
21		Dharwad	0	10
22		Kalaghatagi	0	30

Sl. No.	Name of Fisheries Zone	Name of the Taluk	Yes	No
23		Ranebennur	0	20
24		Nargund	0	18
	Total		2	178
	%		1	99
	Mysuru			
25		Hunsur	0	20
26		Nanjangud	0	25
27		Maddur	0	30
28		Somavarapete	0	20
29		Yalandur	2	13
30		Chamarajanagar	2	18
	Total		4	126
	%		3	97
	Ballari			
31		Hospet	0	35
32		Koppal	3	32
33		Basavakalyan	0	31
34		Humnabad	0	15
35		Lingasugur	0	20
36		Kalaburagi	0	10
37		Afzalpur	0	10
38		Chittapur	0	15
39		Jewargi	0	10
40		Sedam	0	10
41		Shahapur	0	21
	Total		3	209
	%		1	99
	Uttara Kannada			
42		Karwar	0	15

Sl. No.	Name of Fisheries Zone	Name of the Taluk	Yes	No
43		Sirsi	0	9
44		Kumta	0	1
45		Ankola	0	17
46		Haliyal	0	12
	Total		0	54
	%		0	100
	Shivamogga			
47		Kadur	0	10
48		Tarikere	0	20
49		Hassan	0	1
50		Arsikere	0	19
51		Shikaripura	0	35
52		Harihar	0	10
53		Channagiri	0	10
	Total		0	105
	%		0	100
	Grand Total		34	928
	%		4	96

Annexure – 25

Demand for the Kit Items from the Beneficiaries

Items	Specifications	Demand for Item			%		
		Yes	No	Not Res ponded	Yes	No	Not Res ponded
Fibre Glass-Coracle	6 ft. diameter, height 1.5 ft. Inner spider reinforcement 1.5” x 6 Nos. Inner metal rings 1” at 4 places. Coracle lifting ring a metal flat with ring at centre -2 places. Material 100% fibre glass.Product colour Dark / light blue. Product thickness 5 – 6 mm. Product weight 35 kg. Oars handle height 4.5 ft. Base bottom – 1 ft. PVC and Fibre thickness 3mm.Weight – 2 kg. Oars inner reinforcement 1” dia. PVC with coloured pigments.	19	3	7	66	10	24
Fibre Glass-Coracle	7 ft. diameter, height 1.5 ft. Inner spider reinforcement 1.5” x 8 Nos. Inner metal rings 1” at 4 places. Coracle lifting ring a metal flat with ring at centre -2 places. Material 100% fibre glass.Product colour Dark / light blue. Product thickness 5 – 6 mm. Product weight 45 kg. Oars handle height 4.5 ft. Base bottom – 1 ft. PVC and Fibre thickness 3mm.Weight – 2 kg. Oars inner reinforcement 1” dia. PVC with coloured pigments.	19	2	8	66	7	28
Fibre Glass-Coracle	7.5 ft. diameter, height 1.5 ft. Inner spider reinforcement 1.5” x 8 Nos. Inner metal rings 1” at 4 places. Coracle lifting ring a metal flat with ring at centre -2 places. Material 100% fibre glass. Product colour Dark / light blue. Product thickness 5 – 6 mm. Product weight 55 kg. Oars handle height 4.5 ft. Base bottom – 1 ft. PVC and Fibre thickness 3mm.Weight – 2 kg. Oars inner reinforcement 1” dia. PVC with coloured pigments.	10	13	6	34	45	21

Items	Specifications	Demand for Item			%		
		Yes	No	Not Res ponded	Yes	No	Not Res ponded
Insulated Moulded Ice box	ISI certified 50 litres capacity. Wall thickness of body minimum 2.5mm, Wall thickness of lid minimum 2.2 mm, Puf thickness for body minimum 2.2 mm, lid thickness minimum 30 mm, weight of the insulated box should not be less than 7.5 kg with 2 years warranty.	24	1	4	83	3	14
Iron Weighing Scale	Approved from Weights and Measures Department. 5 kg weighing capacity, along with 2 kg, 1 kg, 500 g, 200 g, 100 g and 50 g weighing butts.	15	6	8	52	21	28
Plastic crate	ISO certified 605mm x 450mmx325mm (LBD) approx. 4.0 kg weighing Corner Double wall Heavy Duty Crate closed type.	22	1	6	76	3	21
Cast net	Code No.0.15, Mesh size 9mm to 600mm, 20MD to 400MD.	13	7	9	45	24	31
Floats	30x60mm PVC	21	6	2	72	21	7
Floats	60x50mm PVC	19	7	3	66	24	10
Sinkers	2mm Thick lead	23	5	1	79	17	3
Nylon dragnet	Code No.1/3, Mesh size 20mm, Depth 4 meter. Double knot and Double selvage.	4	16	9	14	55	31
Nylon dragnet	Code No.2/3, Mesh size 25mm, Depth 4 meter. Double knot and Double selvage.	4	15	10	14	52	34
Nylon dragnet	Code No.2/3, Mesh size 40mm, Depth 4 meter. Double knot and Double selvage.	7	14	8	24	48	28
Nylon dragnet	Code No.0.28, Mesh size 200mm, 35 knots deeper nylon, Double knot and Double selvage.	7	14	8	24	48	28
Nylon bottom rope	HDPE 2mm thick	24	2	3	83	7	10
Nylon Head Rope	5/3 Ply	15	6	8	52	21	28
Nylon Head Rope	6/3 Ply	20	4	5	69	14	17
Nylon monofilament net	Code No.0, Mesh size 24mm 100 MD	8	12	9	28	41	31

Items	Specifications	Demand for Item			%		
		Yes	No	Not Res ponded	Yes	No	Not Res ponded
Nylon monofilament net	Code No.0, Mesh size 25mm 100 MD, Double knot and Double selvage.	13	10	6	45	34	21
Nylon monofilament net	Code No.0.16, Mesh size 115mm 40 MD, Double knot and Double selvage.	23	5	1	79	17	3
Nylon monofilament net	Code No.0.16, Mesh size 25mm 100 MD, Double knot and Double selvage.	10	12	7	34	41	24
Nylon monofilament net	Code No.0.16, Mesh size 38mm 100 MD, Double knot and Double selvage.	6	14	9	21	48	31
Nylon monofilament net	Code No.0.16, Mesh size 46mm 100 MD, Double knot and Double selvage.	8	13	8	28	45	28
Nylon monofilament net	Code No.0.16, Mesh size 48mm 100 MD, Double knot and Double selvage.	7	13	9	24	45	31
Nylon monofilament net	Code No.0.16, Mesh size 50mm 100 MD, Double knot and Double selvage.	7	13	9	24	45	31
Nylon monofilament net	Code No.0.16, Mesh size 80mm 40 MD, Double knot and Double selvage.	10	12	7	34	41	24
Nylon monofilament net	Code No.0.18, Mesh size 100mm 50 MD, Double knot and Double selvage.	22	7	0	76	24	-
Nylon monofilament net	Code No.0.20, Mesh size 115mm 40 MD, Double knot and Double selvage.	16	11	2	55	38	7
Nylon monofilament net	Code No.0.20, Mesh size 50mm 75 MD, Double knot and Double selvage.	6	13	10	21	45	34
Nylon monofilament net	Code No.0.20, Mesh size 52mm 75 MD, Double knot and Double selvage.	7	12	10	24	41	34
Nylon monofilament net	Code No.0.22, Mesh size 150mm 40 MD, Double knot and Double selvage.	11	8	10	38	28	34

Items	Specifications	Demand for Item			%		
		Yes	No	Not Res ponded	Yes	No	Not Res ponded
Nylon monofilament net	Code No.0.23, Mesh size 110mm 40 MD, Double knot and Double selvage.	5	14	10	17	48	34
Nylon monofilament net	Code No.0.23, Mesh size 116mm 40 MD, Double knot and Double selvage.	6	15	8	21	52	28
Nylon monofilament net	Code No.0.23, Mesh size 150mm 40 MD, Double knot and Double selvage.	12	10	7	41	34	24
Nylon monofilament net	Code No.0.23, Mesh size 160mm 35 MD, Double knot and Double selvage.	9	12	8	31	41	28
Nylon monofilament net	Code No.0.23, Mesh size 110mm 40 MD, Double knot and Double selvage.	8	13	8	28	45	28
Nylon monofilament net	Code No.0.23, Mesh size 130mm 40 MD, Double knot and Double selvage.	9	12	8	31	41	28
Nylon monofilament net	Code No.0.23, Mesh size 150mm 40 MD, Double knot and Double selvage.	10	12	7	34	41	24
Nylon monofilament net	Code No.0.28, Mesh size 100mm 40 MD, Double knot and Double selvage.	6	15	8	21	52	28
Nylon monofilament net	Code No.0.28, Mesh size 150mm 40 MD, Double knot and Double selvage.	9	12	8	31	41	28
Nylon monofilament net	Code No.0.28, Mesh size 150mm 40 MD, Double knot and Double selvage.	7	12	10	24	41	34
Nylon Mono-Filament Gill Net	Code No.0.28, Mesh size 200mm 40 MD, Double knot and Double selvage.	6	14	9	21	48	31
Nylon Mono-Filament Net	Code No.28, Mesh size 250mm 40 MD, Double knot and Double selvage.	4	15	10	14	52	34
Nylon Mono-Filament Net	Code No.28, Mesh size 300mm 40 MD, Double knot and Double selvage.	4	16	9	14	55	31
Nylon Mono-Filament Net	Code No.0.16, Mesh size 80mm 40 MD, Double knot and Double selvage.	6	13	10	21	45	34

Items	Specifications	Demand for Item			%		
		Yes	No	Not Res ponded	Yes	No	Not Res ponded
Nylon multi filament net	Code No.1/2", Mesh size 80mm, 50 MD, Double knot and Double selvage.	6	14	9	21	48	31
Nylon multi filament net	Code No.1/2", Mesh size 1 ½", 50 MD, Double knot and Double selvage.	4	15	10	14	52	34
Nylon multi filament net	Code No.1/2", Mesh size 3", 50 MD, Double knot and Double selvage.	3	16	10	10	55	34
Nylon multi filament net	Code No.1/3", Mesh size 2", 50 MD, Double knot and Double selvage.	3	16	10	10	55	34
Nylon multi filament net	Code No.1/3", Mesh size 3 1/3", 50 MD, Double knot and Double selvage.	3	16	10	10	55	34
Nylon multi filament net	Code No.2/3", Mesh size 2 ½", 50 MD, Double knot and Double selvage.	4	15	10	14	52	34
Nylon multi filament net	Code No.2/3", Mesh Size 4", 50 MD , Double knot and Double selvage.	5	14	10	17	48	34
Nylon twine	2/3 Ply	25	3	1	86	10	3
Nylon Mono-Filament Net	Code No.0.16, Mesh size 48mm, 150 MD	8	9	12	28	31	41
Life Jacket	IRS and SOLAS Approved. Colour: High visibility Orange colour fabric size 68x37x10 cms. Floatability 16.5 kg + Accessory: Whistle. Shelflife:5 years, Adjustable buckle with Velcro fitment.	22	3	4	76	10	14

Source: Dept.of Fisheries

Annexure – 26

Opinion of DoF Officials on Demand for the Kit Items by the Beneficiaries

Items	Specifications	Demand for Item	
		Yes	No
Fibre Glass-Coracle	6 ft. diameter, height 1.5 ft. Inner spider reinforcement 1.5” x 6 Nos. Inner metal rings 1” at 4 places. Coracle lifting ring a metal flat with ring at centre -2 places. Material 100% fibre glass. Product colour Dark / light blue. Product thickness 5 – 6 mm. Product weight 35 kg. Oars handle height 4.5 ft. Base bottom – 1 ft. PVC and Fibre thickness 3mm. Weight – 2 kg. Oars inner reinforcement 1” dia. PVC with coloured pigments.	19	3
Fibre Glass-Coracle	7 ft. diameter, height 1.5 ft. Inner spider reinforcement 1.5” x 8 Nos. Inner metal rings 1” at 4 places. Coracle lifting ring a metal flat with ring at centre -2 places. Material 100% fibre glass. Product colour Dark / light blue. Product thickness 5 – 6 mm. Product weight 45 kg. Oars handle height 4.5 ft. Base bottom – 1 ft. PVC and Fibre thickness 3mm. Weight – 2 kg. Oars inner reinforcement 1” dia. PVC with coloured pigments.	19	2
Fibre Glass-Coracle	7.5 ft. diameter, height 1.5 ft. Inner spider reinforcement 1.5” x 8 Nos. Inner metal rings 1” at 4 places. Coracle lifting ring a metal flat with ring at centre -2 places. Material 100% fibre glass. Product colour Dark / light blue. Product thickness 5 – 6 mm. Product weight 55 kg. Oars handle height 4.5 ft. Base bottom – 1 ft. PVC and Fibre thickness 3mm. Weight – 2 kg. Oars inner reinforcement 1” dia. PVC with coloured pigments.	10	13
Insulated Moulded Ice box	ISI certified 50 litres capacity. Wall thickness of body minimum 2.5mm, Wall thickness of lid minimum 2.2 mm, Puf thickness for body minimum 2.2 mm, lid thickness minimum 30 mm, weight of the insulated box should not be less than 7.5 kg with 2 years warranty.	24	1
Iron Weighing Scale	Approved from Weights and Measures Department. 5 kg weighing capacity, along with 2 kg, 1 kg, 500 g, 200 g, 100 g and 50 g weighing butts.	15	6
Plastic crate	ISO certified 605mm x 450mmx325mm (LBD) approx. 4.0 kg weighing Corner Double wall Heavy Duty Crate closed type.	22	1
Cast net	Code No.0.15, Mesh size 9mm to 600mm, 20MD to 400MD.	13	7
Floats	30x60mm PVC	21	6
Floats	60x50mm PVC	19	7
Sinkers	2mm Thick lead	23	5
Nylon dragnet	Code No.1/3, Mesh size 20mm, Depth 4 meter. Double knot and Double selvage.	4	16
Nylon dragnet	Code No.2/3, Mesh size 25mm, Depth 4 meter. Double knot and Double selvage.	4	15

Items	Specifications	Demand for Item	
		Yes	No
Nylon dragnet	Code No.2/3, Mesh size 40mm, Depth 4 meter. Double knot and Double selvage.	7	14
Nylon dragnet	Code No.0.28, Mesh size 200mm, 35 knots deeper nylon, Double knot and Double selvage.	7	14
Nylon bottom rope	HDPE 2mm thick	24	2
Nylon Head Rope	5/3 Ply	15	6
Nylon Head Rope	6/3 Ply	20	4
Nylon monofilament net	Code No.0, Mesh size 24mm 100 MD	8	12
Nylon monofilament net	Code No.0, Mesh size 25mm 100 MD, Double knot and Double selvage.	13	10
Nylon monofilament net	Code No.0.16, Mesh size 115mm 40 MD, Double knot and Double selvage.	23	5
Nylon monofilament net	Code No.0.16, Mesh size 25mm 100 MD, Double knot and Double selvage.	10	12
Nylon monofilament net	Code No.0.16, Mesh size 38mm 100 MD, Double knot and Double selvage.	6	14
Nylon monofilament net	Code No.0.16, Mesh size 46mm 100 MD, Double knot and Double selvage.	8	13
Nylon monofilament net	Code No.0.16, Mesh size 48mm 100 MD, Double knot and Double selvage.	7	13
Nylon monofilament net	Code No.0.16, Mesh size 50mm 100 MD, Double knot and Double selvage.	7	13
Nylon monofilament net	Code No.0.16, Mesh size 80mm 40 MD, Double knot and Double selvage.	10	12
Nylon monofilament net	Code No.0.18, Mesh size 100mm 50 MD, Double knot and Double selvage.	22	7
Nylon monofilament net	Code No.0.20, Mesh size 115mm 40 MD, Double knot and Double selvage.	16	11
Nylon monofilament net	Code No.0.20, Mesh size 50mm 75 MD, Double knot and Double selvage.	6	13

Items	Specifications	Demand for Item	
		Yes	No
Nylon monofilament net	Code No.0.20, Mesh size 52mm 75 MD, Double knot and Double selvage.	7	12
Nylon monofilament net	Code No.0.22, Mesh size 150mm 40 MD, Double knot and Double selvage.	11	8
Nylon monofilament net	Code No.0.23, Mesh size 110mm 40 MD, Double knot and Double selvage.	5	14
Nylon monofilament net	Code No.0.23, Mesh size 116mm 40 MD, Double knot and Double selvage.	6	15
Nylon monofilament net	Code No.0.23, Mesh size 150mm 40 MD, Double knot and Double selvage.	12	10
Nylon monofilament net	Code No.0.23, Mesh size 160mm 35 MD, Double knot and Double selvage.	9	12
Nylon monofilament net	Code No.0.23, Mesh size 110mm 40 MD, Double knot and Double selvage.	8	13
Nylon monofilament net	Code No.0.23, Mesh size 130mm 40 MD, Double knot and Double selvage.	9	12
Nylon monofilament net	Code No.0.23, Mesh size 150mm 40 MD, Double knot and Double selvage.	10	12
Nylon monofilament net	Code No.0.28, Mesh size 100mm 40 MD, Double knot and Double selvage.	6	15
Nylon monofilament net	Code No.0.28, Mesh size 150mm 40 MD, Double knot and Double selvage.	9	12
Nylon monofilament net	Code No.0.28, Mesh size 150mm 40 MD, Double knot and Double selvage.	7	12
Nylon Mono-Filament Gill Net	Code No.0.28, Mesh size 200mm 40 MD, Double knot and Double selvage.	6	14
Nylon Mono-Filament Net	Code No.28, Mesh size 250mm 40 MD, Double knot and Double selvage.	4	15
Nylon Mono-Filament Net	Code No.28, Mesh size 300mm 40 MD, Double knot and Double selvage.	4	16
Nylon Mono-Filament Net	Code No.0.16, Mesh size 80mm 40 MD, Double knot and Double selvage.	6	13

Items	Specifications	Demand for Item	
		Yes	No
Nylon multi filament net	Code No.1/2", Mesh size 80mm, 50 MD, Double knot and Double selvage.	6	14
Nylon multi filament net	Code No.1/2", Mesh size 1 ½", 50 MD, Double knot and Double selvage.	4	15
Nylon multi filament net	Code No.1/2", Mesh size 3", 50 MD, Double knot and Double selvage.	3	16
Nylon multi filament net	Code No.1/3", Mesh size 2", 50 MD, Double knot and Double selvage.	3	16
Nylon multi filament net	Code No.1/3", Mesh size 3 1/3", 50 MD, Double knot and Double selvage.	3	16
Nylon multi filament net	Code No.2/3", Mesh size 2 ½", 50 MD, Double knot and Double selvage.	4	15
Nylon multi filament net	Code No.2/3", Mesh Size 4", 50 MD , Double knot and Double selvage.	5	14
Nylon twine	2/3 Ply	25	3
Nylon Mono-Filament Net	Code No.0.16, Mesh size 48mm, 150 MD	8	9
Life Jacket	IRS and SOLAS Approved. Colour: High visibility Orange colour fabric size 68x37x10 cms. Floatability 16.5 kg + Accessory: Whistle. Shelflife:5 years, Adjustable buckle with Velcro fitment.	22	3

Annexure – 27

Details of Least Preferred Items of FRK and items of kit to be done away with

Items	Specifications	Least Preferred Items	% of Least Preferred Items
Fibre Glass-Coracle	6 ft. diameter, height 1.5 ft. Inner spider reinforcement 1.5” x 6 Nos. Inner metal rings 1” at 4 places. Coracle lifting ring a metal flat with ring at centre -2 places. Material 100% fibre glass. Product colour Dark / light blue. Product thickness 5 – 6 mm. Product weight 35 kg. Oars handle height 4.5 ft. Base bottom – 1 ft. PVC and Fibre thickness 3mm.Weight – 2 kg. Oars inner reinforcement 1” dia. PVC with coloured pigments.	3	10
Fibre Glass-Coracle	7 ft. diameter, height 1.5 ft. Inner spider reinforcement 1.5” x 8 Nos. Inner metal rings 1” at 4 places. Coracle lifting ring a metal flat with ring at centre -2 places. Material 100% fibre glass. Product colour Dark / light blue. Product thickness 5 – 6 mm. Product weight 45 kg. Oars handle height 4.5 ft. Base bottom – 1 ft. PVC and Fibre thickness 3mm.Weight – 2 kg. Oars inner reinforcement 1” dia. PVC with coloured pigments.	2	7
Fibre Glass-Coracle	7.5 ft. diameter, height 1.5 ft. Inner spider reinforcement 1.5” x 8 Nos. Inner metal rings 1” at 4 places. Coracle lifting ring a metal flat with ring at centre -2 places. Material 100% fibre glass. Product colour Dark / light blue. Product thickness 5 – 6 mm. Product weight 55 kg. Oars handle height 4.5 ft. Base bottom – 1 ft. PVC and Fibre thickness 3mm.Weight – 2 kg. Oars inner reinforcement 1” dia. PVC with coloured pigments.	13	45
Insulated Moulded Ice box	ISI certified 50 litres capacity. Wall thickness of body minimum 2.5mm, Wall thickness of lid minimum 2.2 mm, Puf thickness for body minimum 2.2 mm, lid thickness minimum 30 mm, weight of the insulated box should not be less than 7.5 kg with 2 years warranty.	1	3
Iron Weighing Scale	Approved from Weights and Measures Department. 5 kg weighing capacity, along with 2 kg, 1 kg, 500 g, 200 g, 100 g and 50 g weighing butts.	6	21
Plastic crate	ISO certified 605mm x 450mmx325mm (LBD) approx. 4.0 kg weighing Corner Double wall Heavy Duty Crate closed type.	1	3
Cast net	Code No.0.15, Mesh size 9mm to 600mm, 20MD to 400MD.	7	24

Items	Specifications	Least Preferred Items	% of Least Preferred Items
Floats	30x60mm PVC	6	21
Floats	60x50mm PVC	7	24
Sinkers	2mm Thick lead	5	17
Nylon dragnet	Code No.1/3, Mesh size 20mm, Depth 4 meter. Double knot and Double selvage.	16	55
Nylon dragnet	Code No.2/3, Mesh size 25mm, Depth 4 meter. Double knot and Double selvage.	15	52
Nylon dragnet	Code No.2/3, Mesh size 40mm, Depth 4 meter. Double knot and Double selvage.	14	48
Nylon dragnet	Code No.0.28, Mesh size 200mm, 35 knots deeper nylon, Double knot and Double selvage.	14	48
Nylon bottom rope	HDPE 2mm thick	2	7
Nylon Head Rope	5/3 Ply	6	21
Nylon Head Rope	6/3 Ply	4	14
Nylon monofilament net	Code No.0, Mesh size 24mm 100 MD	12	41
Nylon monofilament net	Code No.0, Mesh size 25mm 100 MD, Double knot and Double selvage.	10	34
Nylon monofilament net	Code No.0.16, Mesh size 115mm 40 MD, Double knot and Double selvage.	5	17
Nylon monofilament net	Code No.0.16, Mesh size 25mm 100 MD, Double knot and Double selvage.	12	41
Nylon monofilament net	Code No.0.16, Mesh size 38mm 100 MD, Double knot and Double selvage.	14	48
Nylon monofilament net	Code No.0.16, Mesh size 46mm 100 MD, Double knot and Double selvage.	13	45
Nylon monofilament net	Code No.0.16, Mesh size 48mm 100 MD, Double knot and Double selvage.	13	45
Nylon monofilament net	Code No.0.16, Mesh size 50mm 100 MD, Double knot and Double selvage.	13	45

Items	Specifications	Least Preferred Items	% of Least Preferred Items
net			
Nylon monofilament net	Code No.0.16, Mesh size 80mm 40 MD, Double knot and Double selvage.	12	41
Nylon monofilament net	Code No.0.18, Mesh size 100mm 50 MD, Double knot and Double selvage.	7	24
Nylon monofilament net	Code No.0.20, Mesh size 115mm 40 MD, Double knot and Double selvage.	11	38
Nylon monofilament net	Code No.0.20, Mesh size 50mm 75 MD, Double knot and Double selvage.	13	45
Nylon monofilament net	Code No.0.20, Mesh size 52mm 75 MD, Double knot and Double selvage.	12	41
Nylon monofilament net	Code No.0.22, Mesh size 150mm 40 MD, Double knot and Double selvage.	8	28
Nylon monofilament net	Code No.0.23, Mesh size 110mm 40 MD, Double knot and Double selvage.	14	48
Nylon monofilament net	Code No.0.23, Mesh size 116mm 40 MD, Double knot and Double selvage.	15	52
Nylon monofilament net	Code No.0.23, Mesh size 150mm 40 MD, Double knot and Double selvage.	10	34
Nylon monofilament net	Code No.0.23, Mesh size 160mm 35 MD, Double knot and Double selvage.	12	41
Nylon monofilament net	Code No.0.23, Mesh size 110mm 40 MD, Double knot and Double selvage.	13	45
Nylon monofilament net	Code No.0.23, Mesh size 130mm 40 MD, Double knot and Double selvage.	12	41
Nylon monofilament net	Code No.0.23, Mesh size 150mm 40 MD, Double knot and Double selvage.	12	41

Items	Specifications	Least Preferred Items	% of Least Preferred Items
Nylon monofilament net	Code No.0.28, Mesh size 100mm 40 MD, Double knot and Double selvage.	15	52
Nylon monofilament net	Code No.0.28, Mesh size 150mm 40 MD, Double knot and Double selvage.	12	41
Nylon monofilament net	Code No.0.28, Mesh size 150mm 40 MD, Double knot and Double selvage.	12	41
Nylon Mono-Filament Gill Net	Code No.0.28, Mesh size 200mm 40 MD, Double knot and Double selvage.	14	48
Nylon Mono-Filament Net	Code No.28, Mesh size 250mm 40 MD, Double knot and Double selvage.	15	52
Nylon Mono-Filament Net	Code No.28, Mesh size 300mm 40 MD, Double knot and Double selvage.	16	55
Nylon Mono-Filament Net	Code No.0.16, Mesh size 80mm 40 MD, Double knot and Double selvage.	13	45
Nylon multi filament net	Code No.1/2", Mesh size 80mm, 50 MD, Double knot and Double selvage.	14	48
Nylon multi filament net	Code No.1/2", Mesh size 1 1/2", 50 MD, Double knot and Double selvage.	15	52
Nylon multi filament net	Code No.1/2", Mesh size 3", 50 MD, Double knot and Double selvage.	16	55
Nylon multi filament net	Code No.1/3", Mesh size 2", 50 MD, Double knot and Double selvage.	16	55
Nylon multi filament net	Code No.1/3", Mesh size 3 1/3", 50 MD, Double knot and Double selvage.	16	55
Nylon multi filament net	Code No.2/3", Mesh size 2 1/2", 50 MD, Double knot and Double selvage.	15	52
Nylon multi filament net	Code No.2/3", Mesh Size 4", 50 MD, Double knot and Double selvage.	14	48
Nylon twine	2/3 Ply	3	10
Nylon Mono-Filament Net	Code No.0.16, Mesh size 48mm, 150 MD	9	31
Life Jacket	IRS and SOLAS Approved. Colour: High visibility Orange colour fabric size 68x37x10 cms. Floatability 16.5 kg + Accessory: Whistle. Shelf life: 5 years, Adjustable buckle with Velcro fitment.	3	10

Details of target, application received and sanctioned during Study Period (2009-10 to 2013-14)

Zone	District	City/Town	2009-10			2010-11			2011-12			2012-13			2013-14		
			Target	Sancd.	Relea sed	Target	Sancd.	Relea sed	Target	Sancd.	Relea sed	Target	Sancd.	Relea sed	Target	Sancd.	Releas ed
Bengaluru	Bengaluru Rural	Doddaballapura	-	-	-	0.15	0.15	0.15	1.35	1.35	1.35	-	-	-	1.30	1.30	1.30
		Devanahalli	0.65	0.65	0.65	0.20	0.20	0.20	1.30	1.30	1.30	1.25	1.25	1.25	1.20	1.30	1.30
		Total	0.65	0.65	0.65	0.35	0.35	0.35	2.65	2.65	2.65	1.25	1.25	1.25	2.50	2.60	2.60
	Chikkaballapur	Bagepalli										1.35	1.35	1.35	1.50	1.50	1.50
		Chintamani	25.00	1.25	1.25	11.00	0.55	0.55	46.00	2.30	2.30	27.00	1.35	1.35	15.00	1.50	1.50
		Gauribidanur	1.20	1.20	1.20	0.65	0.65	0.65	2.05	2.05	2.05	1.79	1.79	1.79	2.49	2.49	2.49
		Gudibanda	1.15	1.15	1.15	0.30	0.30	0.30	1.15	1.15	1.15	1.60	1.60	1.60	1.58	1.58	1.58
		Sidlaghatta	24.00	1.20	1.20	10.00	0.50	0.50	26.00	1.30	1.30	27.00	1.35	1.35	12.00	1.20	1.20
		Total	51.35	4.80	4.80	21.95	2.00	2.00	75.20	6.80	6.80	58.74	7.44	7.44	32.57	8.27	8.27
		BengaluruZone Total	53.70	7.15	7.15	24.20	4.25	4.25	81.40	13.00	13.00	64.74	13.44	13.44	40.17	15.97	15.97
Kolar	Kolar	0.55	0.55	0.55	1.00	1.00	1.00	0.85	0.85	0.85	1.50	1.50	1.50	1.30	1.30	1.30	
	Srinivaspur	0.55	0.55	0.55	-	-	-	0.55	0.55	0.55	1.00	1.00	1.00	1.30	1.30	1.30	
	Total	1.10	1.10	1.10	1.00	1.00	1.00	1.40	1.40	1.40	2.50	2.50	2.50	2.60	2.60	2.60	
	Total	0.60	0.60	0.60	0.90	0.90	0.90	2.15	2.15	2.15	2.25	2.25	2.25	2.50	2.50	2.50	
Ramanagaram	Magadi	0.60	0.60	0.60	0.90	0.90	0.90	2.15	2.15	2.15	2.25	2.25	2.25	2.50	2.50	2.50	
	Total	0.60	0.60	0.60	0.90	0.90	0.90	2.15	2.15	2.15	2.25	2.25	2.25	2.50	2.50	2.50	
Belagavi	Belagavi	Athani	-	-	-	4.00	4.00	0.20	32.00	32.00	0.67	21.00	21.00	2.10	31.00	31.00	2.40
		Bailahongal	0.40	0.40	0.40	0.35	0.35	0.35	2.60	2.60	2.60	1.50	1.50	1.50	0.60	0.60	0.60
		Belagavi	0.25	0.25	0.25	0.25	0.25	0.25	1.00	1.00	1.00	3.25	3.25	3.25	0.75	0.75	0.75
		Chikodi	-	-	-	4.00	4.00	0.20	52.00	52.00	1.10	67.00	67.00	2.90	19.00	19.00	1.39
		Gokak	-	-	-	-	-	-	1.00	1.00	1.00	-	-	-	-	-	-
		Hukkeri	24.00	24.00	1.20	4.00	4.00	0.20	59.00	59.00	2.95	96.00	96.00	6.48	10.00	10.00	0.74
		Khanapur	0.15	0.15	0.15	0.20	0.20	0.20	0.75	0.75	0.75	0.50	0.50	0.50	0.70	0.70	0.70
		Ramdurg	28.00	28.00	1.40	3.00	3.00	0.15	25.00	25.00	1.25	74.00	74.00	2.74	26.00	26.00	1.55
		Raybag	-	-	-	4.00	4.00	0.20	49.00	49.00	2.45	36.00	36.00	3.12	10.00	10.00	0.74
		Saundatti	0.70	0.70	0.70	0.40	0.40	0.40	2.25	2.25	2.25	2.00	2.00	2.00	0.60	0.60	0.60
Total	53.50	53.50	4.10	20.20	20.20	2.15	224.60	224.60	16.02	301.25	301.25	24.59	98.65	98.65	9.47		
Gadag	Gadag-Betigeri	0.50	0.50	0.50	0.15	0.15	0.15	0.75	0.75	0.75	0.50	0.50	0.50	0.60	0.60	0.60	

Zone	District	City/Town	2009-10			2010-11			2011-12			2012-13			2013-14		
			Target	Sancd.	Releas ed	Target	Sancd.	Releas ed	Target	Sancd.	Releas ed	Target	Sancd.	Releas ed	Target	Sancd.	Releas ed
		Nargund	0.50	0.50	0.50	0.15	0.15	0.15	0.50	0.50	0.50	0.50	0.50	0.50	0.60	0.60	0.60
		Mundargi	1.05	1.05	1.05	0.75	0.75	0.75	2.00	2.00	2.00	1.50	1.50	1.50	1.50	1.50	1.50
		Ron	1.00	1.00	1.00	0.15	0.15	0.15	1.50	1.50	1.50	1.00	1.00	1.00	1.00	1.00	1.00
		Shirahatti	1.05	1.05	1.05	0.75	0.75	0.75	2.00	2.00	2.00	1.50	1.50	1.50	1.50	1.50	1.50
		Total	4.10	4.10	4.10	1.95	1.95	1.95	6.75	6.75	6.75	5.00	5.00	5.00	5.20	5.20	5.20
	Haveri	Ranibennur	-	-	-	0.50	0.50	0.50	1.45	1.45	1.45	1.50	1.50	1.50	0.40	0.40	0.40
		Hirekerur	-	-	-	0.75	0.75	0.75	1.95	1.95	1.95	1.75	1.75	1.75	0.80	0.80	0.80
		Total	-	-	-	1.25	1.25	1.25	3.40	3.40	3.40	3.25	3.25	3.25	1.20	1.20	1.20
		Belagavi Zone Total	57.60	57.60	8.20	23.40	23.40	5.35	234.75	234.75	26.17	309.50	309.50	32.84	105.05	105.05	15.87
Ballari	Ballari	Hospet	0.50	0.50	0.50	0.35	0.35	0.35	4.70	4.70	4.70	6.25	6.25	6.25	1.50	1.50	1.50
		Sanduru	0.85	0.85	0.85	-	-	-	1.75	1.75	1.75	2.50	2.50	2.50	1.40	1.40	1.40
		Total	1.35	1.35	1.35	0.35	0.35	0.35	6.45	6.45	6.45	8.75	8.75	8.75	2.90	2.90	2.90
	Bidar	Aurad	0.70	0.70	0.70	0.10	0.10	0.10	2.40	2.40	2.40	2.50	2.50	2.50	1.80	1.80	1.80
		Basavakalyan	0.65	0.65	0.65	0.30	0.30	0.30	2.20	2.20	2.20	2.05	2.05	2.05	1.80	1.80	1.80
		Bidar	0.75	0.75	0.75	0.40	0.40	0.40	1.55	1.55	1.55	3.00	3.00	3.00	2.40	2.40	2.40
		Bhalki	0.60	0.60	0.60	0.10	0.10	0.10	2.25	2.25	2.25	1.75	1.75	1.75	1.80	1.80	1.80
		Homnabad	0.65	0.65	0.65	0.10	0.10	0.10	1.05	1.05	1.05	1.95	1.95	1.95	1.70	1.70	1.70
		Total	3.35	3.35	3.35	1.00	1.00	1.00	9.45	9.45	9.45	11.25	11.25	11.25	9.50	9.50	9.50
	Koppal	Gangawati	1.50	1.50	1.50	0.70	0.70	0.70	8.05	8.05	8.05	5.35	5.35	5.35	6.30	6.30	6.30
		Koppal	1.80	1.80	1.80	0.30	0.30	0.30	2.70	2.70	2.70	3.60	3.60	3.60	3.20	3.20	3.20
		Kushtagi	0.75	0.75	0.75	0.30	0.30	0.30	-	-	-	-	-	-	-	-	-
		Total	4.05	4.05	4.05	1.30	1.30	1.30	10.75	10.75	10.75	8.95	8.95	8.95	9.50	9.50	9.50
	Raichur	Lingsugur	0.75	0.75	0.75	0.75	0.75	0.75	4.55	4.55	2.25	2.25	2.25	2.25	5.40	5.40	5.40
		Total	0.75	0.75	0.75	0.75	0.75	0.75	4.55	4.55	2.25	2.25	2.25	2.25	5.40	5.40	5.40
	Yadgir	Shahpur	1.50	1.50	1.50	0.30	0.30	0.30	3.25	3.25	3.25	2.50	2.50	2.50	4.00	4.00	4.00
		Shorapur	0.30	0.30	0.30	0.20	0.20	0.20	1.90	1.90	1.90	2.50	2.50	2.50	2.00	2.00	2.00
		Total	1.80	1.80	1.80	0.50	0.50	0.50	5.15	5.15	5.15	5.00	5.00	5.00	6.00	6.00	6.00
		Ballari Zone Total	11.30	11.30	11.30	3.90	3.90	3.90	36.35	36.35	34.05	36.20	36.20	36.20	33.30	33.30	33.30
Mysuru	Mandya	Mandya	0.60	0.60	0.60	0.68	0.68	0.68	3.05	3.05	3.05	3.70	3.70	3.70	2.61	2.61	2.61
		Malavalli	1.45	1.45	1.45	1.00	1.00	1.00	4.05	4.05	4.05	5.20	5.20	5.20	2.70	2.70	2.70

Zone	District	City/Town	2009-10			2010-11			2011-12			2012-13			2013-14		
			Target	Sancd.	Releas ed	Target	Sancd.	Releas ed	Target	Sancd.	Releas ed	Target	Sancd.	Releas ed	Target	Sancd.	Releas ed
		Krishnarajpet	0.50	0.50	0.50	0.98	0.98	0.98	2.74	2.74	2.74	4.10	4.10	4.10	4.00	4.00	4.00
		Total	2.55	2.55	2.55	2.66	2.66	2.66	9.84	9.84	9.84	13.00	13.00	13.00	9.31	9.31	9.31
		Mysuru Zone Total	2.55	2.55	2.55	2.66	2.66	2.66	9.84	9.84	9.84	13.00	13.00	13.00	9.31	9.31	9.31
Shivamogga	Chitradurga	Chitradurga	-	-	-	-	-	-	2.25	2.25	2.25	2.15	2.15	2.15	1.50	1.50	1.50
		Challakere	-	-	-	0.25	0.25	0.25	2.30	2.30	2.30	2.45	2.45	2.45	1.60	1.60	1.60
		Hiriyur	3.05	3.05	3.05	0.30	0.30	0.30	2.20	2.20	2.20	2.15	2.15	2.15	1.50	1.50	1.50
		Holalkere	0.86	0.86	0.86	0.60	0.60	0.60	2.48	2.48	2.48	2.30	2.30	2.30	1.70	1.70	1.70
		Hosdurga	0.65	0.65	0.65	0.50	0.50	0.50	1.87	1.87	1.87	1.80	1.80	1.80	1.30	1.30	1.30
		Molakalmuru	0.25	0.25	0.25	0.25	0.25	0.25	2.30	2.30	2.30	2.20	2.20	2.20	1.60	1.60	1.60
		Total	4.81	4.81	4.81	1.90	1.90	1.90	13.40	13.40	13.40	13.05	13.05	13.05	9.20	9.20	9.20
	Davanagere	Davanagere	4.25	4.25	4.25	0.70	0.70	0.70	3.20	3.20	3.20	3.25	3.25	3.25	2.00	2.00	2.00
		Harihar	-	-	-	-	-	-	-	-	-	1.75	1.75	1.75	1.70	1.70	1.70
		Channagiri	0.40	0.40	0.40	0.25	0.25	0.25	1.75	1.75	1.75	2.00	2.00	2.00	0.70	0.70	0.70
		Harpanahalli	28.00	1.40	1.40	15.00	0.80	0.80	37.00	1.85	1.85	50.00	2.50	2.50	18.00	1.80	1.80
		Honnali	1.47	1.47	1.47	0.99	0.99	0.99	2.30	2.30	2.30	3.60	3.60	3.60	2.50	2.50	2.50
		Jagalur	0.20	0.20	0.20	0.15	0.15	0.15	1.95	1.95	1.95	2.00	2.00	2.00	1.40	1.40	1.40
		Total	34.32	7.72	7.72	17.09	2.89	2.89	46.20	11.05	11.05	62.60	15.10	15.10	26.30	10.10	10.10
	Hassan	Hassan	1.60	1.60	1.60	0.50	0.50	0.50	3.80	3.80	3.80	3.00	3.00	3.00	1.55	1.55	1.55
		Arsikere	0.30	0.30	0.30	0.45	0.45	0.45	3.75	3.75	3.75	3.60	3.60	3.60	1.30	1.30	1.30
		Channarayapattana	0.45	0.45	0.45	-	-	-	4.45	4.45	4.45	3.55	3.55	3.55	2.00	2.00	2.00
		Sakleshpur	-	-	-	-	-	-	-	-	-	0.65	0.65	0.65	0.80	0.80	0.80
		Alur	0.35	0.35	0.35	0.10	0.10	0.10	2.20	2.20	2.20						
		Belur	0.50	0.50	0.50	0.75	0.75	0.75	3.25	3.25	3.25	3.45	3.45	3.45	2.80	2.80	2.80
		Total	3.20	3.20	3.20	1.80	1.80	1.80	17.45	17.45	17.45	14.25	14.25	14.25	8.45	8.45	8.45
	Shivamogga	Sagar	0.10	0.10	0.10	0.20	0.20	0.20	1.00	1.00	1.00	0.90	0.90	0.90	1.40	1.40	1.40
		Shivamogga	2.55	2.55	2.55	1.65	1.65	1.65	5.05	5.05	5.05	4.10	4.10	4.10	2.30	2.30	2.30
		Hosanagara	0.15	0.15	0.15	0.10	0.10	0.10	0.70	0.70	0.70	0.50	0.50	0.50	0.90	0.90	0.90
		Shikaripura	0.50	0.50	0.50	0.45	0.45	0.45	4.75	4.75	4.75	4.25	4.25	4.25	2.80	2.80	2.80
		Sorab	0.40	0.40	0.40	0.35	0.35	0.35	0.35	0.35	0.35	1.35	1.35	1.35	1.10	1.10	1.10
		Tirthahalli	0.10	0.10	0.10	0.10	0.10	0.10	1.05	1.05	1.05	0.80	0.80	0.80	1.70	1.70	1.70
		Total	3.80	3.80	3.80	2.85	2.85	2.85	12.90	12.90	12.90	11.90	11.90	11.90	10.20	10.20	10.20

Zone	District	City/Town	2009-10			2010-11			2011-12			2012-13			2013-14		
			Target	Sancd.	Releas ed	Target	Sancd.	Releas ed	Target	Sancd.	Releas ed	Target	Sancd.	Releas ed	Target	Sancd.	Releas ed
		Shivamogga Zone Total	46.13	19.53	19.53	23.64	9.44	9.44	89.95	54.80	54.80	101.80	54.30	54.30	54.15	37.95	37.95
Uttara Kannada	Uttara Kannada	Kumta										6.95	6.95	6.95	3.80	3.80	3.80
		Uttara Kannada Total	-	-	-	-	-	-	-	-	-	6.95	6.95	6.95	3.80	3.80	3.80
		Uttara Kannada Zone Total	-	-	-	-	-	-	-	-	-	6.95	6.95	6.95	3.80	3.80	3.80
		Grand Total - All Zones	171.28	98.13	48.73	77.80	43.65	25.60	452.29	348.74	137.86	532.19	433.39	156.73	245.78	205.38	116.20

Source: Dept.of Fisheries

Annexure – 29 (a)

Questionnaire for End Beneficiary (Fisher Folk)

District : _____ **Taluk :** _____ **Village:** _____

Gram Panchayat : _____ **Constituency :** _____

Name of the Scheme : Distribution of Fishery Requisite Kits

1.	Name of the Beneficiary Address			Gender	
				Male	Female
				Age	
				< 60 yrs.	> 60 yrs.
		Contact Number			
2.	Social Category	SC/ST/OBC/BCM/PH			
3.	Indicate your economic status	APL		BPL	
	If BPL,	Card Registration NO:		Other Source (Income Certificate, Application to Card Issuing Authority)	
4.	Education	Literate		Illiterate	
		Up to SSLC	PUC	Degree	PG & Above
5.	Are you a member of FCS (from last 3 yrs)	Yes/No	Name & Adds. of FCS		
6.	Are you aware of Govt. Subsidy scheme for Distribution of Fishery Requisite Kits				Yes / No
a)	Are you satisfied with the selection criteria of this scheme	Yes / No /not aware		If No, pl. give reasons :	
7	How many times you have availed the benefit of fishery kit under this scheme	<input type="checkbox"/>	One	<input type="checkbox"/>	Two

8	What are the major items received under the kit (Pl. tic in the list given)				
Opinion of beneficiary about the quality of the items supplied under the scheme					
		Items	Quality		
		1.	Good	Average	Poor
		2.	Good	Average	Poor
		3.	Good	Average	Poor
		4.	Good	Average	Poor
		5.	Good	Average	Poor
8.	Was there any kind of pressure to choose only certain item from the kit?	Yes / No			
9	If yes, what are the items				
9.	Is there any item in the kit, not necessary? Which are these items? (pl. mention)	1. 2. 3.			
10.	Opinion on the amount of subsidy of Rs.10,000/-	More	Enough	Less	
10a)	How many members of the household received the benefit under the scheme? (Nos.)			
10b)	Access to welfare benefits by any family of members (Nos.)	Old Age Pension Disabled Pension General Insurance Dept Scheme	Widow Pension Health Insurance Other(House/plot)		
11.	Does the scheme help the beneficiary in reducing the cost on the items used in fishing?	Yes / No If Yes, What are those items 1. 2. 3.	What is the amt. saved, item-wise (in Rs) 1. 2. 3.		
12.	Does the scheme helped the beneficiary? to increase in - -				
	a) frequency of fishing	Yes / No	If yes,.....(no.of times) Before, If yes,..... (no.of times)After		
	b) Catch Per Unit Effort	Yes / No			
	c) Annual fish catch	Yes / No	If yes , (in %)		
	d) Earnings	Yes / No	If yes, (in Rs.)		
	e) Socio economic conditions	Yes / No			
13	Is there any need/necessary to provide fishery requisite kits every year	Yes / No			

14	<p>Is this fishery requisite kit scheme</p> <p>a) making a beneficiary confident</p> <p>b) providing handholding support</p> <p>c) more dependent on Govt. assistance</p>	<p>Yes / No</p> <p>Yes / No</p> <p>Yes / No</p>
15	<p>Should the scheme be recommended for continuation?</p>	<p>Yes or No, reasons for your opinion</p> <p>1.</p> <p>2.</p>

Signature and Name of the Enumerator

Annexure – 29 (b)

Schedule for Implementing Agency (DoF)

District : _____

Taluk : _____

Name of the Scheme: Distribution of Fishery Requisite Kits

1.	Name of the Officer, Designation Address Tel.: (Office) Mobile : email ID :		
2.	Criterias followed for selection of beneficiary	1	
		2	
		3	
		4	
		5 Any other	
3.	Opinion on Criteria for selection of beneficiaries	Appropriate	Inappropriate
a)	The beneficiary should be actively in fishing		
b)	Beneficiary should be member of FCS – from last 3 yrs.		
c)	Beneficiary should possess the fishing license for inland or reservoir fishing – for at least 3 yrs.		
4.	Would you suggest any other criteria for eligibility?		
5.	Out of the existing criteria, which criteria do you think can be dropped ?		
6.	What is the process of inclusion of an applicant as beneficiary? Is there a criteria to do so? What are they? If no, what should it be ?		

7	Cost of complete kit a fisher person has to have for fishing in inland waters		
	Inland water bodies		Cost of fishing kit (in Rs.)
	a) Small ponds		
	b) Tanks		
	c) Reservoirs		
	d) Flowing water bodies		
8.	Is this subsidy amount sufficient and desirable	Yes / No	
8a.	If No, what is the amount required	Amount in Rs.....	
9	How many beneficiaries are covered in a year (2009 -10 to 2013-14)	Nos.	
9a.	How many beneficiaries are covered (1 st Assistance) (2009 -10 to 2013-14)	Nos.	
9b.	How many beneficiaries have applied for (2 nd Assistance) (2009-10to2013-14)	Nos.	
10.	How many families are covered each year (2009 -10 to 2013-14)	Nos.	
10a.	How many families have applied for 2 nd Assistance (2009 -10 to 2013-14)	Nos.	
11	What changes has it made in beneficiaries life? (perception of DM)		
11a.	If No, why no benefit to beneficiary?		
12.	Should the scheme be recommended for continuation?	Yes	No
12a.	Reasons for your recommendation		
13.	How can this scheme be made more friendly to the beneficiary?		

Name and Designation of the Officer

Annexure – 29 (c)

Schedule for FCS & other stakeholders

District : _____ **Taluk :** _____

Name of the Scheme : Distribution of Fishery Requisite Kits

1.	Name of the FCS					
2.	Designation of FCS member	President	VP	Secy.,	Treasurer	Executive Member
	Address					
	Tel.: (Office)					
	Mobile :					
2.	Are you aware of Govt. Subsidy Scheme for purchase of fishery requisite kit & distributed to beneficiaries	Yes/No				
3.	Have you received any complaints from your beneficiary member regarding the selection criteria of this scheme	Yes/No				
	If yes, which is that criteria / complaint ?					
3.	Opinion of your beneficiary member about the quality of items received under this scheme					
	Items			Quality		
i)				Good	Average	Poor
ii).				Good	Average	Poor
iii)				Good	Average	Poor
4.	Is there any items in the kit least preferred by your beneficiary member which need to be removed, which are these items, pls. mention					
a)						
b)						
c)						
5.	What amount of subsidy does the scheme provided to your beneficiary member to purchase the kit	-----amt in Rs.				
	Is this subsidy amount sufficient ?	Yes / No.				

6.	Whether the fisheries requisite kits are distributed to the beneficiaries in a public function in presence of elected representatives	Yes / No
7	Is there any need to provide assistance to beneficiary member after 3 yrs. (after 1 st assistance is provided in this scheme)–when there are many, who are not covered in the 1 st time assistance itself.	Yes / No
8	Whether all the active members / society are covered or not ?	Yes / No
9	Should the scheme be recommended for continuation ?	Yes or No, reasons for your opinion 1. 2.

Name & Designation of the FCS member

Name & Signature of the Enumerator

Annexure - 30

Zone-wise, District-wise Details of Sample Beneficiaries

Sl. No.	Name of the District	Name of the Taluk	No.of Sample Beneficiaries Covered	Male	%	Female	%
1	Bengaluru Rural	Doddaballapur	30	26	86.67	4	13.33
2	Ramanagara	Magadi	28	20	71.43	8	28.57
3		Kanakapura	18	10	55.56	8	44.44
4	Bengaluru Urban	Bengaluru North	25	20	80.00	5	20.00
5		Bengaluru East	25	18	72.00	7	28.00
6	Kolar	Kolar	25	20	80.00	5	20.00
7		Malur	25	23	92.00	2	8.00
8		Mulbagal	25	21	84.00	4	16.00
9		Srinivasapura	20	20	100.00	0	-
10	Chikkaballapura	Gauribidnur	25	23	92.00	2	8.00
11	Tumakuru	Madhugiri	15	15	100.00	0	-
12		Koratagere	20	15	75.00	5	25.00
	Bengaluru Division Total		281	230	82	51	18
13	Belagavi	Belagavi	16	16	100.00	0	-
14		Hukkeri	13	13	100.00	0	-
15		Raibagh	15	15	100.00	0	-
16		Khanapur	5	5	100.00	0	-
17	Vijayapura	Basavana Bagewadi	13	13	100.00	0	-
18		Muddebihal	10	6	60.00	4	40.00
19	Bagalkote	Badami	20	13	65.00	7	35.00
20		Hunagunda	10	10	100.00	0	-
21	Dharwad	Dharwad	10	10	100.00	0	-

Sl. No.	Name of the District	Name of the Taluk	No.of Sample Beneficiaries Covered	Male	%	Female	%
22		Kalaghatagi	30	26	86.67	4	13.33
23	Haveri	Ranebennur	20	20	100.00	0	-
24	Gadag	Naragunda	18	18	100.00	0	-
	Belagavi Division Total		180	165	92	15	8
25	Mysuru	Hunsur	20	15	75.00	5	25.00
26		Nanjangud	25	25	100.00	0	-
27	Mandya	Maddur	30	26	86.67	4	13.33
28	Kodagu	Somavarapete	20	18	90.00	2	10.00
29	Chamarajanagara	Yalandur	15	12	80.00	3	20.00
30		Chamarajanagar	20	15	75.00	5	25.00
	Mysuru Division Total		130	111	85	19	15
31	Ballari	Hosapete	35	35	100	0	
32	Koppal	Koppal	35	33	94.29	2	5.71
33	Bidar	Basavakalyan	31	22	70.97	9	29.03
34		Humnabad	15	15	100.00	0	-
35	Raichur	Lingasugur	20	14	70.00	6	30.00
36	Kalaburagi	Kalaburagi	10	10	100.00	0	-
37		Afzalpur	10	6	60.00	4	40.00
38		Chittapur	15	15	100.00	0	-
39		Jewargi	10	10	100.00	0	-
40		Sedam	10	10	100.00	0	-
41	Yadgir	Shahapur	21	15	71.43	6	28.57
	Ballari Division Total		212	185	87	27	13
42	Karwar	Karwar	15	15	100.00	0	-
43		Sirsi	9	9	100.00	0	-
44		Kumta	1	1	100.00	0	-
45		Ankola	17	16	94.12	1	5.88

Sl. No.	Name of the District	Name of the Taluk	No.of Sample Beneficiaries Covered	Male	%	Female	%
46		Haliyal	12	12	100.00	0	-
Uttara Kannada Division Total			54	53	98	1	2
47	Chikkamagaluru	Kadur	10	10	100.00	0	-
48		Tarikere	20	20	100.00	0	-
49	Hassan	Hassan	1	1	100.00	0	-
50		Arsikere	19	15	78.95	4	21.05
51	Shivamogga	Shikaripura	35	31	88.57	4	11.43
52	Davanagere	Harihara	10	10	100.00	0	-
53	Chitradurga	Holalkere	10	10	100.00	0	-
Shivamogga Division Total			105	97	92	8	8
Grand Total			962	842	88	120	12

Annexure – 31

Gender-wise Beneficiary Distribution during Study Period (2009-10 to 2013-14)

Zone	District	City/Town	2009-10		2010-11		2011-12		2012-13		2013-14	
			Male	Female	Male	Female	Male	Female	Male	Female	Male	Female
Bangalore	Bangalore Rural	Doddaballapura	0	0	2	1	27	0	0	0	9	4
		Devanhalli	9	4	3	1	25	1	19	6	9	4
		Hoskote										
		Nelmangala	7	2	7	2	19	19				
		Total	16	6	12	4	71	20	19	6	18	8
Bangalore Urban		Anekal										
		Bengaluru South										
		Bengaluru North										
		Bengaluru East										
		Total	0	0	0	0	0	0	0	0	0	0
Chikkaballapur		Chikkaballapur										
		Bagepalli							21	6	14	1
		Chintamani	15	10	7	4	42	4	24	3	15	0
		Gauribidanur	17	7	7	6	32	9	33	0	44	8
		Gudibanda	13	10	4	2	21	2	30	1	42	6
		Sidlaghatta	16	8	6	4	23	3	21	6	10	2
		Total	61	35	24	16	118	18	129	16	125	17
Kolar		Kolar	9	2	8	12	15	2	14	1	10	0
		Bangarapet										

Zone	District	City/Town	2009-10		2010-11		2011-12		2012-13		2013-14	
			Male	Female	Male	Female	Male	Female	Male	Female	Male	Female
		Malur										
		Mulbagal										
		Srinivaspur	9	2	0	0	9	2	20	0	13	0
		Total	18	4	8	12	24	4	34	1	23	0
	Ramanagaram	Ramanagara										
		Magadi	9	3	14	2	36	7	37	8	20	5
		Kanakapura										
		Channapatna										
		Total	9	3	14	2	36	7	37	8	20	5
	Tumkuru	Tumkuru										
		Chiknayakanhalli										
		Kunigal										
		Madhugiri										
		Sira										
		Tiptur										
		Gubbi										
		Koratagere										
		Pavagada										
		Turuvekere										
		Total	0	0	0	0	0	0	0	0	0	0
		Bangalore Zone Total	104	48	58	34	249	49	219	31	186	30

Zone	District	City/Town	2009-10		2010-11		2011-12		2012-13		2013-14		
			Male	Female	Male	Female	Male	Female	Male	Female	Male	Female	
Belagavi	Bagalkot	Bagalkot											
		Jamkhandi											
		Mudhol											
		Badami											
		Bilagi											
		Hungund											
		Total	0	0	0	0	0	0	0	0	0	0	0
		Belagavi	Athani	-	4	20	-	-	12	21	-	21	10
	Bailahongal		0	0	0	0	0	0	0	0	0		
	Belgaum	5	-	5	-	1	19	35	30	10	5		
	Chikodi	-	4	48	-	-	4	49	18	15	4		
	Gokak	-	-	-	-	20	-	-	-	-	-		
	Hukkeri	24	4	50	-	-	9	81	20	6	4		
	Khanapur	3	0	1	3	15	0	10	0	7	0		
	Ramdurg	3	25	1	2	25	-	54	20	16	10		
	Raybag	-	4	40	-	-	9	36	-	6	4		
	Saundatti	0	0	0	0	0	0	0	0	0	0		
	Total	35	41	165	5	61	53	286	88	81	37		
	Bijapur	Bijapur											
		Basavan Bagevadi											
		Indi											

Zone	District	City/Town	2009-10		2010-11		2011-12		2012-13		2013-14	
			Male	Female	Male	Female	Male	Female	Male	Female	Male	Female
		Muddebihal										
		Sindagi										
		Total	0	0	0	0	0	0	0	0	0	0
	Dharwad	Kalghatgi										
		Dharwad										
		Hubli										
		Kundgol										
		Navalgund										
		Total	0	0	0	0	0	0	0	0	0	0
	Gadag	Gadag-Betigeri	5	5	2	1	10	5	7	3	4	2
		Nargund	5	5	2	1	6	4	6	4	4	2
		Mundargi	11	10	8	7	25	15	20	10	10	5
		Ron	10	10	2	1	20	10	12	8	7	3
		Shirahatti	11	10	8	7	26	14	20	10	10	5
		Total	42	40	22	17	87	48	65	35	35	17
	Haveri	Ranibennur	0	0	2	0	26	3	28	2	4	0
		Byadgi										
		Hangal										
		Haveri										
		Savanur										

Zone	District	City/Town	2009-10		2010-11		2011-12		2012-13		2013-14	
			Male	Female	Male	Female	Male	Female	Male	Female	Male	Female
		Hirekerur	0	0	3	0	39	0	35	0	8	0
		Shiggaon										
		Total	0	0	5	0	65	3	63	2	12	0
		Belagavi Zone Total	77	81	192	22	213	104	414	125	128	54
Ballari	Bellary	Bellary										
		Hospet	10	0	7	0	82	12	99	26	10	5
		Hoovina Hadagalli										
		Hagaribommanahalli										
		Kudligi										
		Sanduru	17	0	0	0	20	15	32	18	13	1
		Siruguppa										
		Total	27	0	7	0	102	27	131	44	23	6
	Bidar	Aurad	10	4	2	0	41	7	34	16	17	1
		Basavakalyan	9	4	6	0	29	15	19	22	17	1
		Bidar	15	0	8	0	75	0	58	2	23	1
		Bhalki	12	0	2	0	37	8	25	10	13	5
		Humnabad	13	0	2	0	14	7	33	6	15	2
		Total	59	8	20	0	196	37	169	56	85	10
	Gulbarga	Gulbarga										
		Afzalpur										
		Aland										
		Chincholi										

Zone	District	City/Town	2009-10		2010-11		2011-12		2012-13		2013-14	
			Male	Female	Male	Female	Male	Female	Male	Female	Male	Female
		Chitapur										
		Jevargi										
		Sedam										
		Total	0	0	0	0	0	0	0	0	0	0
	Koppal	Gangawati	25	5	12	2	138	23	67	40	51	12
		Koppal	32	4	6	0	27	27	56	16	20	15
		Kushtagi	14	1	0	6	0	0	0	0	0	0
		Yelburga										
		Total	71	10	18	8	165	50	123	56	71	27
	Raichur	Raichur										
		Manvi										
		Sindhur										
		Devadurga										
		Lingsugur	15		15		91		35	10	42	12
		Total	15	0	15	0	91	0	35	10	42	12
	Yadgir	Yadgir										
		Shahpur	30	0	3	3	41	24	80	18	29	15
		Shorapur	6	0	4	0	37	1	60	14	33	6
		Total	36	0	7	3	78	25	140	32	62	21
		Ballari Zone Total	208	18	67	11	632	139	598	198	283	76

Zone	District	City/Town	2009-10		2010-11		2011-12		2012-13		2013-14	
			Male	Female	Male	Female	Male	Female	Male	Female	Male	Female
Mysore	Chamarajanagar	Chamrajnagar										
		Gundlupet										
		Kollegal										
		Yelandur										
		Total	0	0	0	0	0	0	0	0	0	0
	Kodagu	Madikeri										
		Somvarpet										
		Virajpet										
		Total	0	0	0	0	0	0	0	0	0	0
	Mandya	Mandya	23	7	33	11	26	35	49	20	36	7
Maddur												
Malavalli		37	4	32	-	91	2	93	7	32	2	
Shrirangapattana												
Krishnarajpet		23	2	38	2	62	15	74	8	37	3	
Nagamangala												
Pandavapura												
Total	83	13	103	13	179	52	216	35	105	12		
Mysuru	Mysuru											
	Hunsur											
	Krishnarajanagar											
	Nanjangud											

Zone	District	City/Town	2009-10		2010-11		2011-12		2012-13		2013-14	
			Male	Female	Male	Female	Male	Female	Male	Female	Male	Female
		Heggadadevanakote										
		Piriyapatna										
		T Narasipura										
		Total	0	0	0	0	0	0	0	0	0	0
		Mysuru Zone Total	83	13	103	13	179	52	216	35	105	12
Shivamogga	Chikmagalur	Chikmagalur										
		Kadur										
		Koppa										
		Mudigere										
		Narasimharajapura										
		Sringeri										
		Tarikere										
		Total	0	0	0	0	0	0	0	0	0	0
	Chitradurga	Chitradurga	0	0	0	0	44	1	37	6	13	2
		Challakere	0	0	3	2	40	6	32	14	16	0
		Hiriyur	50	0	6	0	39	4	38	5	13	2
		Holalkere	43	0	16	0	33	0	38	0	15	0
		Hosdurga	32	0	17	0	34	0	44	0	15	0
		Molakalmuru	5	0	5	0	36	10	44	2	16	0
		Total	130	0	47	2	226	21	233	27	88	4
	Davanagere	Davanagere	70	15	14	0	95	20	54	11	15	5
		Harihar	0	0	0	0	0	0	25	10	11	6

Zone	District	City/Town	2009-10		2010-11		2011-12		2012-13		2013-14	
			Male	Female	Male	Female	Male	Female	Male	Female	Male	Female
		Channagiri	8	0	4	0	31	4	29	11	11	3
		Harpanahalli	20	8	9	6	30	7	34	16	14	4
		Honnali	34	15	17	8	38	8	48	15	21	10
		Jagalur	3	1	2	1	28	11	30	10	11	3
		Total	135	39	46	15	222	50	220	73	83	31
	Hassan	Hassan	23	9	4	6	75	1	58	2	31	0
		Arsikere	4	8	3	6	61	14	57	15	12	1
		Channarayapattana	9	0	0	0	89	0	71	0	17	3
		Holenarsipur										
		Sakleshpur	0	0	0	0	0	0	12	1	7	1
		Alur	4	3	0	2	43	1	0	0	0	0
		Arkalgud										
		Belur	10	0	12	3	59	6	46	23	24	4
		Total	50	20	19	17	327	22	244	41	91	9
	Shimoga	Sagar	0	2	4	0	20	0	14	4	13	1
		Shimoga	61	0	6	17	78	23	46	18	16	7
		Bhadravati										
		Hosanagara	1	2	1	1	13	1	7	3	8	1
		Shikaripura	10	0	9	0	77	18	57	28	26	2
		Sorab	4	4	2	4	7	0	22	5	8	3
		Tirthahalli	2		2		20	1	15	1	16	1
		Total	78	8	24	22	215	43	161	59	87	15
		Shivamogga Zone	393	67	136	56	990	136	858	200	349	59

Zone	District	City/Town	2009-10		2010-11		2011-12		2012-13		2013-14			
			Male	Female	Male	Female	Male	Female	Male	Female	Male	Female		
		Total												
Uttara Kannada	Uttara Kannada	Karwar												
		Sirsi												
		Joida												
		Dandeli												
		Bhatkal												
		Kumta							139	0	38	0		
		Ankola												
		Haliyal												
		Honavar												
		Mundgod												
		Siddapur												
		Yellapur												
				Uttara Kannada Total	0	0	0	0	0	0	139	0	38	0
				Uttara Kannada Zone Total	0	0	0	0	0	0	139	0	38	0
		Grand Total - All Zones	865	227	556	136	2263	480	2444	589	1089	231		

Annexure - 32

Social Category of Beneficiary covered during Study Period (2009-10 to 2013-14)

District	City/Town	2009-10				2010-11				2011-12				2012-13				2013-14			
		SC	ST	OBC	Minority	SC	ST	OBC	Minority	SC	ST	OBC	Minority	SC	ST	OBC	Minority	SC	ST	OBC	Minority
Bangalore Rural	1. Doddaballapura	0	0	0	0	2	1	0	0	9	3	15	0	0	0	0	0	2	1	10	0
	2. Devanhalli	5	8	0	0	2	2	0	0	5	1	20	0	5	0	17	3	4	4	5	0
	3. Hoskote																				
	4. Nelmangala																				
	Total	5	8	0	0	4	3	0	0	14	4	35	0	5	0	17	3	6	5	15	0
Bangalore Urban	1. Anekal																				
	2. Bengaluru South																				
	3. Bengaluru North																				
	4. Bengaluru East																				
	Total	0	0	0	0	0	0	0	0	0	0	0	0	0	0	0	0	0	0	0	0
Chikkaballapur	1. Chikkaballapur																				
	2. Bagepalli													6	8	12	1	4	3	6	2
	3. Chintamani	11	15	-	-	8	3	-	-	7	5	33	1	7	8	12	0	5	1	8	1
	4. Gauribidanur	13	11	0	0	8	5	0	0	7	5	6	5	5	3	8	2	8	15	14	8
	5. Gudibanda	10	13	0	0	6	0	0	0	5	2	5	1	4	3	10	0	4	8	12	0
	6. Sidlaghatta	11	13	-	-	7	3	-	-	7	1	17	1	7	6	13	1	5	1	6	0
Total	45	52	0	0	29	11	0	0	26	13	61	8	29	28	55	4	26	28	46	11	
Kolar	1. Kolar	5	6	0	0	0	7	13	0	3	1	13	0	3	1	10	1	2	1	10	0

District	City/Town	2009-10				2010-11				2011-12				2012-13				2013-14			
		SC	ST	OBC	Minority	SC	ST	OBC	Minority	SC	ST	OBC	Minority	SC	ST	OBC	Minority	SC	ST	OBC	Minority
	2. Bangarapet																				
	3. Malur																				
	4. Mulbagal																				
	5. Srinivaspur	7	2	2	0	0	0	0	0	4	1	6	0	4	8	8	0	3	1	9	0
	Total	12	8	2	0	0	7	13	0	7	2	19	0	7	9	18	1	5	2	19	0
Ramanagaram	Ramanagara																				
	Magadi	2	0	10	0	3	1	12	0	3	3	35	4	11	5	29	0	10	2	13	0
	Kanakapura																				
	Channapatna																				
	Total	2	0	10	0	3	1	12	0	3	3	35	4	11	5	29	0	10	2	13	0
Tumkuru	Tumkuru																				
	Chiknayakanhalli																				
	Kunigal																				
	Madhugiri																				
	Sira																				
	Tiptur																				
	Gubbi																				
	Koratagere																				
	Pavagada																				
	Turuvekere																				
	Total	0	0	0	0	0	0	0	0	0	0	0	0	0	0	0	0	0	0	0	0
	Bangalore Zone Total	64	68	12	0	36	22	25	0	50	22	150	12	52	42	119	8	47	37	93	11

District	City/Town	2009-10				2010-11				2011-12				2012-13				2013-14			
		SC	ST	OBC	Minority	SC	ST	OBC	Minority	SC	ST	OBC	Minority	SC	ST	OBC	Minority	SC	ST	OBC	Minority
Bagalkot	1. Bagalkot																				
	2. Jamkhandi																				
	3. Mudhol																				
	4. Badami																				
	5. Bilagi																				
	6. Hungund																				
	Total		0	0	0	0	0	0	0	0	0	0	0	0	0	0	0	0	0	0	0
Belagavi	1. Athani	-	-	-	-	4	-	-	-	2	4	18	8	2	-	19	-	9	-	14	8
	2. Bailahongal	3	0	5	0	7	0	0	0	8	1	12	31	0	0	28	2	0	0	6	0
	3. Belgaum	-	4	1	-	-	4	1	-	14	6	-	-	35	25	5	-	8	5	-	-
	4. Chikodi	-	-	-	-	4	-	-	-	2	-	50	-	5	-	62	-	2	-	17	-
	5. Gokak	-	-	-	-	-	-	-	-	-	-	2	18	-	-	-	-	-	-	-	-
	6. Hukkeri	-	-	-	-	4	-	-	-	11	7	23	18	26	13	34	26	-	2	8	-
	7. Khanapur	3	0	0	0	3	1	0	0	8	3	4	0	6	0	4	0	4	0	3	0
	8. Ramdurg	4	24	-	-	3	-	-	-	10	-	15	-	22	7	45	-	8	3	13	2
	9. Raybag	-	-	-	-	4	-	-	-	9	4	26	10	-	-	24	12	4	-	6	-
	10. Saundatti	2	0	12	0	7	0	1	0	0	3	7	35	0	0	32	8	4	0	2	0
Total		12	28	18	0	36	5	2	0	64	28	157	120	96	45	253	48	39	10	69	10
Bijapur	1. Bijapur																				
	2. Basavan Bagevadi																				
	3. Indi																				
	4. Muddebihal																				

District	City/Town	2009-10				2010-11				2011-12				2012-13				2013-14			
		SC	ST	OBC	Minority	SC	ST	OBC	Minority	SC	ST	OBC	Minority	SC	ST	OBC	Minority	SC	ST	OBC	Minority
	5. Sindagi																				
	Total	0	0	0	0	0	0	0	0	0	0	0	0	0	0	0	0	0	0	0	0
Dharwad	1. Kalghatgi																				
	2. Dharwad																				
	3. Hubli																				
	7. Kundgol																				
	8. Navalgund																				
	Total	0	0	0	0	0	0	0	0	0	0	0	0	0	0	0	0	0	0	0	0
Gadag	1. Gadag-Betigeri	3	2	0	5	1	0	0	2	3	2	0	10	2	0	2	6	2	0	0	4
	2. Nargund	2	2	6	0	0	0	3	0	2	0	8	0	3	0	7	0	1	0	3	2
	3. Mundargi	11	10	0	0	5	5	5	0	20	10	8	2	20	5	3	2	10	2	2	1
	4. Ron	10	5	5	0	1	1	1	0	20	5	5	0	15	3	2	0	5	2	2	1
	7. Shirahatti	11	10	0	0	5	5	3	2	20	10	8	2	20	5	5	0	10	2	2	1
	Total	37	29	11	5	12	11	12	4	65	27	29	14	60	13	19	8	28	6	9	9
Haveri	1. Ranibennur	0	0	0	0	1	0	0	1	8	2	17	2	5	5	20	0	0	0	3	1
	2. Byadgi																				
	3. Hangal																				
	4. Haveri																				
	5. Savanur																				
	6. Hirekerur	0	0	0	0	2	1	0	0	3	6	16	14	3	12	5	15	2	0	4	2
	7. Shiggaon																				
	Total	0	0	0	0	3	1	0	1	11	8	33	16	8	17	25	15	2	0	7	3
	Belagavi Zone Total	49	57	29	5	51	17	14	5	140	63	219	150	164	75	297	71	69	16	85	22

District	City/Town	2009-10				2010-11				2011-12				2012-13				2013-14			
		SC	ST	OBC	Minority	SC	ST	OBC	Minority	SC	ST	OBC	Minority	SC	ST	OBC	Minority	SC	ST	OBC	Minority
Bellary	1. Bellary																				
	2. Hospet	0	0	8	2	5	0	2	0	20	10	50	14	42	5	59	19	6	3	4	2
	3. Hoovina Hadagalli																				
	4. Hagaribommanahalli																				
	5. Kudligi																				
	6. Sanduru	0	16	1	0	0	0	0	0	6	20	5	4	4	37	8	1	2	8	4	0
	7. Siruguppa																				
	Total	0	16	9	2	5	0	2	0	26	30	55	18	46	42	67	20	8	11	8	2
Bidar	1. Aurad	5	9	0	0	0	0	0	0	1	4	0	2	14	23	8	3	3	1	0	0
	2. Basavakalyan	4	9	0	0	0	0	0	0	11	4	0	0	23	8	2	0	3	1	0	1
	3. Bidar	5	10	0	0	0	0	0	0	12	3	0	12	11	9	13	24	3	1	0	6
	4. Bhalki	4	9	0	0	0	0	0	0	10	3	0	1	20	0	14	1	3	1	0	2
	5. Homnabad	4	9	0	0	0	0	0	0	10	3	0	2	11	13	0	8	3	1	0	1
		Total	22	46	0	0	0	0	0	0	44	17	0	17	79	53	37	36	15	5	0
Gulbarga	1. Gulbarga																				
	2. Afzalpur																				
	3. Aland																				
	4. Chincholi																				
	5. Chitapur																				
	6. Jevargi																				
	7. Sedam																				
	Total	0	0	0	0	0	0	0	0	0	0	0	0	0	0	0	0	0	0	0	0

District	City/Town	2009-10				2010-11				2011-12				2012-13				2013-14			
		SC	ST	OBC	Minority	SC	ST	OBC	Minority	SC	ST	OBC	Minority	SC	ST	OBC	Minority	SC	ST	OBC	Minority
Koppal	1. Gangawati	6	10	14	0	5	4	5	0	25	16	114	6	10	27	59	11	10	3	42	8
	2. Koppal	5	21	10	0	0	3	3	0	27	0	23	4	2	0	70	0	5	2	25	0
	3. Kushtagi	8	7	0	0	4	2	0	0	0	0	0	0	0	0	0	0	0	0	0	0
	4. Yelbarga																				
	Total	19	38	24	0	9	9	8	0	52	16	137	10	12	27	129	11	15	5	67	8
Raichur	Raichur																				
	Manvi																				
	Sindhur																				
	Devadurga																				
	Lingsugur	15	0	0	0	15	0	0	0	44	7	40	0	20	15	10	0	17	11	26	0
Total	15	0	0	0	15	0	0	0	44	7	40	0	20	15	10	0	17	11	26	0	
Yadgir	Yadgir																				
	Shahpur	20	0	9	1	6	0	0	0	32	3	29	1	87	0	11	0	10	3	31	0
	Shorapur	2	2	0	0	2	2	0	0	5	16	17	0	0	0	74	0	8	2	29	0
	Total	22	2	9	1	8	2	0	0	37	19	46	1	87	0	85	0	18	5	60	0
Ballari Zone Total	78	102	42	3	37	11	10	0	203	89	278	46	244	137	328	67	73	37	161	20	
Chamarajanagar	1. Chamrajnagar																				
	2. Gundlupet																				
	3. Kollegal																				
	4. Yelandur																				
	Total	0	0	0	0	0	0	0	0	0	0	0	0	0	0	0	0	0	0	0	0
Kodagu	1. Madikeri																				

District	City/Town	2009-10				2010-11				2011-12				2012-13				2013-14			
		SC	ST	OBC	Minority	SC	ST	OBC	Minority	SC	ST	OBC	Minority	SC	ST	OBC	Minority	SC	ST	OBC	Minority
	2. Somvarpet																				
	3. Virajpet																				
	Total	0	0	0	0	0	0	0	0	0	0	0	0	0	0	0	0	0	0	0	0
Mandya	1. Mandya			30				44		10	1	50		4	2	59	9	3		39	1
	2. Maddur																				
	3. Malavalli	1	0	40	0	3	2	27	0	16		77	0	6	2	92	0	3	1	30	0
	4. Shrirangapattana																				
	5. Krishnarajpet	4	2	18	1	16	5	19		7	6	62	2			82		9	9	22	
	6. Nagamangala																				
	7. Pandavapura																				
	Total	5	2	88	1	19	7	90	0	33	7	189	2	10	4	233	9	15	10	91	1
Mysuru	Mysuru																				
	Hunsur																				
	Krishnarajanagar																				
	Nanjangud																				
	Heggadadevanakote																				
	Piriyapatna																				
	T Narasipura																				
	Total	0	0	0	0	0	0	0	0	0	0	0	0	0	0	0	0	0	0	0	0
	Mysuru Zone Total	5	2	88	1	19	7	90	0	33	7	189	2	10	4	233	9	15	10	91	1
Chikmagalur	1. Chikmagalur																				
	2. Kadur																				
	3. Koppa																				

District	City/Town	2009-10				2010-11				2011-12				2012-13				2013-14			
		SC	ST	OBC	Minority	SC	ST	OBC	Minority	SC	ST	OBC	Minority	SC	ST	OBC	Minority	SC	ST	OBC	Minority
	4. Mudigere																				
	5. Narasimharajapura																				
	6. Sringeri																				
	7. Tarikere																				
	Total	0	0	0	0	0	0	0	0	0	0	0	0	0	0	0	0	0	0	0	0
Chitradurga	1. Chitradurga	0	0	0	0	0	0	0	0	8	3	32	2	0	0	43	2	2	1	11	1
	2. Challakere	0	0	0	0	2	3	0	0	9	4	33	0	0	0	49	0	2	1	9	4
	3. Hiriyur	15	10	25	0	2	2	2	0	8	4	26	7	10	10	18	5	2	2	10	1
	4. Holalkere	3	40	0	0	11	3	2	0	0	0	33	0	0	0	38	0	2	1	11	0
	5. Hosdurga	8	18	6	0	8	3	6	0	0	0	27	6	0	0	43	1	2	1	11	1
	6. Molakalmuru	0	0	5	0	3	1	1	0	9	4	33	0	0	0	45	0	2	1	13	0
	Total	26	68	36	0	26	12	11	0	34	15	184	15	10	10	236	8	12	7	65	7
Davanagere	1. Davanagere	3	52	0	0	9	5	0	0	11	7	0	0	10	25	0	2	6	9	0	0
	2. Harihar	0	0	0	0	0	0	0	0	0	0	0	0	5	3	0	1	2	1	0	1
	3. Channagiri	1	7	0	0	3	1	0	0	4	3	26	2	7	5	25	3	3	1	10	0
	4. Harpanahalli	1	18	2	0	10	5	0	0	8	4	25	0	0	0	50	0	4	2	12	0
	5. Honnali	22	23	4	0	15	7	3	0	12	9	25	0	16	10	36	0	18	8	5	0
	7. Jagalur	0	4	0	0	1	2	0	0	6	3	0	0	8	5	0	2	2	2	0	0
	Total	27	104	6	0	38	20	3	0	41	26	76	2	46	48	111	8	35	23	27	1
Hassan	1. Hassan	7	23	0	0	10	0	0	0	17	4	55	0	4	0	54	0	12	1	18	0
	2. Arsikere	6	6	0	0	8	1	0	0	40	5	30	0	29	0	41	2	5	1	7	0
	3. Channarayapattana	2	0	7	0	0	0	0	0	11	1	77	0	0	0	71	0	0	0	20	0
	4. Holenarsipur																				

District	City/Town	2009-10				2010-11				2011-12				2012-13				2013-14			
		SC	ST	OBC	Minority	SC	ST	OBC	Minority	SC	ST	OBC	Minority	SC	ST	OBC	Minority	SC	ST	OBC	Minority
	5. Sakleshpur	0	0	0	0	0	0	0	0	0	0	0	0	3	2	8	0	1	0	7	0
	6. Alur	2	7	0	0	2	0	0	0	2	7	35	0	0	0	0	0	0	0	0	0
	7. Arkalgud																				
	8. Belur	4	0	2	4	7	5	1	2	18	2	36	9	15	4	45	5	7	1	11	9
	Total	21	36	9	4	27	6	1	2	88	19	233	9	51	6	219	7	25	3	63	9
Shimoga	Sagar	0	2	0	0	3	1	0	0	4	0	0	0	1	1	0	0	2	1	0	0
	Shimoga	24	27	8	2	11	10	2	0	14	7	70	10	45	3	12	4	5	3	12	3
	Bhadravati																				
	Hosanagara	3	0	0	0	0	2	0	0	0	0	0	1	1	0	0	0	1	0	1	0
	Shikaripura	0	0	10	0	4	4	0	1	13	8	60	14	35	6	40	4	6	3	17	2
	Sorab	4	4	0	0	3	3	0	0	2	1	2	2	13	1	0	2	1	1	2	1
	Tirthahalli	2				2				5				4				2			
	Total	33	33	18	2	23	20	2	1	38	16	132	27	99	11	52	10	17	8	32	6
	Shivamogga Zone Total	107	241	69	6	114	58	17	3	201	76	625	53	206	75	618	33	89	41	187	23
Uttara Kannada	Karwar																				
	Sirsi																				
	Joida																				
	Dandeli																				
	Bhatkal																				
	Kumta													0	0	124	15	0	0	26	12
	Ankola																				
	Haliyal																				

District	City/Town	2009-10				2010-11				2011-12				2012-13				2013-14			
		SC	ST	OBC	Minority	SC	ST	OBC	Minority	SC	ST	OBC	Minority	SC	ST	OBC	Minority	SC	ST	OBC	Minority
	Honavar																				
	Mundgod																				
	Siddapur																				
	Yellapur																				
	Uttara Kannada Total	0	0	0	0	0	0	0	0	0	0	0	0	0	0	124	15	0	0	26	12
	Uttara Kannada Zone Total	0	0	0	0	0	0	0	0	0	0	0	0	0	0	124	15	0	0	26	12
	Grand Total	303	470	240	15	257	115	156	8	627	257	1461	263	676	333	1719	203	293	141	643	89

Annexure – 33

Details of Beneficiaries as per Social Category

Sl. No.	Name of the Taluk	SC	ST	OBC	BCM	PH	Total
	Bengaluru Division						
1	Doddaballapur	8	0	21	1	0	30
2	Magadi	7	0	10	11	0	28
3	Kanakapura	9	0	4	5	0	18
4	BengaluruNorth	11	0	9	5	0	25
5	BengaluruEast	0	0	21	4	0	25
6	Kolar	10	7	0	8	0	25
7	Malur	9	1	1	14	0	25
8	Mulbagal	7	0	12	6	0	25
9	Srinivasapura	5	4	11	0	0	20
10	Gauribidnur	4	17	4	0	0	25
11	Madhugiri	9	0	6	0	0	15
12	Koratagere	7	6	7	0	0	20
	Total	86	35	106	54	0	281
	%age	31	12	38	19	0	100
	Balagavi Divison						
13	Belagavi	7	7	0	2	0	16
14	Hukkeri	5	0	2	6	0	13
15	Raibagh	0	0	0	15	0	15
16	Khanapur	5	0	0	0	0	5
17	Basavana Bagewadi	0	5	8	0	0	13
18	Muddebihal	4	0	6	0	0	10
19	Badami	20	0	0	0	0	20
20	Hunagunda	7	0	3	0	0	10
21	Dharwad	10	0	0	0	0	10

Sl. No.	Name of the Taluk	SC	ST	OBC	BCM	PH	Total
22	Kalaghatagi	30	0	0	0	0	30
23	Ranebennur	10	5	5	0	0	20
24	Nargund	8	2	3	5	0	18
	Total	106	19	27	28	0	180
	%age	59	11	15	15	0	100
	Mysuru Division*						0
25	Hunsur	6	0	9	5	0	20
26	Nanjangud	0	0	0	0	25	25
27	Maddur	11	1	18	0	0	30
28	Somavarapete	13	7	0	0	0	20
29	Yalandur	5	0	10	0	0	15
30	Chamarajanagar	0	13	7	0	0	20
	Total	35	21	44	5	25	130
	%age	27	16	34	4	19	100
	Ballari Division*						
31	Hospet	3	8	1	16	7	35
32	Koppal	1	0	32	2	0	35
33	Basavakalyan	4	23	4	0	0	31
34	Humnabad	5	10	0	0	0	15
35	Lingasugur	3	13	4	0	0	20
36	Kalaburagi	0	5	5	0	0	10
37	Afzalpur	3	3	4	0	0	10
38	Chittapur	6	0	9	0	0	15
39	Jewargi	5	5	0	0	0	10
40	Sedam	0	0	10	0	0	10
41	Shahapur	15	6	0	0	0	21
	Total	45	73	69	18	7	212
	%age	21	34	33	8	4	100

Sl. No.	Name of the Taluk	SC	ST	OBC	BCM	PH	Total
Uttara Kannada Division							
42	Karwar	0	0	15	0	0	15
43	Sirsi	0	0	9	0	0	9
44	Kumta	0	0	1	0	0	1
45	Ankola	1	0	16	0	0	17
46	Haliyal	0	0	12	0	0	12
	Total	1	0	53	0	0	54
	%age	2	0	98	0	0	100
Shivamogga Division							
47	Kadur	3	0	7	0	0	10
48	Tarikere	9	1	10	0	0	20
49	Hassan	0	0	1	0	0	1
50	Arsikere	10	3	6	0	0	19
51	Shikaripura	33	0	2	0	0	35
52	Harihara	3	0	7	0	0	10
53	Holalkere	3	0	7	0	0	10
	Total	61	4	40	0	0	105
	%age	58	4	38	0	0	100
	Grand Total	334	152	339	105	32	962
	%age	35	16	35	11	3	100

* All Social Category beneficiaries covered.

Annexure - 34

Details of Members of FCS

Sl. No.	Name of the Taluk	Member of FCS	
		Yes	No
	Bengaluru Division		
1	Doddaballapur*	0	30
2	Magadi	24	4
3	Kanakapura	16	2
4	Bengaluru North	25	0
5	Bengaluru East	25	0
6	Kolar	25	0
7	Malur	25	0
8	Mulbagal	25	0
9	Srinivasapura	20	0
10	Gauribidnur	25	0
11	Madhugiri*	0	15
12	Koratagere	20	0
	Total	230	51
	%age	82	18
	Belagavi Divison		
13	Belagavi	3	13
14	Hukkeri	13	0
15	Raibagh	15	0
16	Khanapur	5	0
17	Basavana Bagewadi	13	0
18	Muddebihal	10	0
19	Badami	20	0
20	Hunagunda	10	0
21	Dharwad	10	0

Sl. No.	Name of the Taluk	Member of FCS	
		Yes	No
22	Kalaghatagi	30	0
23	Ranebennur	20	0
24	Nargund	18	0
	Total	167	13
	%age	93	7
	Mysuru Division		
25	Hunsur	11	9
26	Nanjangud	25	0
27	Maddur	30	0
28	Somavarapete	20	0
29	Yalandur	15	0
30	Chamarajanagar	20	0
	Total	121	9
	%age	93	7
	Ballari Division**		
31	Hospet	35	0
32	Koppal	35	0
33	Basavakalyan	31	0
34	Humnabad	15	0
35	Lingasugur	20	0
36	Kalaburagi	10	0
37	Afzalpur	10	0
38	Chittapur	15	0
39	Jewargi	10	0
40	Sedam	10	0
41	Shahapur	21	0
	Total	212	0

Sl. No.	Name of the Taluk	Member of FCS	
		Yes	No
	%age	100	0
	Uttara Kannada Division		
42	Karwar	15	0
43	Sirsi*	0	9
44	Kumta	1	0
45	Ankola	17	0
46	Haliyal	11	1
	Total	44	10
	%age	81	19
	Shivamogga Division		
47	Kadur	10	0
48	Tarikere	20	0
49	Hassan	1	0
50	Arsikere	19	0
51	Shikaripur	25	10
52	Harihar	10	0
53	Holalkere	10	0
	Total	95	10
	%age	90	10
	Grand Total	869	93
	%age	90	10

Source: Dept.of Fisheries

* 100% Non-members of FCS

** 100% FCS Members are covered.

Annexure - 35

**Details of Fisheries Co-operative Societies and Department of Fishery Officers Contacted during
Field Visit**

Sl. No.	Fisheries Zone	District	Taluk	Name of the FCS	Designation of the Officers
1	Bengaluru	Bengaluru Urban	Bengaluru North	Taluk F C S	
2	Bengaluru	Bengaluru Urban	Bengaluru North	Fish Production and sales woman co-op Society	
3		Chikkaballapura	Gauribidanur	Valmiki Meenugarara Sahakara Sangha	ADF-II
4		Kolar	Srinivasapura	Taluk F C S Srinivasapura	ADF-II
5		Ramanagara	Magadi	Averahalli Punarvasati Colony meenugarara Sahakara Sangha,	ADF-II
6			Kanakapura	Shri Chamundeshwari Mahila Meenugarara Sahakara Sangha	ADF-II
7			Kanakapura	Nisarga Abhivruddhi Sangha Niyamita, Madapuradoddi, Guddalahunase (P) Maralavadi, Kanakapura, Ramanagara	ADF-II
8		Tumakuru	Koratagere	Taluk F C S koratagere	ADF-II

Sl. No.	Fisheries Zone	District	Taluk	Name of the FCS	Designation of the Officers
9		Shivamogga	Shikaripura	Kumadvathi F C S	
10		Chikkamagaluru	Tarikere	Tarikere F C S Tarikere tq Chikkamagaluru Dist	ADF-II
11	Belagavi	Belagavi	Hukkeri	Adarsh Meenugarike Sahakari Sangha	
12			Hukkeri	Bismilla Meenugarike Sahakari Sangha	
13		Belagavi	Khanapur	Malaprabha Meenugarike Sahakari Sangha	
14		Belagavi	Raibag	Sri Sugandha Devi Meenugarike Sahakara Sangha	
15		Vijayapura	Basavana Bagewadi	Kolara F C S	
16		Vijayapura		F C S Baladinni	
17		Vijayapura		Kolara F C S	
18		Dharwad	Kalghatagi	Taluk F C S Kalaghatagi	ADF-II
19		Bagalkote	Hunagunda	Dhannur F C S	ADF-II
20		Hassan	Arsikere	Sri Kantenahalli SC / ST F C S Kantenahalli Kasaba Arasikere post and Tq Hassan Dist	ADF-II

Sl. No.	Fisheries Zone	District	Taluk	Name of the FCS	Designation of the Officers
21		Kodagu	Somwarpet	Sri Kaveri F C S Harangi Post Somavarapete Tq Kodagu Dist	ADF-II
22	Mysuru	Mysuru	Mysuru	Mysuru Meenu Utpadane Mattu Maratagarara sahakara sangha niyamita	
23		Mysuru	Mysuru	Mysuru Taluk Alpasankhyataru Mattu Hindulida Vargadavara Meenu Utpadane Mattu Marata Sahakara Sangha (Niyamitha) Mysuru	
24		Mandya	Maddur	Sri Gangaparameswari F C S Maddur	
25		Chamarajanagara	Chamarajanagara	Budakattu Soligara FCS	ADF-II
26		Chamarajanagara	Chamarajanagara	Taluk F C S Chamarajanagara	ADF-II
27	Ballari	Ballari	Hosapete	M.M halli, Hospete, Ballari	
28		Raichur	Lingasugur	Sri Lakshmi F C S Lingasuguru	ADF-II

Sl. No.	Fisheries Zone	District	Taluk	Name of the FCS	Designation of the Officers
29		Kalaburagi	Jewargi	SC/ST F C S Ajjapura	
30		Koppal	Koppal	Sri Gangadevi hirehalli Jalashaya Meenugarara Sahakara Sangha, Mudlapura, Kinnala	
31		Yadgir	Shahapur	Jalagi Tayarakara C S Anakasugur	ADF-II

Source: Dept. of Fisheries

Distribution of Beneficiaries according to Water Resource Type (2009-10 to 2013-14)

Zone	District	City/Town	2009-10				2010-11				2011-12				2012-13				2013-14			
			Dept. Tanks	GP Tanks	Reser voir	River	Dept. Tanks	GP Tanks	Reser voir	River	Dept. Tanks	GP Tanks	Reser voir	River	Dept. Tanks	GP Tanks	Reser voir	River	Dept. Tanks	GP Tanks	Reser voir	River
Bengaluru	Bengaluru Rural	Doddaballapura	0	0	0	0	0	3	0	0	5	22	0	0	0	0	0	0	2	11	0	0
		Devanhalli	3	10	0	0	0	4	0	0	4	22	0	0	3	22	0	0	3	10	0	0
		Total	3	10	0	0	0	7	0	0	9	44	0	0	3	22	0	0	5	21	0	0
Chikkaballapur		Bagepalli													2				4			
		Chintamani	3	22	0	0	3	11	0	0	6	40	0	0	3	24	0	0	4	11	0	0
		Gauribidanur	10	6	0	0	6	3	0	0	15	11	0	0	13	9	0	0	25	13	0	0
		Gudibanda	8	5	0	0	4	2	0	0	5	8	0	0	4	6	0	0	7	13	0	0
		Sidlaghatta	2	22	0	0	1	9	0	0	6	20	0	0	2	25	0	0	1	11	0	0
		Total	23	55	0	0	14	25	0	0	32	79	0	0	24	64	0	0	41	48	0	0
	Kolar	Kolar	16	0	0	0	16	0	0	0	14	0	0	0	15	0	0	0	10	0	0	0
		Srinivaspur	19	0	0	0	19	0	0	0	17	0	0	0	17	0	0	0	14	0	0	0
		Total	35	0	0	0	35	0	0	0	31	0	0	0	32	0	0	0	24	0	0	0
	Ramanagaram	Magadi	0	0	12	0	13	0	3	0	32	2	9	0	25	5	15	0	15	2	8	0
		Total	0	0	12	0	13	0	3	0	32	2	9	0	25	5	15	0	15	2	8	0
		Bengaluru Zone Total	61	65	12	0	62	32	3	0	104	125	9	0	84	91	15	0	85	71	8	0
Belagavi	Belagavi	Athani	0	0	0	0	0	0	0	4	0	0	0	32	0	0	0	21	0	0	0	31
		Bailahongal	0	0	8	0	0	0	7	0	10	2	40	0	0	0	30	0	2	0	4	0
		Balagavi	4	0	2	2	4	0	2	2	4	0	2	2	4	6	2	2	4	10	2	2

Zone	District	City/Town	2009-10				2010-11				2011-12				2012-13				2013-14			
			Dept. Tanks	GP Tanks	Reser voir	River	Dept. Tanks	GP Tanks	Reser voir	River	Dept. Tanks	GP Tanks	Reser voir	River	Dept. Tanks	GP Tanks	Reser voir	River	Dept. Tanks	GP Tanks	Reser voir	River
		Chikodi	0	0	0	0	0	0	0	0	0	0	0	0	0	0	0	0	0	0	0	0
		Gokak	5	0	0	1	5	0	0	1	5	0	0	1	5	0	0	1	5	0	0	1
		Hukkeri	0	0	0	24	0	0	0	4	0	0	0	59	0	0	0	96	0	0	0	10
		Khanapur	3	0	0	0	3	0	0	1	9	0	0	6	5	0	0	5	3	0	0	3
		Ramdurg	0	0	0	28		0	0	3	0	0	0	25		0	0	74	0	0	0	26
		Raybag	0	0	0	0	0	0	0	4	0	0	0	49	0	0	0	36	0	0	0	10
		Saundatti	0	0	12	0	0	0	8	0	10	0	35	0	0	0	40	0	2	0	4	0
		Total	12	0	22	55	12	0	17	19	38	2	77	174	14	6	72	235	16	10	10	83
	Gadag	Gadag-Betigeri	5	5	0	0	1	2	0	0	3	12	0	0	2	8	0	0	2	4	0	0
		Nargund		5	0	5		1	0	2	0	5	0	5	0	5	0	5	0	2	0	4
		Mundargi	5	5	0	11	5	2	0	8	10	10	0	20	5	5	0	20	5	2	0	8
		Ron	10	10	0	0	1	2	0	0	15	15	0	0	10	10	0	0	5	5	0	0
		Shirahatti	5	5	0	11	5	2	0	8	10	10	0	20	5	5	0	20	2	3	0	10
		Total	25	30	0	27	12	9	0	18	38	52	0	45	22	33	0	45	14	16	0	22
	Haveri	Ranibennur	15	0	0	5	11	0	0	5	11	0	0	5	15	0	0	5	14	0	0	5
		Hirekerur	42	0	0	2	42	0	0	2	42	0	0	2	41	0	0	2	31	0	0	2
		Total	57	0	0	7	53	0	0	7	53	0	0	7	56	0	0	7	45	0	0	7
		Belagavi Zone Total	94	30	22	89	77	9	17	44	129	54	77	226	92	39	72	287	75	26	10	112
Ballari	Ballari	Hosapete	0	0	0	10	3	0	0	4	49	0	20	25	66	0	15	44	7	0	0	8
		Sanduru	15	0	2	0	0	0	0	0	30	0	5	0	35	0	15	0	10	1	3	0
		Total	15	0	2	10	3	0	0	4	79	0	25	25	101	0	30	44	17	1	3	8
	Bidar	Aurad	14	0	0	0	2	0	0	0	48	0	0	0	50	0	0	0	18	0	0	0

Zone	District	City/Town	2009-10				2010-11				2011-12				2012-13				2013-14			
			Dept. Tanks	GP Tanks	Reser voir	River	Dept. Tanks	GP Tanks	Reser voir	River	Dept. Tanks	GP Tanks	Reser voir	River	Dept. Tanks	GP Tanks	Reser voir	River	Dept. Tanks	GP Tanks	Reser voir	River
		Basavakalyan	13	0	0	0	2	0	4	0	44	0	0	0	41	0	0	0	18	0	0	0
		Bidar	15	0	0	0	2	0	6	0	75	0	0	0	60	0	0	0	24	0	0	0
		Bhalki	12	0	0	0	2	0	0	0	44	0	0	0	35	0	0	0	18	0	0	0
		Humnabad	13	0	0	0	2	0	0	0	21	0	0	0	39	0	0	0	17	0	0	0
		Total	67	0	0	0	10	0	10	0	232	0	0	0	225	0	0	0	95	0	0	0
	Koppal	Gangawati	10	0	10	10	7	0	3	2	80	0	40	41	52	0	25	30	30	0	10	23
		Koppal	16	0	10	10	3	0	0	3	30	0	10	14	40	0	20	12	12	0	10	10
		Kushtagi	10	0	5	0	4	0	2	0	0	0	0	0	0	0	0	0	0	0	0	0
		Total	36	0	25	20	14	0	5	5	110	0	50	55	92	0	45	42	42	0	20	33
	Raichur	Lingsugur	0	0	0	15	2	0	4	9	0	0	0	91	9	0	7	29	8	0	5	41
		Total	0	0	0	15	2	0	4	9	0	0	0	91	9	0	7	29	8	0	5	41
	Yadgir	Shahapur	11	0	0	2	15	0	0	2	15	0	0	2	15	0	0	2	15	0	0	2
		Shorapur	4	0	0	0	4	0	0	0	5	0	0	1	5	0	0	1	5	0	0	1
		Total	15	0	0	2	19	0	0	2	20	0	0	3	20	0	0	3	20	0	0	3
		Ballari Zone Total	133	0	27	47	48	0	19	20	441	0	75	174	447	0	82	118	182	1	28	85
Mysuru	Mandya	Mandya	28	2	0	0	44	0	0	0	55	6	0	0	60	14	0	0	42	1	0	0
		Malavalli	23	0	2	26	24	0	2	28	24	0	2	36	24	0	2	26	18	0	2	48
		Krishnarajpet	19	1	0	5	25	0	0	15	54	1	0	22	47	9	0	26	14	2	0	22
		Total	70	3	2	31	93	0	2	43	133	7	2	58	131	23	2	52	74	3	2	70
		Mysuru Zone Total	70	3	2	31	93	0	2	43	133	7	2	58	131	23	2	52	74	3	2	70
Shivamogga	Chitradurga	Chitradurga	0	0	0	0	0	0	0	0	35	10	0	0	35	8	0	0	12	3	0	0
		Challakere	0	0	0	0	5	0	0	0	46	0	0	0	46	0	0	0	16	0	0	0

Zone	District	City/Town	2009-10				2010-11				2011-12				2012-13				2013-14			
			Dept. Tanks	GP Tanks	Reser voir	River	Dept. Tanks	GP Tanks	Reser voir	River	Dept. Tanks	GP Tanks	Reser voir	River	Dept. Tanks	GP Tanks	Reser voir	River	Dept. Tanks	GP Tanks	Reser voir	River
		Hiriyur	15	5	20	10	1	1	2	2	15	10	10	10	13	10	10	10	4	3	4	4
		Holalkere	23	20	0	0	10	6	0	0	18	15	0	0	20	18	0	0	10	5	0	0
		Hosdurga	10	10	7	5	5	5	5	2	10	4	10	10	10	10	14	10	5	2	5	3
		Molakalmuru	1	0	4	0	4	0	1	0	38	0	8	0	8	0	38	0	16	0	0	0
		Total	49	35	31	15	25	12	8	4	162	39	28	20	132	46	62	20	63	13	9	7
	Davanagere	Davanagere	30	10	30	15	9	4	0	0	40	10	35	30	38	7	20	0	14	2	4	0
		Harihar	0	0	0	0	0	0	0	0	0	0	0	0	1	0	0	34	6	0	3	8
		Channagiri	33	21	1	0	33	21	1	0	33	21	1	0	33	21	1	0	33	21	1	0
		Harpanahalli	28	0	0	0	15	0	0	0	31	0	0	6	43	0	0	7	17	0	0	1
		Honnali	16	19	0	1	16	19	0	1	16	19	0	1	16	19	0	1	16	19	0	1
		Jagalur	4	0	0	0	3	0	0	0	34	5	0	0	30	10	0	0	10	4	0	0
		Total	111	50	31	16	76	44	1	1	154	55	36	37	161	57	21	42	96	46	8	10
	Hassan	Hassan	7	25	0	0	0	10	0	0	10	20	42	4	25	16	19	0	7	4	20	0
		Arsikere	0	12	0	0	4	5	0	0	28	47	0	0	45	27	0	0	7	6	0	0
		Channarayapattana	8	1	0	0	0	0	0	0	60	29	0	0	50	21	0	0	16	4	0	0
		Sakleshpur	0	1	0	1	0	1	0	1	0	1	0	0	1	0	1	0	0	1	0	1
		Alur	0	7	0	0	0	2	0	0	0	9	30	5								
		Belur	0	0	10	0	2	2	11	0	16	14	35	0	22	2	45	0	1	2	25	0
		Total	15	46	10	1	6	20	11	1	114	120	107	9	142	67	64	1	31	17	45	1
	Shivamogga	Sagar	1	0	1	0	4	0	0	0	5	0	15	0	4	0	14	0	5	0	9	0
		Shivamogga	85	90	1	1	85	95	1	1	85	95	1	1	85	95	1	1	85	95	1	1
		Hosanagara	0	1	2	0	1	1	0	0	3	4	5	2	3	3	5	1	5	0	4	0

Zone	District	City/Town	2009-10				2010-11				2011-12				2012-13				2013-14			
			Dept. Tanks	GP Tanks	Reser voir	River	Dept. Tanks	GP Tanks	Reser voir	River	Dept. Tanks	GP Tanks	Reser voir	River	Dept. Tanks	GP Tanks	Reser voir	River	Dept. Tanks	GP Tanks	Reser voir	River
		Shikaripura	0	0	10	0	4	0	5	0	30	10	50	5	25	0	56	4	5	0	20	8
		Sorab	4	2	0	3	3	1	0	2	3	2	0	2	15	5	0	7	5	4	0	2
		Tirthahalli				2				2	1	3		17				16	1			16
		Total	90	93	14	6	97	97	6	5	127	114	71	27	132	103	76	29	106	99	34	27
		Shivamogga Zone Total	265	224	86	38	204	173	26	11	557	328	242	93	567	273	223	92	296	175	96	45
Uttara Kannada	Uttara Kannada	Kumta									0	0	0	3	0	0	0	3	0	0	0	38
		Uttara Kannada Total	0	0	0	0	0	0	0	0	0	0	0	3	0	0	0	3	0	0	0	38
		Uttara Kannada Zone Total	0	0	0	0	0	0	0	0	0	0	0	3	0	0	0	3	0	0	0	38
		Grand Total	623	322	149	205	484	214	67	118	1364	514	405	554	1321	426	394	552	712	276	144	350

Source: Dept.of Fisheries,

Consolidated Observation

Sl. No.	Terms of Reference	Observation
1	Selection of Beneficiaries in accordance with the GoK Order dated 16.7.2009. What are the criteria for Selection of Beneficiaries in this Scheme? Are the Criteria Transperant, fair and acceptable. In case there is no criteria or if any criteria is not fair etc. What would be the proposed criteria to be given to the Department? Is there a Deviation if so, extent of deviation (% to the total No.of beneficiaries Selected) Year-wise, District-wise in the State? Suggestion if any to prevent the deviation. (Chapter – 5)	Majority of the implementing officers (69% to 72%) have expressed Criteria No.2 i.e., the fishermen should be the member of Fisheries Co-operative Society for the last 3 years and Criteria No.3 i.e., the fishermen should possess Fishing license for inland and / or reservoir fishing for the last 3 years is not fair, acceptable and inappropriate.
2	What is the opinion of the beneficiaries about the quality of 53 items forming the Kit from which they are to choose the items they want? Chapter – 6)	68% of the beneficiaries have expressed that, the life of FISHERY REQUISITE KIT supplied is less than 6 months and 39% of FCS members have expressed FISHERY REQUISITE KIT supplied is poor quality to the beneficiaries.
3	Kit containing 53 items are available every year in every district is available for the beneficiaries is sufficient in number to choose? (Chapter – 7)	Large numbers of beneficiaries (30 taluks) have expressed the content of FISHERY REQUISITE KIT is in-adequate and expressed dis-satisfaction. Number of FISHERY REQUISITE KIT available for distribution is inadequate this is due to 3.61 lakh fishermen are actively involved in fisheries activities and demand for FISHERY REQUISITE KIT is high and Dept.of Fisheries officials are required to meet the physical and financial target allocated under FISHERY REQUISITE KIT scheme.
4	Whether there is any kind of pressure on the beneficiary, by design or default, to choose only certain items amongst the 53 items forming the kit? If yes, in case, of which item and why? Please suggest measure to remove this. (Chapter – 8)	The beneficiaries have expressed need for the fibre glass coracle, ice box fitted on two wheeler, weighing scale and fibre glass boat. Almost all the fishermen demanded FISHERY REQUISITE KIT. The budget allocated is insufficient to cover the entire fishermen under the scheme.

Sl. No.	Terms of Reference	Observation
5	<p>What Items within the 53 items kit are preferred and taken by the first time beneficiary? What items within the 53 items kit are preferred and taken by the other than first time beneficiary? If these are different, what are the differences and why? (Chapter – 9)</p>	<p>As per the Government Order, beneficiaries can avail second time assistance three years after receipt of first time assistance but instead of this Dept.of Fisheries officials of Shivamogga and Ballari zones could have covered more number of beneficiaries rather than extending second time assistance to the same beneficiaries in Sagar, Hospet and Sandur taluks. As there are large numbers of fishermen actively involved in fishing activity exist in the city / town who have been deprived of the benefit.</p>
6	<p>Redundant or least preferred Items in the 53 items kit which needs to be done away with? Which are those? (Chapter – 10)</p>	<p>Preference of the beneficiary is important as demand for FISHERY REQUISITE KIT items depends on type of water body.</p>
7	<p>Does the Scheme help the beneficiary in a way other than reducing his fishing kit cost? If yes, what are those? (Chapter – 11)</p>	<p>There is an increase in catch per unit effort of fishing, reduction in borrowing from private financiers, increase in income thereby economic improvement. There is an increase in tangible and intangible income.</p>
8	<p>What is the cost of the complete kit a fisherman has to have for fishing in the Inland Water of small ponds, tanks, reservoirs and flowing water bodies? Quantum of reduction in terms of cost of kit. Is it sufficient and desirable? (Chapter – 12)</p>	<p>56% of beneficiaries have expressed kit provided is inadequate and 18% did not respond.</p> <p>The Department is not providing net and requisite (adequate) to the beneficiaries.</p>
9	<p>Whether the scheme has helped to enhance the frequency of fishing or catch per effort or the annual catch made by the beneficiary or any enhancement in the earnings and socio-economic conditions of the beneficiary? (Chapter – 13)</p>	<p>FISHERY REQUISITE KIT scheme has helped the beneficiaries in increasing catch per effort / annual catch but, it has not increase the frequency of fishing, the frequency of fishing remain same.</p> <p>There is a substantial increase in the catch per unit effort.</p> <p>The scheme has not made any difference in increasing the frequency of fishing whereas, it has helped to enhance the catch per unit effort, annual fish catch, earning and increase in earning after the implementation of fishery requisite scheme for the BPL beneficiaries.</p>

Sl. No.	Terms of Reference	Observation
		The scheme has brought both tangible and intangible change in the socio-economic condition of the beneficiaries.
10	Need to provide assistance to a beneficiary after three years of the first assistance as provided in the Scheme. Particularly, when there may be many who are not covered for the first time assistance itself. (Chapter – 14)	During the year 2009-10 to 2013-14, 67 beneficiaries have received second time assistance. There is a clear violation of scheme guidelines. Fund has not been sanctioned and released as per the proposal. At the zonal level funds allocation done randomly.
11	Whether the scheme is empowering the beneficiary or making him / her less confident and more dependent on the assistance of the government thereby disempowering him / her? Should the scheme be recommended for continuation on the finding of this Question? (Chapter – 15)	The average catch per unit has increased to around 2150 kgs from 1600 kgs and annual earning has increased to Rs.91,000/- from Rs.68,000/-. There is a marginal increase in earning. The average increase in the income of the beneficiaries is in the order of Rs.22,845/- per annum. The fishermen are more dependent on the assistance of the government. 90% of the beneficiaries have recommended for scheme continuation. 86% of implementing officials have opined for scheme continuation. 22% fishermen have informed us if Fishery Requisite Kit is not given to them they would borrow money from the money lenders at high rate of interest and continue the activity for their livelihood does not mean that they are more dependent on government assistance thereby dis-empowering them but for financial benefit in time and availability of quality kit.
12	What factors have contributed for not achieving the intended outputs of the Scheme, if any?	There is an increase in inland fish production but the scheme has not contributed the intended output.

Sl. No.	Terms of Reference	Observation
	(Chapter – 16)	<p>Fishermen in Focus Group Discussion informed that net and requisites are not distributed during peak season, hence they could not take up fishing activity during peak season thereby their income has not increased as expected.</p> <p>DoF officials have not distributed Fishery Requisites Kit during peak season.</p> <p>66% have expressed dis-satisfaction on the quality of items supplied. Fishermen expressed their dis-satisfaction for not providing sufficient quantity of sinkers.</p> <p>68% of beneficiaries of all the zones have expressed the life of FISHERY REQUISITE KIT supplied is less than six months.</p> <p>22% have expressed between 6 months to one year.</p> <p>4% did not respond.</p> <p>85% of Mysuru and Shivamogga zones beneficiaries respectively have received poor quality material (life of the kit less than 6 months).</p> <p>91% of Uttara Kannada zone beneficiaries have received poor quality FISHERY REQUISITE KIT (life of kit is less than 6 months).</p> <p>Demand and material supplied do not match.</p> <p>The beneficiaries were not given complete net which contain net of appropriate mesh size and adequate quantity of requisites.</p>

Consolidated Suggestion

Sl. No.	Terms of Reference	Suggestion
1	Selection of Beneficiaries in accordance with the GoK Order dated 16.7.2009. What are the criteria for Selection of Beneficiaries in this Scheme? Are the Criteria Transperant, fair and acceptable. In case there is no criteria or if any criteria is not fair etc. What would be the proposed criteria to be given to the Department? Is there a Deviation if so, extent of deviation (% to the total No.of beneficiaries Selected) Year-wise, District-wise in the State? Suggestion if any to prevent the deviation. (Chapter – 5)	Dept.of Fisheries at the Directorate level has to relook in to the criteria and guidelines for the selection of beneficiaries in consultation with the implementing officers and other stake holders have come out with appropriate Government Order for implementing the scheme. The implementing officers are required to follow the guidelines and instructions given by the head office time to time without fail and seek guidance and get clarification from the higher level officers, in case of uncertainty in implementation of the scheme (selection procedure).
2	What is the opinion of the beneficiaries about the quality of 53 items forming the Kit from which they are to choose the items they want? (Chapter – 6)	Corrective measures have to be taken while selecting the contractor to supply quality material.
3	Kit containing 53 items are available every year in every district is available for the beneficiaries is sufficient in number to choose? (Chapter – 7)	Dept.of Fisheries has to distribute complete kit based on the demand and type of water body. DoF may take up demand assessment study of the scheme to know the financial requirement and beneficiaries to be covered.
4	Whether there is any kind of pressure on the beneficiary, by design or default, to choose only certain items amongst the 53 items forming the kit? If yes, in case, of which item and why? Please suggest measure to remove this. (Chapter – 8)	Based on the demand, Dept.of Fisheries may provide complete kit required by the beneficiaries comprising appropriate mesh size net (for different water body viz., river, tank, riverine, reservoir), floater, head rope, bottom rope, adequate number of sinkers, weighing scale, life jacket, crate, ice box, etc.
5	What Items within the 53 items kit are preferred and taken by the first time beneficiary? What items within the 53 items kit are preferred and taken by the other than first time beneficiary? If these are different, what are the differences and	Dept.of Fisheries officials have to be careful while extending second time assistance under FISHERY REQUISITE KIT and see to that more number of beneficiaries are covered in their respective taluk. Timely monitoring from Head Office is suggested.

Sl. No.	Terms of Reference	Suggestion
	why? (Chapter – 9)	
6	Redundant or least preferred Items in the 53 items kit which needs to be done away with? Which are those? (Chapter – 10)	FISHERY REQUISITE KIT to be distributed based on the requirement of the beneficiaries.
7	Does the Scheme help the beneficiary in a way other than reducing his fishing kit cost? If yes, what are those? (Chapter – 11)	FISHERY REQUISITE KIT scheme has helped the beneficiaries.
8	What is the cost of the complete kit a fisherman has to have for fishing in the Inland Water of small ponds, tanks, reservoirs and flowing water bodies? Quantum of reduction in terms of cost of kit. Is it sufficient and desirable? (Chapter – 12)	The kit should contain net and head and bottom rope, float, sinkers. The mesh size of the net depends on the water body and type of fish. To carry out fishing activity for living the BPL fishermen should have net and requisites (head and bottom rope, sinker, float), fibre glass coracle, weighing scale, crate, bicycle and ice box.
9	Whether the scheme has helped to enhance the frequency of fishing or catch per effort or the annual catch made by the beneficiary or any enhancement in the earnings and socio-economic conditions of the beneficiary? (Chapter – 13)	DoF may increase subsidy amount to Rs.20,000/- for BPL beneficiaries and Rs.15,000/- for APL beneficiaries.
10	Need to provide assistance to a beneficiary after three years of the first assistance as provided in the Scheme. Particularly, when there may be many who are not covered for the first time assistance itself. (Chapter – 14)	There is no need to provide second time assistance to the same beneficiaries as there are more numbers of beneficiaries in the State who have not availed first time assistance. DoF has to allocate fund as per the demand and need of the officers of the respective zone, district and taluk level. Pragmatic approach is suggested by fixing target and release of fund.
11	Whether the scheme is empowering the beneficiary or making him / her less confident and more dependent on the assistance of the government thereby disempowering him / her? Should the scheme be recommended for continuation	Fishery Requisite Kit Scheme is recommended for continuation.

Sl. No.	Terms of Reference	Suggestion
	on the finding of this Question? (Chapter – 15)	
12	What factors have contributed for not achieving the intended outputs of the Scheme, if any? (Chapter – 16)	<p>Increase physical and financial allocation.</p> <p>Increase quantum of assistance to Rs.20,000/-.</p> <p>Distribute complete Fishery Requisite Kits in time (distribute before peak season).</p> <p>Distribute good quality net and requisites.</p> <p>Life of the kit should be more than one year.</p> <p>DoF officials have to conduct demand survey, based on the result net and requisite has to be distributed.</p> <p>To achieve the intended output distribute net including adequate quantity of requisites, coracle, weighing scale, ice box, bicycle and crate to the beneficiaries.</p>

Photos of Beneficiaries along with FRK provided



Beneficiaries of Srinivasapura Taluk Fisheries Co-operative Society, with FRK Distributed.



Beneficiaries of Sri Krishna Fisheries Co-operative Society, Yelahanka, Bengaluru North



Beneficiaries of Sri Gangaparneswari F C S Maddur, using Kit provided and fish catch.



Focus group discussion with Beneficiaries of Badami Taluk FCS



Taluk Fisheries Co-operative Society, Kalaghatagi, in use of Kit provided



Fiber Coracle and conventional coracle of Bismilla Fisheries Co-operative Society, Yamakanamardi, Hukkeri Taluk




Mysore Fishermen with FRK distributed



Karwar Beneficiaries with fish catch and FGD with Ankola Fishermen



Shri Chamundeshwari Mahila Meenugarara Sahakara Sangha, Kanakapura



**TRA-MAY-2015 IRA-DEC-2015 DRA-DEC-2016 FNO-KEA 175 EVN
2015**



**EVALUATION STUDY OF ASSISTANCE TO INLAND WATER
FISHERMEN FOR PURCHASE OF FISHERY REQUISITE KITS IN
KARNATAKA**

